

# 醫療機構現況及 醫院醫療服務量統計年報

The Statistical Annual Report of Medical Care  
Institution's Status & Hospital's Utilization

中華民國九十四年

2005



行政院衛生署

Department of Health, Executive Yuan

中華民國九十五年 八月

Aug . 2006

# 目 錄

## 壹 簡要分析

## 貳 統計表

### 》簡要分析 - 九十四年醫療機構現況及醫院醫療服務量統計分析— 2

#### 一、醫事機構概況

|     |   |    |
|-----|---|----|
| 表1  | 》歷年醫療院所家數—按權屬別分                                 | 16 |
| 表2  | 》醫療院所家數—按縣市別及權屬別分                               | 18 |
| 表3  | 》歷年醫療院所病床數                                      | 20 |
| 表4  | 》醫療院所病床數—按縣市別分                                  | 24 |
| 表5  | 》歷年醫療院所每萬人口病床數                                  | 28 |
| 表6  | 》醫療院所每萬人口病床數—按縣市別分                              | 32 |
| 表7  | 》歷年醫療院所醫事人員數                                    | 36 |
| 表8  | 》醫療院所醫事人員數—按縣市別分                                | 40 |
| 表9  | 》歷年醫療院所每萬人口醫事人員數                                | 44 |
| 表10 | 》醫療院所每萬人口醫事人員數—按縣市別分                            | 48 |
| 表11 | 》歷年護產機構及精神復健機構家數                                | 52 |
| 表12 | 》護產機構及精神復健機構家數—按縣市別分                            | 56 |
| 表13 | 》歷年護產機構及精神復健機構醫事人員數                             | 60 |
| 表14 | 》護產機構及精神復健機構醫事人員數—按縣市別分                         | 62 |
| 表15 | 》歷年醫療設備數(含特定醫療技術檢查檢驗醫療儀器、手術台、產台、牙科治療台及門診診間)     | 64 |
| 表16 | 》醫療設備數(含特定醫療技術檢查檢驗醫療儀器、手術台、產台、牙科治療台及門診診間)—按縣市別分 | 66 |

#### 二、醫院家數

|     |                   |    |
|-----|-------------------|----|
| 表17 | 》醫院家數—按縣市別及評鑑等級別分 | 70 |
| 表18 | 》醫院家數—按縣市別及權屬別分   | 72 |
| 表19 | 》醫院家數—按權屬別及評鑑等級別分 | 74 |
| 表20 | 》醫院家數病床組別—按評鑑等級別分 | 76 |
| 表21 | 》醫院家數病床組別—按權屬別分   | 78 |
| 表22 | 》醫院家數—按病床組別及縣市別分  | 80 |

#### 三、醫院病床數

|     |                        |    |
|-----|------------------------|----|
| 表23 | 》醫院病床數—按評鑑等級別分         | 84 |
| 表24 | 》醫院病床數—按權屬別分           | 88 |
| 表25 | 》醫院病床數—按權屬別及評鑑等級別分     | 92 |
| 表26 | 》醫院急性一般病床數—按權屬別及評鑑等級別分 | 94 |
| 表27 | 》醫院慢性病床數—按權屬別及評鑑等級別分   | 96 |
| 表28 | 》醫院特殊病床數—按權屬別及評鑑等級別分   | 98 |

# CONTENTS

## Abstract Analysis

2

Abstract  
Analysis

### I 、 Medical Care Institution

|          |   |    |
|----------|---|----|
| Table 1  | Number of Hospitals and Clinics by Ownership, 1991-2005   | 16 |
| Table 2  | Number of Hospitals and Clinics by Locality and Ownership, 2005   | 18 |
| Table 3  | Number of Beds in Hospitals and Clinics, 1991-2005  | 20 |
| Table 4  | Number of Beds in Hospitals and Clinics by Locality, 2005   | 24 |
| Table 5  | Number of Beds in Hospitals and Clinics per 10,000 Population, 1991-2005  | 28 |
| Table 6  | Number of Beds in Hospitals and Clinics per 10,000 Population by Locality, 2005   | 32 |
| Table 7  | Number of Registered Medical Personnel in Hospitals and Clinics, 1991-2005  | 36 |
| Table 8  | Number of Registered Medical Personnel in Hospitals and Clinics by Locality, 2005   | 40 |
| Table 9  | Number of Registered Medical Personnel per 10,000 Population in Hospitals and Clinics, 1991-2005                            | 44 |
| Table 10 | Number of Registered Medical Personnel in Hospitals and Clinics per 10,000 Population by Locality, 2005                     | 48 |
| Table 11 | Number of Nursing Institutions & Institute for Psychiatric Rehabilitation, 1991-2005.                                       | 52 |
| Table 12 | Number of Nursing Institutions & Institute for Psychiatric Rehabilitation by Locality, 2005                                 | 56 |
| Table 13 | Number of Registered Medical Personnel in Nursing Institutions & Institute for Psychiatric Rehabilitation, 1991-2005        | 60 |
| Table 14 | Number of Registered Medical Personnel in Nursing Institutions & Institute for Psychiatric Rehabilitation by Locality, 2005 | 62 |
| Table 15 | Number of Medical Devices, 2000-2005  | 64 |
| Table 16 | Number of Medical Devices by Locality, 2005   | 66 |

### II 、 Hospital No.

|          |   |    |
|----------|---|----|
| Table 17 | Number of Hospitals by Locality and Accreditation, 2005       | 70 |
| Table 18 | Number of Hospitals by Locality and Ownership, 2005           | 72 |
| Table 19 | Number of Hospitals by Ownership and Accreditation, 2005      | 74 |
| Table 20 | Number of Hospitals by Number of Beds and Accreditation, 2005 | 76 |
| Table 21 | Number of Hospitals by Number of Beds and Ownership, 2005     | 78 |
| Table 22 | Number of Hospitals by Number of Beds and Locality, 2005      | 80 |

### III 、 Hospital Bed

|          |  |    |
|----------|--|----|
| Table 23 | Number of Beds in Hospitals by Accreditation, 2005                             | 84 |
| Table 24 | Number of Beds in Hospitals by Ownership, 2005                                 | 88 |
| Table 25 | Number of Beds in Hospitals by Ownership and Accreditation, 2005               | 92 |
| Table 26 | Number of Acute General Beds in Hospitals by Ownership and Accreditation, 2005 | 94 |
| Table 27 | Number of Chronic Beds in Hospitals by Ownership and Accreditation, 2005       | 96 |
| Table 28 | Number of Special Beds in Hospitals by Ownership and Accreditation, 2005       | 98 |

Statistical  
Table



#### 四、醫院醫事人員數

|     |                        |     |
|-----|------------------------|-----|
| 表29 | 》醫院醫事人員數—按評鑑等級別分       | 102 |
| 表30 | 》醫院醫事人員數—按縣市別分         | 106 |
| 表31 | 》醫院醫事人員數—按權屬別分         | 110 |
| 表32 | 》醫院醫事人員數—按權屬別及評鑑等級別分   | 114 |
| 表33 | 》醫院醫師數—按權屬別及評鑑等級別分     | 116 |
| 表34 | 》醫院藥事人員數—按權屬別及評鑑等級別分   | 118 |
| 表35 | 》醫院護產人員數—按權屬別及評鑑等級別分   | 120 |
| 表36 | 》醫院醫檢人員數—按權屬別及評鑑等級別分   | 122 |
| 表37 | 》醫院治療師(生)數—按權屬別及評鑑等級別分 | 124 |
| 表38 | 》每病床醫事人員數—按權屬別及評鑑等級別分  | 126 |
| 表39 | 》醫院專科醫師專任人數統計—按權屬別分    | 128 |
| 表40 | 》醫院專科醫師專任人數統計—按型態別分    | 132 |
| 表41 | 》醫院專科醫師專任人數統計—按評鑑等級別分  | 136 |

#### 五、醫院設備數

|     |   |     |
|-----|---|-----|
| 表42 | 》醫療設備數(含特定醫療技術檢查檢驗醫療儀器、手術台、產台、牙科治療台及門診診間)—按評鑑等級別分 | 142 |
| 表43 | 》醫療設備數(含特定醫療技術檢查檢驗醫療儀器、手術台、產台、牙科治療台及門診診間)—按權屬別分   | 144 |

#### 六、醫院服務量

|     |                       |     |
|-----|-----------------------|-----|
| 表44 | 》歷年醫院住院人日數—按病床別分      | 148 |
| 表45 | 》醫院住院人日數—按評鑑等級別分      | 150 |
| 表46 | 》醫院住院人日數—按權屬別分        | 152 |
| 表47 | 》歷年醫院住院人次—按病床別分       | 154 |
| 表48 | 》醫院住院人次—按評鑑等級別分       | 156 |
| 表49 | 》醫院住院人次—按權屬別分         | 158 |
| 表50 | 》歷年醫院醫療服務量統計          | 160 |
| 表51 | 》歷年醫院平均每日醫療服務量統計      | 162 |
| 表52 | 》歷年醫院平均住院日數           | 164 |
| 表53 | 》歷年醫院佔床率              | 166 |
| 表54 | 》歷年特定醫療技術檢查檢驗醫療儀器使用人次 | 168 |
| 表55 | 》歷年醫院死亡、解剖、轉診及院內感染病例數 | 170 |

|             |     |
|-------------|-----|
| 參、94年醫院服務量表 | 174 |
|-------------|-----|

|          |     |
|----------|-----|
| 附 錄：名詞定義 | 180 |
|----------|-----|





#### IV 、 Hospital Personnel

|   |     |
|---|-----|
| Table 29 Number of Registered Medical Personnel in Hospitals by Accreditation, 2005                                       | 102 |
| Table 30 Number of Registered Medical Personnel in Hospitals by Locality, 2005  | 106 |
| Table 31 Number of Registered Medical Personnel in Hospitals by Ownership, 2005   | 110 |
| Table 32 Number of Registered Medical Personnel in Hospitals by Ownership and Accreditation, 2005                         | 114 |
| Table 33 Number of Physicians, Doctors of Chinese Medicine and Dentists in Hospitals by Ownership and Accreditation, 2005 | 116 |
| Table 34 Number of Pharmacists and Assistant Pharmacists in Hospitals by Ownership and Accreditation, 2005                | 118 |
| Table 35 Number of Professional Nurses, Nurses and Midwives in Hospitals by Ownership and Accreditation, 2005             | 120 |
| Table 36 Number of Medical Technologists and Medical Technicians in Hospitals by Ownership and Accreditation, 2005        | 122 |
| Table 37 Number of Therapists and Therapy Technicians in Hospitals by Ownership and Accreditation, 2005                   | 124 |
| Table 38 Number of Registered Medical Personnel per Beds in Hospitals by Ownership and Accreditation, 2005                | 126 |
| Table 39 Number of Medical Specialists in Hospitals by Ownership, 2005  | 128 |
| Table 40 Number of Medical Specialists in Hospitals by Category, 2005   | 132 |
| Table 41 Number of Medical Specialists in Hospitals by Accreditation, 2005  | 136 |

#### V 、 Medical Devices in Hospital

|   |     |
|---|-----|
| Table 42 Number of Medical Devices by Accreditation, 2005 | 142 |
| Table 43 Number of Medical Devices by Ownership, 2005     | 144 |

#### VI 、 Hospital Utilization

|   |     |
|---|-----|
| Table 44 Days of Stay in Hospitals, 1991-2005                     | 148 |
| Table 45 Days of Stay in Hospitals by Accreditation, 2005         | 150 |
| Table 46 Days of Stay in Hospitals by Ownership, 2005             | 152 |
| Table 47 Number of Inpatients in Hospitals, 1991-2005             | 154 |
| Table 48 Number of Inpatients in Hospitals by Accreditation, 2005 | 156 |
| Table 49 Number of Inpatients in Hospitals by Ownership, 2005     | 158 |
| Table 50 Utilization in Hospitals, 1991-2005                      | 160 |
| Table 51 Daily Average Utilization Rate, 1991-2005                | 162 |
| Table 52 Average Length of Stay of Hospital Beds, 1994-2005       | 164 |
| Table 53 Occupancy Rate of Hospital Beds, 1994-2005               | 166 |
| Table 54 Medical Devices Utilization                              | 168 |
| Table 55 Number of Death, Referral and Nosocomial Infection       | 170 |

|                                  |     |
|----------------------------------|-----|
| <b>Hospital Utilization Form</b> | 174 |
|----------------------------------|-----|

|                 |     |
|-----------------|-----|
| <b>Appendix</b> | 180 |
|-----------------|-----|

# 壹、簡要分析

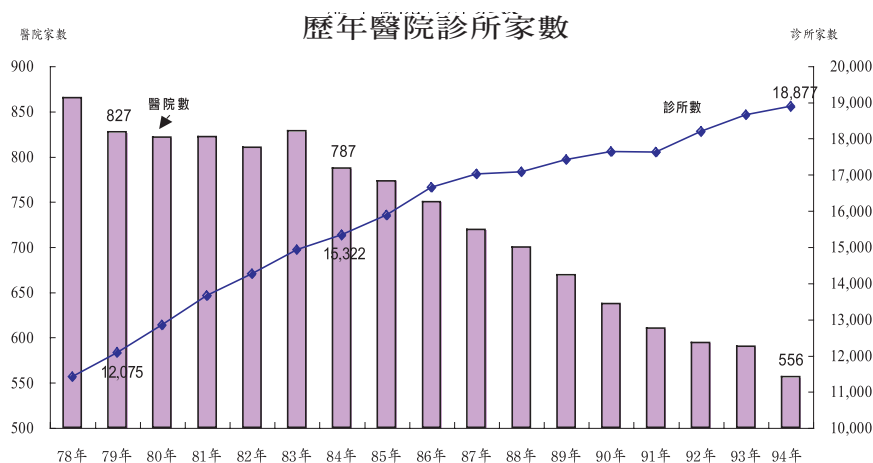
Abstract Analysis

# 九十四年醫療機構現況及醫院醫療服務量統計分析

## 一、醫療院所家數

### 1. 醫療院所數較上年增1.0%，惟醫院家數減34家。

民國94年醫療院所數共19,433家，較上年增加193家或增1.0%；其中醫院為556家，較上年減少34家或減少5.8%，減少者中含中醫醫院9家及西醫醫院25家（註：93年台北市9家市立醫院及1家市立性病防治所於94年合併改制為台北市立聯合醫院1家）；診所18,877家，較上年增加227家或增加1.2%。



醫療院所為全民健保特約者共有17,931家，特約比率為92.3%；其中醫院特約率為98.7%，診所特約率為92.1%；診所特約率又以牙醫診所之96.7%最高；西醫診所90.2%次之；中醫診所則為88.7%。

### 2. 醫療院所較84年底增20.6%，其中診所增23.2%。

如與84年底相較，醫療院所數增3,324家或增20.6%，其中醫院減231家或減29.4%；診所增3,555家或增23.2%。診所增加率，以中醫診所增50.0%最高；牙醫診所增28.1%次之；西醫診所則僅增14.6%。

醫療院所家數按型態別分

單位：家

| 年 底 別            | 院<br>所<br>數 | 醫 院   |       |       | 診 所    |       |       |       |
|------------------|-------------|-------|-------|-------|--------|-------|-------|-------|
|                  |             | 計     | 西 醫   | 中 醫   | 計      | 西 醫   | 中 醫   | 牙 醫   |
| 94年              | 19,433      | 556   | 531   | 25    | 18,877 | 9,948 | 2,900 | 6,029 |
| 93年              | 19,240      | 590   | 556   | 34    | 18,650 | 9,819 | 2,852 | 5,979 |
| 89年              | 18,082      | 669   | 617   | 52    | 17,413 | 9,402 | 2,461 | 5,550 |
| 84年              | 16,109      | 787   | 688   | 99    | 15,322 | 8,683 | 1,933 | 4,706 |
| 94 vs 93年<br>增減% | 1.0         | -5.8  | -4.5  | -26.5 | 1.2    | 1.3   | 1.7   | 0.8   |
| 94 vs 89年<br>增減% | 7.5         | -16.9 | -13.9 | -51.9 | 8.4    | 5.8   | 17.8  | 8.6   |
| 94 vs 84年<br>增減% | 20.6        | -29.4 | -22.8 | -74.7 | 23.2   | 14.6  | 50.0  | 28.1  |



**3.各縣市醫療院所數與84年底相較，離島增幅最大。**

各縣市醫院數，僅連江縣持平，其餘各縣市均呈減少。(見附表)

94年各縣市診所數均較84年底增加，其中以金門縣增3.8倍最多；其次為澎湖縣增加70.2%；另增幅在3成以上者有台東縣、高雄縣、新竹市、台北縣、桃園縣與彰化縣。

**4.評鑑醫院佔8成6；其中22家為醫學中心。**

94年醫院家數共556家，其中經合格評鑑之醫院占85.8%，屬醫學中心者有22家、區域醫院者65家、地區醫院者352家、精神專科醫院者38家。非評鑑醫院則有79家，占14.2%。

醫院家數按評鑑等級分

單位：家

| 年 底 別            | 醫<br>院<br>家<br>數 | 評鑑合格醫院 |      |      |       |            | 非評鑑<br>醫院 |
|------------------|------------------|--------|------|------|-------|------------|-----------|
|                  |                  | 計      | 醫學中心 | 區域醫院 | 地區醫院  | 精神<br>專科醫院 |           |
| 94年              | 556              | 477    | 22   | 65   | 352   | 38         | 79        |
| 93年              | 590              | 492    | 24   | 72   | 359   | 37         | 98        |
| 89年              | 669              | 506    | 23   | 63   | 388   | 32         | 163       |
| 84年              | 787              | 596    | 14   | 44   | 508   | 30         | 191       |
| 94 vs 93年<br>增減% | -5.8             | -3.0   | -8.3 | -9.7 | -1.9  | 2.7        | -19.4     |
| 94 vs 89年<br>增減% | -16.9            | -5.7   | -4.3 | 3.2  | -9.3  | 18.8       | -51.5     |
| 94 vs 84年<br>增減% | -29.4            | -20.0  | 57.1 | 47.7 | -30.7 | 26.7       | -58.6     |

註：93年台北市立醫院計有區域醫院6家、地區醫院1家、精神專科醫院1家與非評鑑醫院1家，於94年合併改制為台北市聯合醫院1家其評鑑等級暫以區域醫院計。

**5.10年來，醫院評鑑等級越高，家數成長率越大。**

94年各評鑑等級醫院家數，如與84年相較，醫學中心增8家或57.1%；區域醫院增21家或47.7%；地區醫院則減少156家或減30.7%；非評鑑等級醫院更減少112家或減58.6%，顯示近10年來，醫院評鑑等級越高者，其家數增加幅度也越大。

**二、執業醫事人員數****1.執業醫事人員數續增，較上年增3.1%，其中醫師人數增2.2%。**

94年底醫事機構執業醫事人員數共198,534人，其中醫師（含西、中、牙醫）共48,848人，占24.6%；藥事人員共25,574人，占12.9%；護產人員共105,160人，占53.0%；醫事放射及醫事檢驗人員共11,198人，占5.6%。

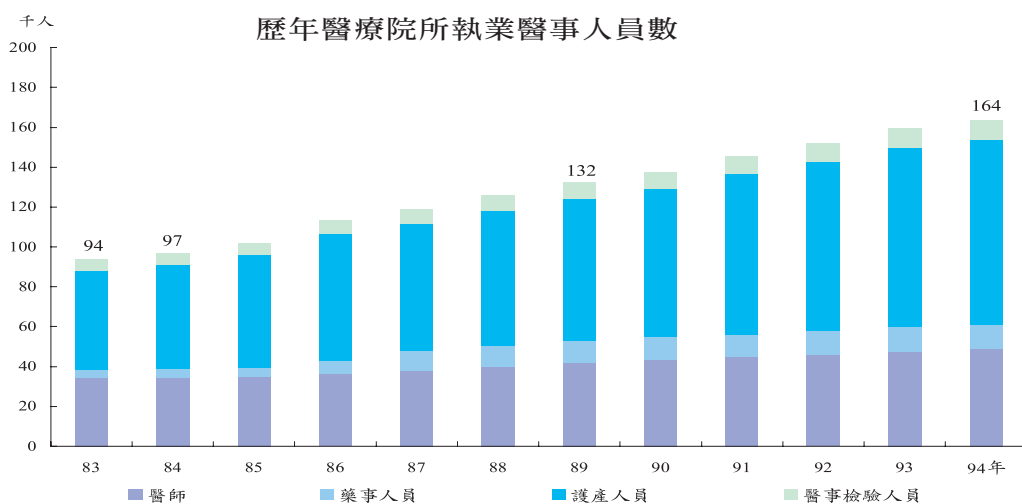
近10年來，醫事機構執業醫事人員數增加67.9%，其中藥事人員成長33.0%最低；醫師成長41.5%次之，其餘分別為醫事放射及醫事檢驗人員增加71.9%；護理人員增加82.6%。

醫療院所執業醫事人員數

單位：人

| 年 底 別            | 合 計     | 醫 師    | 藥 事 人 員 | 護 產 人 員 | 醫 事 放 射<br>及 醫 事 檢<br>驗 人 員 |
|------------------|---------|--------|---------|---------|-----------------------------|
| 94年              | 170,810 | 48,797 | 12,290  | 92,666  | 9,844                       |
| 93年              | 165,177 | 47,767 | 12,090  | 90,226  | 9,487                       |
| 89年              | 136,199 | 41,766 | 11,230  | 71,092  | 8,106                       |
| 84年              | 97,262  | 34,316 | 4,533   | 52,499  | 5,613                       |
| 94 vs 93年<br>增減% | 3.4     | 2.2    | 1.7     | 2.7     | 3.8                         |
| 94 vs 89年<br>增減% | 25.4    | 16.8   | 9.4     | 30.3    | 21.4                        |
| 94 vs 84年<br>增減% | 75.6    | 42.2   | 171.1   | 76.5    | 75.4                        |

備註：合計含其他執業醫事人員數。



## 2.近10年來醫療院所每萬人口以護產人數增幅最大

94年底醫療院所每萬人口醫師數21.4人，較上年增加0.3人或增1.8%；亦較84年增加5.3人或增33.4%。如按縣市別分，每萬人口醫師數在平均值以上者有8縣市，分別為新竹市、桃園縣、花蓮縣、台南市、高雄市、嘉義市、台北市及台中市；其餘則在平均值以下。

醫療院所每萬人口執業醫事人員數

單位：人

| 年 底 別            | 合 計  | 醫 師  | 藥 事 人 員 | 護 產 人 員 | 醫 事 放 射<br>及 醫 事 檢<br>驗 人 員 |
|------------------|------|------|---------|---------|-----------------------------|
| 94年              | 75.0 | 21.4 | 5.4     | 40.7    | 4.3                         |
| 93年              | 72.8 | 21.1 | 5.3     | 39.8    | 4.2                         |
| 89年              | 61.1 | 18.7 | 5.0     | 31.9    | 3.6                         |
| 84年              | 45.5 | 16.1 | 2.1     | 24.6    | 2.6                         |
| 94 vs 93年<br>增減% | 3.0  | 1.8  | 1.3     | 2.3     | 3.4                         |
| 94 vs 89年<br>增減% | 22.7 | 14.3 | 7.1     | 27.5    | 18.8                        |
| 94 vs 84年<br>增減% | 64.7 | 33.4 | 154.3   | 65.6    | 64.5                        |

備註：合計含其他執業醫事人員數。

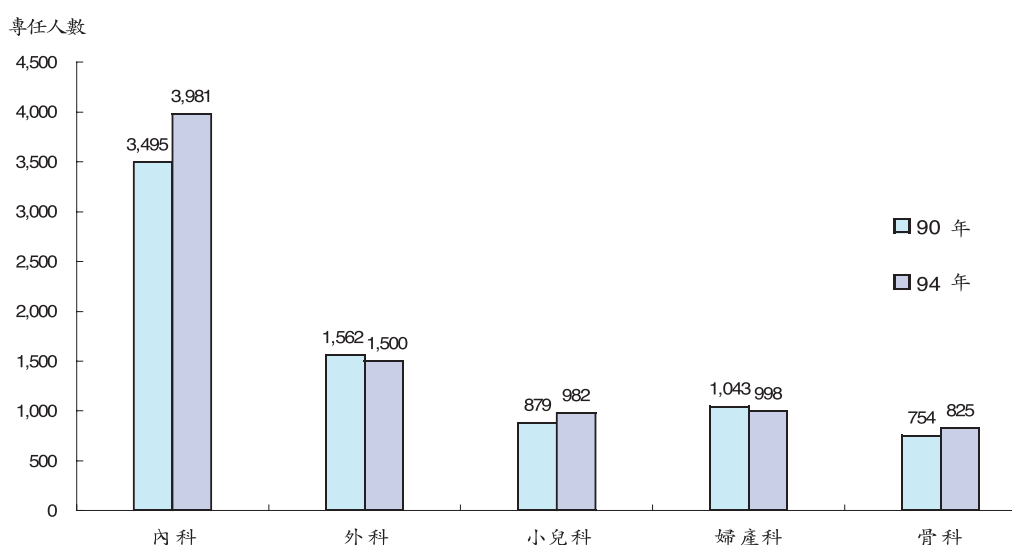
近10年來，醫療院所每萬人口執業醫事人員數變動，以每萬人口護產人員增16.1人最多；其次為醫師增5.3人；再次為藥事人員增3.3人及醫事放射及檢驗人員增1.7人。

### 3.醫院各專科醫師專任人數，以內科最多；外科次之。

94年底醫院專科醫師專任人數為15,402人，其中公立醫院占33.3%；私立醫院占66.7%。

各專科醫師專任人數以內科3,981人占25.8%最多；其次為外科1,500人占9.7%；婦產科998人占6.5%；小兒科982人占6.4%，骨科825人占5.4%；其餘各專科醫師所占比率均在5%

醫院專科醫師專任人數



以下。

專任醫師人數在200人以上之專科有19類，與90年相比，僅4類專科呈減少，分別為皮膚科減少13.3%，眼科減少5.5%；婦產科減少4.3%；外科減少4.0%，其餘各專科都呈增加。其中以急診醫學科增51.0%最多，其次分別為神經外科增28.8%，放射診斷科增25.1%，泌尿科增20.6%，而增幅在1成以上者有：麻醉科增17.4%，神經科增17.4%，放射線腫瘤科增17.2%，精神科增16.5%，內科增13.9%，復健科增12.2%，小兒科增11.7%。

### 4.醫院專科醫師專任人數約為六成八

94年底醫院專科醫師專任人數比例達67.5%，且公私立醫院之專任人數比例相當。

公立西醫醫院醫師專任人數比例中以榮民醫院的90.7%最高；本署及北、高市立醫院則為69.1%次之；軍方醫院(民眾診療)則為68.7%。



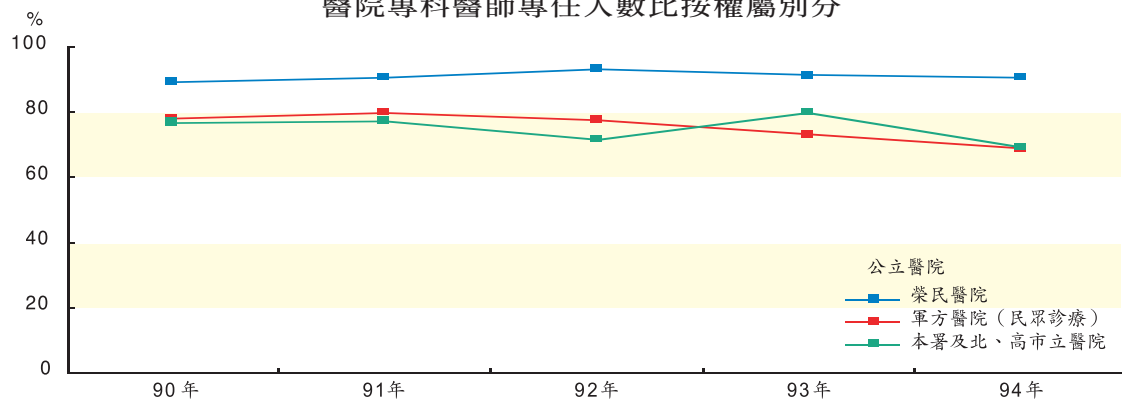
醫院專科醫師專任人數比按權屬別分

單位：％

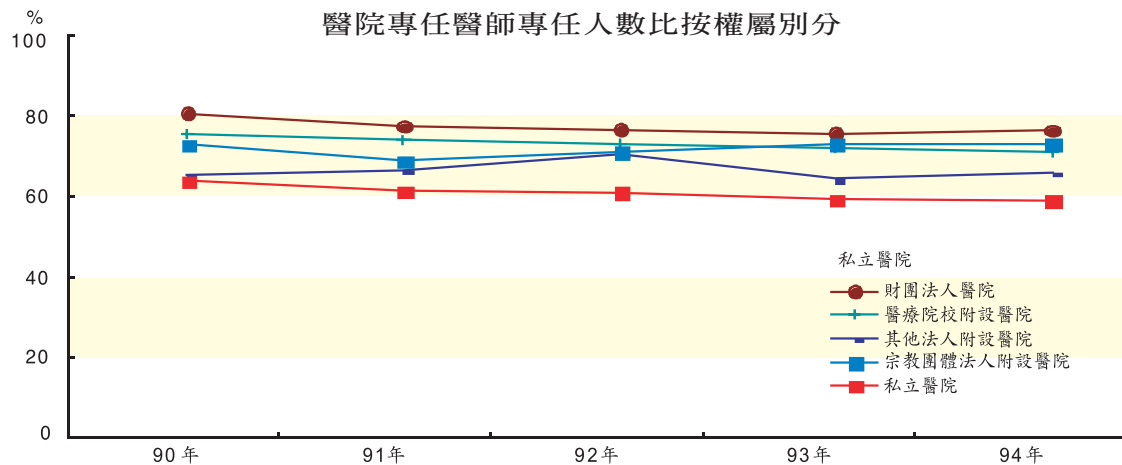
| 年 底 別                | 公立醫院 |                |                | 私立醫院   |              |              |                |      |
|----------------------|------|----------------|----------------|--------|--------------|--------------|----------------|------|
|                      | 榮民醫院 | 軍方醫院<br>(民眾診療) | 本署及北、<br>高市立醫院 | 財團法人醫院 | 醫學院校<br>附設醫院 | 其他法人<br>附設醫院 | 宗教財團法<br>人附設醫院 | 私立醫院 |
| 94年                  | 90.7 | 68.7           | 69.1           | 76.5   | 70.9         | 65.9         | 73.1           | 59.0 |
| 93年                  | 91.3 | 73.0           | 79.7           | 75.6   | 72.0         | 64.2         | 73.1           | 59.5 |
| 92年                  | 93.1 | 77.5           | 71.6           | 76.6   | 72.8         | 70.4         | 71.1           | 61.0 |
| 91年                  | 90.5 | 79.8           | 77.2           | 77.2   | 74.0         | 66.3         | 68.9           | 61.4 |
| 90年                  | 89.2 | 77.9           | 76.6           | 80.6   | 75.3         | 65.2         | 73.0           | 63.9 |
| 94 vs 93年<br>增減(百分點) | -0.6 | -4.3           | -10.6          | 0.9    | -1.1         | 1.7          | -              | -0.5 |
| 94 vs 90年<br>增減(百分點) | 1.5  | -9.2           | -7.5           | -4.1   | -4.4         | 0.7          | 0.1            | -4.9 |

近5年來，專科醫師專任人數比，公立醫院均呈降低，其中以本署及北、高市立醫院減7.5百分點最多；私立醫院中除其他法人附設醫院及宗教財團法人附設醫院呈增加趨勢外，餘均呈降

醫院專科醫師專任人數比按權屬別分



醫院專任醫師專任人數比按權屬別分



低。

私立醫院醫師專任人數比例，則以財團法人醫院的76.5%最高；其次分別為宗教財團法人附設醫院73.1%，醫學院附設醫院為70.9%，其他法人附設醫院65.9%，私立醫院59.0%最低。

### 三、醫療院所病床數

#### 1.病床數增2.1%，其中一般病床增1.2%；特殊病床增2.2%。

至94年底醫療院所病床數為146,382床，較上年增2.1%；每萬人口病床數為64.3床，較上年增1.8床。

各類病床中，一般病床有95,810床占65.5%，較上年增1.2%；特殊病床33,738床占23.0%，較上年增2.2%；診所觀察床16,834床占11.5%，較上年增7.4%。

#### 2.各類一般病床中以急性一般病床占75.6%最多。

94年底一般病床數共95,810床，其中急性一般病床占75.6%最多；慢性精神病床占13.1%；急性精神病床占6.3%；慢性一般病床占4.7%；癲病病床占0.4%；慢性結核病床占0.1%。

如以年增率計，則以慢性精神病床增7.7%最多；其次為急性精神病床增2.5%。

醫療院所一般病床數

單位：床

| 年 底 別             | 合 計    | 急性一般床  | 急性精神病床 | 慢性一般床 | 慢性精神病床 | 其 他   |
|-------------------|--------|--------|--------|-------|--------|-------|
| 94年               | 95,810 | 72,411 | 6,012  | 4,415 | 12,544 | 428   |
| 93年               | 94,659 | 72,300 | 5,868  | 4,419 | 11,644 | 428   |
| 89年               | 89,756 | 69,124 | 5,011  | 5,343 | 9,749  | 529   |
| 84年               | 83,856 | 64,322 | 2,606  | 5,075 | 10,695 | 1,158 |
| 94 vs 93年<br>增減 % | 1.2    | 0.2    | 2.5    | -0.1  | 7.7    | -     |
| 94 vs 89年<br>增減 % | 6.7    | 4.8    | 20.0   | -17.4 | 28.7   | -19.1 |
| 94 vs 84年<br>增減 % | 14.3   | 12.6   | 130.7  | -13.0 | 17.3   | -63.0 |

醫療院所每萬人口一般病床數

單位：床

| 年 底 別             | 合 計   | 急性一般床 | 急性精神病床 | 慢性一般床 | 慢性精神病床 | 其 他   |
|-------------------|-------|-------|--------|-------|--------|-------|
| 94年               | 42.08 | 31.80 | 2.64   | 1.94  | 5.51   | 0.19  |
| 93年               | 41.72 | 31.87 | 2.59   | 1.95  | 5.13   | 0.19  |
| 89年               | 40.29 | 31.03 | 2.25   | 2.40  | 4.38   | 0.24  |
| 84年               | 39.26 | 30.12 | 1.22   | 2.38  | 5.01   | 0.54  |
| 94 vs 93年<br>增減 % | 0.9   | -0.2  | 2.1    | -0.4  | 7.3    | -0.4  |
| 94 vs 89年<br>增減 % | 4.4   | 2.5   | 17.4   | -19.2 | 25.9   | -20.8 |
| 94 vs 84年<br>增減 % | 7.2   | 5.6   | 116.4  | -18.4 | 10.0   | -65.3 |

### 3.各類特殊病床中以洗腎治療床占22.0%最多。

特殊病床中，以洗腎治療床占22.0%與加護病床占20.7%最多；其次為呼吸照護病床占18.4%，觀察病床占12.6%，嬰兒床12.3%，嬰兒病床占5.3%，手術恢復床占3.7%，其他床占2.5%，燒傷病床占1.1%，安寧療護病床占1.0%，急性結核病床占0.4%。

如以年增率計，則以急性結核病床增62.2%最大，安寧療護病床增24.3%次之。

醫療院所每萬人口特殊病床數

單位：床

| 年 底 別             | 合 計   | 加 護 病 床 | 燒 傷 病 床 | 急 診 察 觀 床 | 洗 腎 療 治 床 | 其 他   |
|-------------------|-------|---------|---------|-----------|-----------|-------|
| 94 年              | 14.82 | 3.07    | 0.16    | 1.86      | 3.26      | 6.47  |
| 93 年              | 14.55 | 3.07    | 0.16    | 1.83      | 3.19      | 6.30  |
| 89 年              | 10.96 | 2.55    | 0.17    | 1.64      | 2.59      | 4.01  |
| 84 年              | 8.23  | 1.81    | 0.11    | 1.35      | 1.76      | 3.19  |
| 94 vs 93 年<br>增減% | 1.8   | 0.2     | -3.0    | 1.7       | 2.2       | 2.6   |
| 94 vs 89 年<br>增減% | 35.1  | 20.6    | -7.3    | 13.4      | 25.8      | 61.1  |
| 94 vs 84 年<br>增減% | 80.1  | 69.6    | 38.8    | 37.9      | 84.7      | 102.8 |

### 4.每萬人口病床數，以嘉義市之135.7床最多；臺北縣32.7床最少。

94年底醫療院所每萬人口病床數達64.3床，其中每萬人口病床數在百床以上者計有嘉義市135.7床，花蓮縣133.3床；每萬人口病床數在70床以上者，依序分別為臺中市、宜蘭縣、臺北市、高雄市、桃園縣、臺南市；每萬人口病床數在50床以下者，有臺北縣、雲林縣、連江縣、新竹縣及金門縣。

### 5.10年來，每萬人口病床數增加近2成。

94年底每萬人口病床數為64.3床，較84年底之52.8床增加21.8%；其中醫院每萬人口一般病床增7.1%。

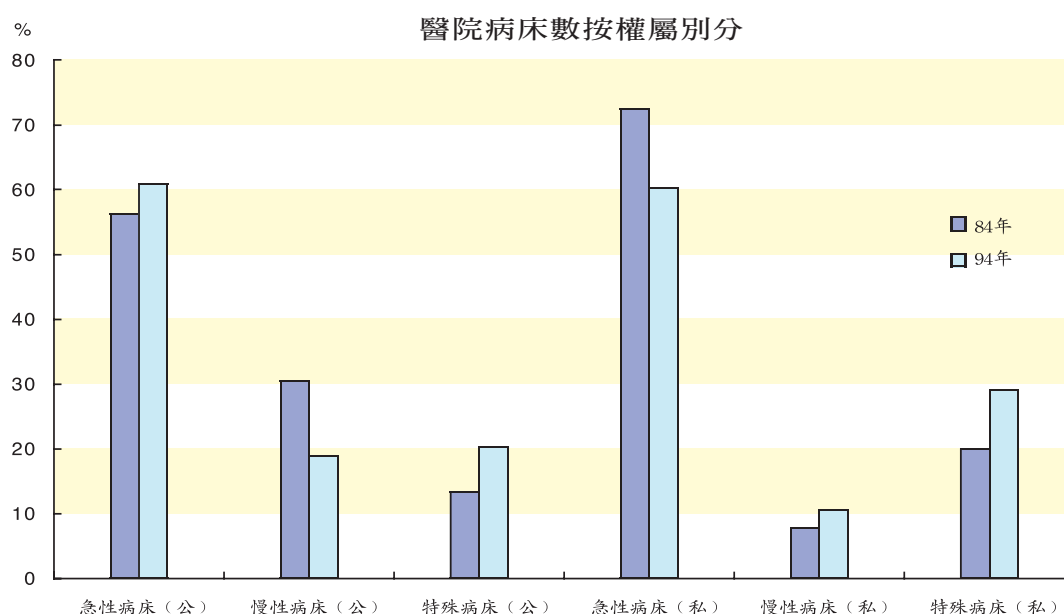
10年來，醫院各類每萬人口病床數，成長率在1倍以上者，只有急性精神病床增1.1倍。而加護病床與燒傷床分別成長6成9與4成4，至於診所各類病床，則以洗腎治療床每萬人口增加最為明顯。

### 6.公立醫院病床10年來占率減少5.2個百分點。

94年底醫院病床依權屬別分，公立醫院占34.2%，較84年減少5.2個百分點。主要係公立醫院慢性病床減少所致。

10年來，私立醫院特殊病床與慢性一般病床分別成長1倍與9成；而公立醫院特殊病床僅增加6成8，慢性一般病床則減少3成。





## 四、醫院醫療服務量

### 1.一般病床住院人日10年來增加13%。

94年醫院一般病床住院人日達24,180,939人日，較上年減少1.6%；特殊病床為4,441,658人日，較上年增加6.8%。

94年醫院一般病床住院人日數較84年增加13.3%，更較89年增加15.3%。

### 2.近10年來一般病床住院人次增加24%。

94年醫院一般病床住院人次達2,550,661人次，較上年減少1.9%；特殊病床為416,308人次，較上年增加2.2%。

94年醫院一般病床住院人次較84年增加23.7%，較89年增加5.4%，與10年前相較，住院人次增幅大於住院人日；但與5年前相較，則住院人日增幅較住院人次為大。

醫院一般病床服務量統計

| 年 底 別            | 住院人日<br>(人日) | 住院人次<br>(人次) | 占床率<br>(%) | 平均住院日數<br>(日) |
|------------------|--------------|--------------|------------|---------------|
| 94年              | 24,180,939   | 2,550,661    | 69.15      | 9.48          |
| 93年              | 24,575,940   | 2,600,700    | 71.13      | 9.45          |
| 89年              | 20,971,530   | 2,420,577    | 64.01      | 8.66          |
| 84年              | 21,340,928   | 2,062,273    | 69.72      | 10.35         |
| 94 vs 93年<br>增減% | -1.6         | -1.9         | -2.8       | 0.3           |
| 94 vs 89年<br>增減% | 15.3         | 5.4          | 8.0        | 9.4           |
| 94 vs 84年<br>增減% | 13.3         | 23.7         | -0.8       | -8.4          |

### 3. 占床率與平均住院日數較10年前減少。

94年醫院一般病床占床率為69.2%，較上年減少2.8%；較89年增加8.0%；惟較84年減少0.8%。

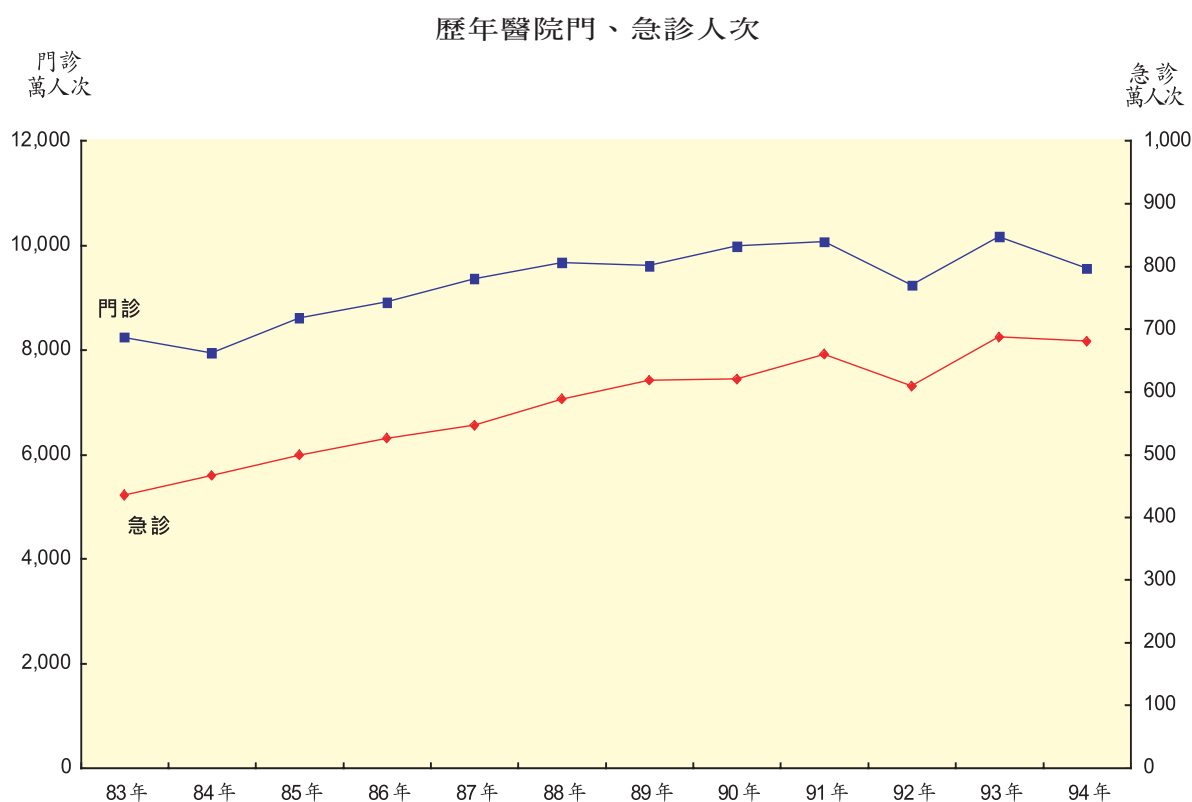
94年醫院一般病床平均住院日數為9.5日，較上年增0.3%；亦較89年增9.4%；惟較84年減少8.4%。

醫院一般病床占床率與平均住院日數變動趨勢一致，主要與一般病床數成長幅度有關。

### 4. 公、私立醫院門診人次均較上年減少6%。

94年醫院門診人次達95,577,813人次，較上年減少6.0%。其中公立醫院占27.5%，較上年減少6.1%；私立醫院占72.5%，較上年減少6.0%。

如與84年相較，門診人次增幅達20.4%；與89年相較，則減少0.5%。



### 5. 公、私立醫院急診人次均較上年微減1%。

94年醫院急診人次為6,802,831人次，較上年減少1.0%，其中公立醫院占27.3%，較上年減少1.2%；私立醫院占72.7%，較上年減少0.9%。

如與84年相較，急診人次增幅達45.9%，為同期門診人次增幅的2倍以上。

醫院服務量統計

單位：千人次

| 年 底 別            | 門診人次    | 急診人次  | 手術人次 |      | 接生人次  | 剖腹產率<br>(%) | 洗腎人次  |
|------------------|---------|-------|------|------|-------|-------------|-------|
|                  |         |       | 門診   | 住院   |       |             |       |
| 94年              | 95,578  | 6,803 | 703  | 937  | 138   | 32.43       | 4,236 |
| 93年              | 101,687 | 6,870 | 757  | 950  | 143   | 32.74       | 4,125 |
| 89年              | 96,074  | 6,184 | 708  | 933  | 194   | 34.47       | 3,234 |
| 84年              | 79,404  | 4,664 | 500  | 785  | 207   | 33.68       | 2,030 |
| 94 vs 93年<br>增減% | -6.0    | -1.0  | -7.2 | -1.3 | -3.6  | -0.3        | 2.7   |
| 94 vs 89年<br>增減% | -0.5    | 10.0  | -0.7 | 0.4  | -28.8 | -2.0        | 31.0  |
| 94 vs 84年<br>增減% | 20.4    | 45.9  | 40.6 | 19.5 | -33.2 | -1.3        | 108.7 |

#### 6.10年來，門診手術人次增幅大於住院手術人次。

94年醫院手術人次共1,640,089人次，其中門診手術占42.8%；住院手術占57.2%。手術人次較上年減少4.0%，其中公立醫院占26.3%，較上年減少3.0%；私立醫院占73.7%，較上年減少4.9%。

94年醫院手術人次較84年增加27.7%，其中門診手術人次增加40.6%，較住院手術人次增加19.5%為大。

#### 7.剖腹產率持續下降。

94年醫院接生人次共138,085人次，較上年減少3.6%，主要係近年來，出生率持續降低所致；接生人次中剖腹產人次為44,785人次，剖腹產率為32.4%；較上年減少0.3百分點。

94年接生人次如與84年相較減少33.2%；如與89年相較亦減少28.8%，與近10年來出生率持續降低有關。

94年剖腹產率雖較84年減少1.3%；但仍較89年減少2.0%。

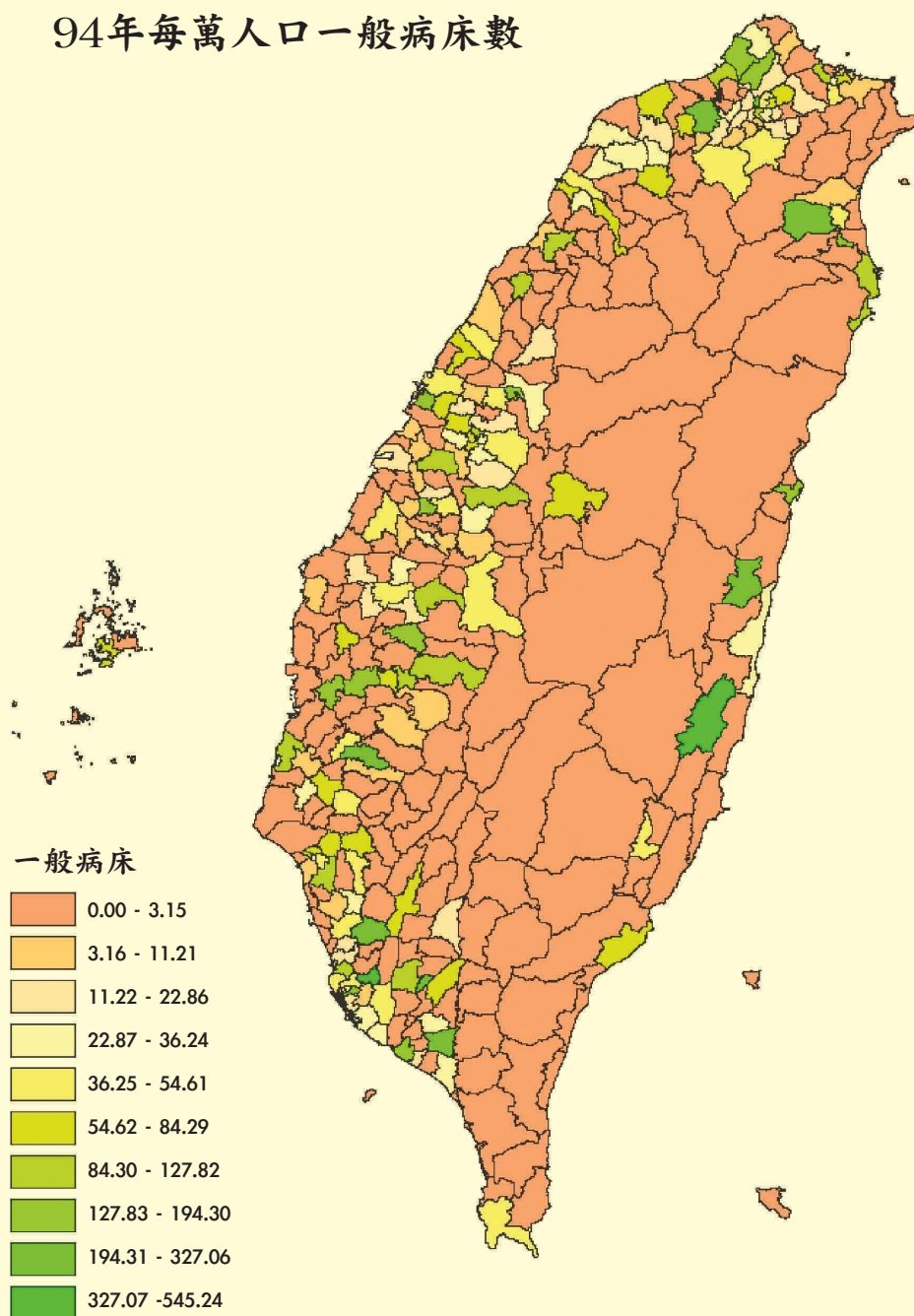
#### 8.透析（洗腎）人次持續穩定成長。

民國94年醫院透析人次達4,236,378人次，較上年增加2.7%。其中公立醫院透析人次占18.0%，較上年增加1.3%；私立醫院占82.0%，較上年增加3.0%。

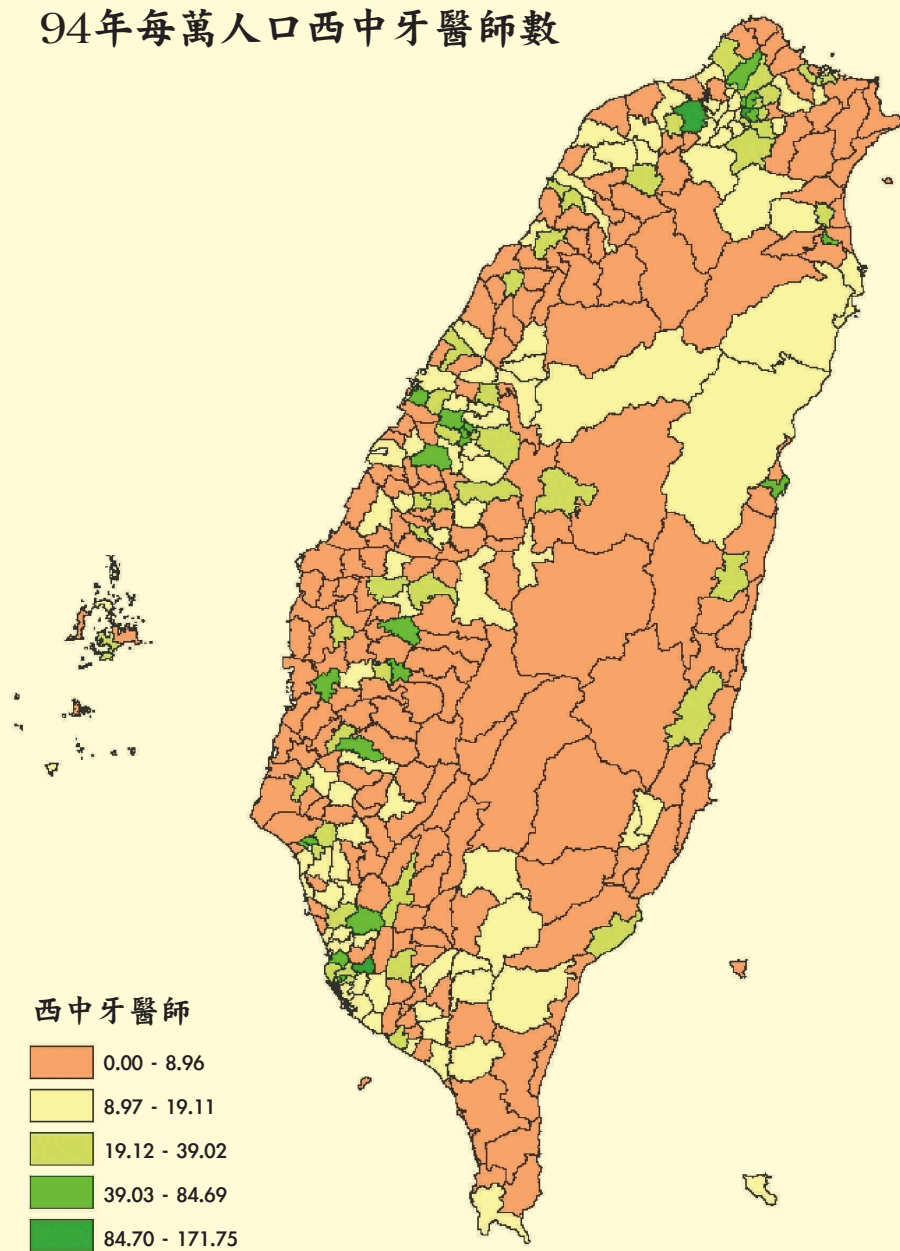
如與84年相較，洗腎人次增加1.1倍，增加迅速。



## 94年每萬人口一般病床數



### 94年每萬人口西中牙醫師數



## 各縣市醫療院所增減率

| 94年 vs 84年 |        |        |       |      |      |       | 單位家：%  |        |       |
|------------|--------|--------|-------|------|------|-------|--------|--------|-------|
|            | 合 計    |        |       | 醫 院  |      |       | 診 所    |        |       |
|            | 84年底   | 94年底   | 增減率   | 84年底 | 94年底 | 增減率   | 84年底   | 94年底   | 增減率   |
| 合 計        | 16,109 | 19,433 | 20.6  | 787  | 556  | -29.4 | 15,322 | 18,877 | 23.2  |
| 臺北市        | 2,720  | 2,835  | 4.2   | 65   | 41   | -36.9 | 2,655  | 2,794  | 5.2   |
| 高雄市        | 1,340  | 1,664  | 24.2  | 85   | 65   | -23.5 | 1,255  | 1,599  | 27.4  |
| 臺北縣        | 2,052  | 2,716  | 32.4  | 100  | 65   | -35.0 | 1,952  | 2,651  | 35.8  |
| 宜蘭縣        | 270    | 303    | 12.2  | 15   | 11   | -26.7 | 255    | 292    | 14.5  |
| 桃園縣        | 988    | 1,322  | 33.8  | 40   | 36   | -10.0 | 948    | 1,286  | 35.7  |
| 新竹縣        | 244    | 303    | 24.2  | 13   | 10   | -23.1 | 231    | 293    | 26.8  |
| 苗栗縣        | 326    | 361    | 10.7  | 25   | 16   | -36.0 | 301    | 345    | 14.6  |
| 臺中縣        | 1,093  | 1,320  | 20.8  | 44   | 36   | -18.2 | 1,049  | 1,284  | 22.4  |
| 彰化縣        | 789    | 988    | 25.2  | 58   | 37   | -36.2 | 731    | 951    | 30.1  |
| 南投縣        | 353    | 412    | 16.7  | 19   | 11   | -42.1 | 334    | 401    | 20.1  |
| 雲林縣        | 453    | 505    | 11.5  | 25   | 19   | -24.0 | 428    | 486    | 13.6  |
| 嘉義縣        | 221    | 254    | 14.9  | 7    | 6    | -14.3 | 214    | 248    | 15.9  |
| 臺南縣        | 636    | 754    | 18.6  | 37   | 29   | -21.6 | 599    | 725    | 21.0  |
| 高雄縣        | 697    | 928    | 33.1  | 54   | 39   | -27.8 | 643    | 889    | 38.3  |
| 屏東縣        | 562    | 630    | 12.1  | 45   | 33   | -26.7 | 517    | 597    | 15.5  |
| 臺東縣        | 116    | 153    | 31.9  | 11   | 7    | -36.4 | 105    | 146    | 39.0  |
| 花蓮縣        | 233    | 276    | 18.5  | 12   | 10   | -16.7 | 221    | 266    | 20.4  |
| 澎湖縣        | 52     | 83     | 59.6  | 5    | 3    | -40.0 | 47     | 80     | 70.2  |
| 基隆市        | 280    | 286    | 2.1   | 13   | 8    | -38.5 | 267    | 278    | 4.1   |
| 新竹市        | 288    | 379    | 31.6  | 15   | 8    | -46.7 | 273    | 371    | 35.9  |
| 臺中市        | 1,303  | 1,668  | 28.0  | 42   | 32   | -23.8 | 1,261  | 1,636  | 29.7  |
| 嘉義市        | 353    | 382    | 8.2   | 18   | 12   | -33.3 | 335    | 370    | 10.4  |
| 臺南市        | 727    | 875    | 20.4  | 36   | 20   | -44.4 | 691    | 855    | 23.7  |
| 金門縣        | 8      | 30     | 275.0 | 2    | 1    | -50.0 | 6      | 29     | 383.3 |
| 連江縣        | 5      | 6      | 20.0  | 1    | 1    | -     | 4      | 5      | 25.0  |

附註：93年台北市9家市立醫院及1家市立性病防治所於94年合併改制為台北市立聯合醫院1家。

# 貳、統計表

## Statistical Table

### 一、醫事機構概況

#### I. Medical Care Institution

表 1 歷 年 醫 療 院 所 家 數 — 按 權 屬 別 分

單位：家、%

| 年別<br>Year |      | 醫院家數<br>Number of<br>Hospitals | 公 立 醫 院  |  |   |  |  |  |                            |
|------------|------|--------------------------------|--|--|---|--|--|--|----------------------------|
|            |      |                                | 行政院衛生署所屬<br>Hospitals<br>Subordinate<br>to DOH | 臺北市立<br>醫院<br>Taipei<br>Municipal<br>Hospitals | 高雄市立<br>醫院<br>Kaohsiung<br>Municipal<br>Hospitals | 縣市立醫院<br>County &<br>City<br>Hospitals | 公立醫學<br>院校附設<br>醫院<br>Hospitals<br>Affiliated<br>with Public<br>Medical<br>Schools | 軍方醫院-<br>民眾診療<br>Civilian<br>Clinics of<br>Military<br>Hospitals | 榮民醫院<br>Hosps. of<br>VACRS |
|            |      | 家 數                            |  |  |   |  |  |  |                            |
| 80年        | 1991 | 821                            | 32   | 9  | 5   | 9                                      | 3  | 19   | 14                         |
| 81年        | 1992 | 822                            | 32   | 9  | 5   | 9                                      | 3  | 19   | 14                         |
| 82年        | 1993 | 810                            | 32   | 8  | 5   | 11                                     | 3  | 20   | 14                         |
| 83年        | 1994 | 828                            | 33   | 8  | 5   | 11                                     | 3  | 20   | 15                         |
| 84年        | 1995 | 787                            | 32   | 8  | 5   | 11                                     | 3  | 20   | 15                         |
| 85年        | 1996 | 773                            | 32   | 8  | 5   | 11                                     | 3  | 20   | 15                         |
| 86年        | 1997 | 750                            | 33   | 8  | 5   | 11                                     | 3  | 20   | 15                         |
| 87年        | 1998 | 719                            | 34   | 8  | 5   | 10                                     | 3  | 20   | 15                         |
| 88年        | 1999 | 700                            | 35   | 8  | 5   | 10                                     | 3  | 20   | 15                         |
| 89年        | 2000 | 669                            | 35   | 8  | 4   | 8                                      | 3  | 20   | 15                         |
| 90年        | 2001 | 637                            | 35   | 8  | 4   | 6                                      | 3  | 20   | 15                         |
| 91年        | 2002 | 610                            | 34   | 8  | 4   | 6                                      | 3  | 20   | 15                         |
| 92年        | 2003 | 594                            | 35   | 8  | 3   | 6                                      | 3  | 20   | 15                         |
| 93年        | 2004 | 590                            | 34   | 8  | 3   | 5                                      | 4  | 17   | 15                         |
| 94年        | 2005 | 556                            | 35   | 1  | 3   | 4                                      | 5  | 14   | 15                         |
|            |      | 年 增 率 (%)                      |  |  |   |  |  |  |                            |
| 81年        | 1992 | 0.12                           | -  | -  | -   | -                                      | -  | -  | -                          |
| 82年        | 1993 | -1.46                          | -  | -11.11   | -   | 22.22                                  | -  | 5.26   | -                          |
| 83年        | 1994 | 2.22                           | 3.13   | -  | -   | -                                      | -  | -  | 7.14                       |
| 84年        | 1995 | -4.95                          | -3.03  | -  | -   | -                                      | -  | -  | -                          |
| 85年        | 1996 | -1.78                          | -  | -  | -   | -                                      | -  | -  | -                          |
| 86年        | 1997 | -2.98                          | 3.13   | -  | -   | -                                      | -  | -  | -                          |
| 87年        | 1998 | -4.13                          | 3.03   | -  | -   | -9.09                                  | -  | -  | -                          |
| 88年        | 1999 | -2.64                          | 2.94   | -  | -   | -                                      | -  | -  | -                          |
| 89年        | 2000 | -4.43                          | -  | -  | -20.00  | -20.00                                 | -  | -  | -                          |
| 90年        | 2001 | -4.78                          | -  | -  | -   | -25.00                                 | -  | -  | -                          |
| 91年        | 2002 | -4.24                          | -2.86  | -  | -   | -                                      | -  | -  | -                          |
| 92年        | 2003 | -2.62                          | 2.94   | -  | -25.00  | -                                      | -  | -  | -                          |
| 93年        | 2004 | -0.67                          | -2.86  | -  | -   | -16.67                                 | 33.33  | -15.00   | -                          |
| 94年        | 2005 | -5.76                          | 2.94   | -87.50   | -   | -20.00                                 | 25.00  | -17.65   | -                          |



**Table 1 Number of Hospitals and Clinics by Ownership, 1991-2005**

| Public Hospitals   |   | 私立醫院 Private Hospitals                        |  |   |   |                           |  | 診所 Clinics  |                           |                            |
|--|---|---|--|---|---|---------------------------|--|-------------|---------------------------|----------------------------|
| 機關(構)附設醫院<br>Hospitals<br>Affiliated with<br>Enterprises | 公立中醫醫院<br>Public<br>Chinese<br>Med.<br>Hosps. | 財團法人醫院<br>Non-Profit<br>Proprietary<br>Hosps. | 宗教財團法人附設醫院<br>Hosps.<br>Affiliated<br>with<br>Religious<br>Non-Profit<br>Proprietary | 醫學院校附設醫院<br>Hosps.<br>Affiliated<br>with<br>Medical<br>School | 其他法人附設醫院<br>Hosps.<br>Affiliated<br>with Other<br>Non-Profit<br>Proprietary | 私立醫院<br>Private<br>Hosps. | 私立中醫醫院<br>Private<br>Chinese<br>Med.<br>Hosps. | 合計<br>Total | 公立診所<br>Public<br>Clinics | 私立診所<br>Private<br>Clinics |
| Unit: No. of Hospitals、%                                 |   |   |  |   |   |                           |  |             |                           |                            |
| No. of Hospitals   |   |   |  |   |   |                           |  |             |                           |                            |
| 2  | 1   | 22  | 19   | 6   | 19  | 570                       | 91   | 12,840      | 480                       | 12,360                     |
| 2  | 1   | 24  | 19   | 6   | 18  | 565                       | 96   | 13,646      | 479                       | 13,167                     |
| -  | 1   | 24  | 19   | 6   | 17  | 550                       | 100  | 14,252      | 485                       | 13,767                     |
| 2  | 1   | 25  | 20   | 6   | 16  | 555                       | 108  | 14,924      | 482                       | 14,442                     |
| -  | 1   | 28  | 18   | 6   | 16  | 526                       | 98   | 15,322      | 497                       | 14,825                     |
| -  | 1   | 32  | 15   | 7   | 17  | 519                       | 88   | 15,872      | 497                       | 15,375                     |
| -  | 2   | 35  | 16   | 7   | 16  | 498                       | 81   | 16,648      | 506                       | 16,142                     |
| -  | 2   | 41  | 14   | 7   | 15  | 475                       | 70   | 17,012      | 497                       | 16,515                     |
| -  | 2   | 46  | 11   | 8   | 14  | 459                       | 64   | 17,070      | 481                       | 16,589                     |
| 1  | 2   | 47  | 12   | 8   | 13  | 443                       | 50   | 17,413      | 483                       | 16,930                     |
| 1  | 2   | 48  | 11   | 9   | 14  | 419                       | 42   | 17,628      | 492                       | 17,136                     |
| 1  | 2   | 50  | 11   | 9   | 14  | 399                       | 34   | 17,618      | 477                       | 17,141                     |
| 1  | 2   | 50  | 11   | 9   | 14  | 383                       | 34   | 18,183      | 480                       | 17,703                     |
| 2  | 2   | 52  | 11   | 9   | 14  | 382                       | 32   | 18,650      | 481                       | 18,169                     |
| 2  | 1   | 55  | 11   | 9   | 13  | 364                       | 24   | 18,877      | 473                       | 18,404                     |
| Annual Rate of Increase (%)                              |   |   |  |   |   |                           |  |             |                           |                            |
| -  | -   | 9.09  | -  | -   | -5.26   | -0.88                     | 5.49   | 6.28        | -0.21                     | 6.53                       |
| ...  | -   | -   | -  | -   | -5.56   | -2.65                     | 4.17   | 4.44        | 1.25                      | 4.56                       |
| ...  | -   | 4.17  | 5.26   | -   | -5.88   | 0.91                      | 8.00   | 4.72        | -0.62                     | 4.90                       |
| ...  | -   | 12.00   | -10.00   | -   | -   | -5.23                     | -9.26  | 2.67        | 3.11                      | 2.65                       |
| ...  | -   | 14.29   | -16.67   | 16.67   | 6.25  | -1.33                     | -10.20   | 3.59        | -                         | 3.71                       |
| ...  | 100.00  | 9.38  | 6.67   | -   | -5.88   | -4.05                     | -7.95  | 4.89        | 1.81                      | 4.99                       |
| ...  | -   | 17.14   | -12.50   | -   | -6.25   | -4.62                     | -13.58   | 2.19        | -1.78                     | 2.31                       |
| ...  | -   | 12.20   | -21.43   | 14.29   | -6.67   | -3.37                     | -8.57  | 0.34        | -3.22                     | 0.45                       |
| ...  | -   | 2.17  | 9.09   | -   | -7.14   | -3.49                     | -21.88   | 2.01        | 0.42                      | 2.06                       |
| -  | -   | 2.13  | -8.33  | 12.50   | 7.69  | -5.42                     | -16.00   | 1.23        | 1.86                      | 1.22                       |
| -  | -   | 4.17  | -  | -   | -   | -4.77                     | -19.05   | -0.06       | -3.05                     | 0.03                       |
| -  | -   | -   | -  | -   | -   | -4.01                     | -  | 3.21        | 0.63                      | 3.28                       |
| 100.00   | -   | 4.00  | -  | -   | -   | -0.26                     | -5.88  | 2.57        | 0.21                      | 2.63                       |
| -  | -50.00  | 5.77  | -  | -   | -7.14   | -4.71                     | -25.00   | 1.22        | -1.66                     | 1.29                       |

表 2 醫療院所家數—按縣市別及權屬別分

民國九十四年底

單位：家

| 縣市別<br>Locality      | 醫院家數<br>Number of<br>Hospitals | 公 立 醫 院  |  |   |  |  |  |                            |
|----------------------|--------------------------------|--|--|---|--|--|--|----------------------------|
|                      |                                | 行政院衛生署所屬<br>Hospitals<br>Subordinate<br>to DOH | 臺北市立<br>醫院<br>Taipei<br>Municipal<br>Hospitals | 高雄市立<br>醫院<br>Kaohsiung<br>Municipal<br>Hospitals | 縣市立醫<br>院<br>County &<br>City<br>Hospitals | 公立醫學<br>院校附設<br>醫院<br>Hospitals<br>Affiliated<br>with Public<br>Medical<br>Schools | 軍方醫院-<br>民眾診療<br>Clinics of<br>Military<br>Hospitals | 榮民醫院<br>Hosps. of<br>VACRS |
| <b>總 計 Total</b>     | <b>556</b>                     | <b>35</b>                                      | <b>1</b>                                       | <b>3</b>  | <b>4</b>                                   | <b>5</b>   | <b>14</b>  | <b>15</b>                  |
| 臺北市 Taipei City      | 41                             | 1  | 1  | -   | -  | 2  | 3  | 1                          |
| 高雄市 Kaohsiung City   | 65                             | -  | -  | 3   | -  | -  | 2  | 1                          |
| 臺北縣 Taipei County    | 65                             | 3  | -  | -   | 1  | -  | -  | -                          |
| 宜蘭縣 Ilan County      | 11                             | 1  | -  | -   | -  | -  | -  | 2                          |
| 桃園縣 Taoyuan County   | 36                             | 3  | -  | -   | -  | -  | 1  | 1                          |
| 新竹縣 Hsinchu County   | 10                             | 1  | -  | -   | -  | -  | -  | 1                          |
| 苗栗縣 Miaoli County    | 16                             | 1  | -  | -   | -  | -  | -  | -                          |
| 臺中縣 Taichung County  | 36                             | 1  | -  | -   | -  | -  | 1  | -                          |
| 彰化縣 Changhua County  | 37                             | 1  | -  | -   | -  | -  | -  | -                          |
| 南投縣 Nantou County    | 11                             | 2  | -  | -   | -  | -  | -  | 1                          |
| 雲林縣 Yunlin County    | 19                             | -  | -  | -   | -  | 2  | -  | -                          |
| 嘉義縣 Chiayi County    | 6                              | 1  | -  | -   | -  | -  | -  | 1                          |
| 臺南縣 Tainan County    | 29                             | 5  | -  | -   | -  | -  | -  | 1                          |
| 高雄縣 Kaohsiung County | 39                             | 1  | -  | -   | -  | -  | 1  | -                          |
| 屏東縣 Pingtung County  | 33                             | 2  | -  | -   | -  | -  | 1  | 1                          |
| 臺東縣 Taitung County   | 7                              | 2  | -  | -   | -  | -  | -  | 1                          |
| 花蓮縣 Hualien County   | 10                             | 3  | -  | -   | -  | -  | 1  | 2                          |
| 澎湖縣 Penghu County    | 3                              | 1  | -  | -   | -  | -  | 1  | -                          |
| 基隆市 Keelung City     | 8                              | 1  | -  | -   | 1  | -  | 1  | -                          |
| 新竹市 Hsinchu City     | 8                              | 1  | -  | -   | -  | -  | 1  | -                          |
| 臺中市 Taichung City    | 32                             | 1  | -  | -   | -  | -  | 1  | 1                          |
| 嘉義市 Chiayi City      | 12                             | 1  | -  | -   | -  | -  | -  | 1                          |
| 臺南市 Tainan City      | 20                             | 1  | -  | -   | 1  | 1  | -  | -                          |
| 金門縣 Kinmen County    | 1                              | 1  | -  | -   | -  | -  | -  | -                          |
| 連江縣 Lienkiang County | 1                              | -  | -  | -   | 1  | -  | -  | -                          |

**Table 2 Number of Hospitals and Clinics by Locality and Ownership, 2005**

Unit: No. of Hospitals

| Public Hospitals   |   | 私立醫院 Private Hospitals                        |  |   |   |                           |  | 診所 Clinics  |                           |                            |
|--|---|---|--|---|---|---------------------------|--|-------------|---------------------------|----------------------------|
| 機關(構)附設醫院<br>Hospitals<br>Affiliated with<br>Enterprises | 公立中醫醫院<br>Public<br>Chinese<br>Med.<br>Hosps. | 財團法人醫院<br>Non-Profit<br>Proprietary<br>Hosps. | 宗教財團法人附設醫院<br>Hosps.<br>Affiliated<br>with<br>Religious<br>Non-Profit<br>Proprietary | 醫學院校附設醫院<br>Hosps.<br>Affiliated<br>with<br>Medical<br>School | 其他法人附設醫院<br>Hosps.<br>Affiliated<br>with Other<br>Non-Profit<br>Proprietary | 私立醫院<br>Private<br>Hosps. | 私立中醫醫院<br>Private<br>Chinese<br>Med.<br>Hosps. | 合計<br>Total | 公立診所<br>Public<br>Clinics | 私立診所<br>Private<br>Clinics |
| 2  | 1   | 55  | 11   | 9   | 13  | 364                       | 24   | 18,877      | 473                       | 18,404                     |
| 1  | -   | 11  | -  | 2   | 2   | 13                        | 4  | 2,794       | 30                        | 2,764                      |
| -  | 1   | 1   | 2  | 1   | -   | 51                        | 3  | 1,599       | 25                        | 1,574                      |
| -  | -   | 6   | 2  | -   | 1   | 50                        | 2  | 2,651       | 38                        | 2,613                      |
| -  | -   | 3   | 1  | -   | 1   | 2                         | 1  | 292         | 15                        | 277                        |
| -  | -   | 4   | 1  | -   | -   | 24                        | 2  | 1,286       | 17                        | 1,269                      |
| -  | -   | 1   | -  | -   | -   | 6                         | 1  | 293         | 14                        | 279                        |
| -  | -   | 1   | -  | -   | 1   | 12                        | 1  | 345         | 21                        | 324                        |
| -  | -   | 1   | -  | -   | 1   | 30                        | 2  | 1,284       | 27                        | 1,257                      |
| -  | -   | 2   | -  | -   | -   | 34                        | -  | 951         | 31                        | 920                        |
| -  | -   | 1   | -  | -   | -   | 7                         | -  | 401         | 14                        | 387                        |
| -  | -   | 1   | 1  | 1   | 1   | 13                        | -  | 486         | 26                        | 460                        |
| -  | -   | 1   | 1  | -   | -   | 2                         | -  | 248         | 20                        | 228                        |
| -  | -   | 2   | 1  | -   | 1   | 19                        | -  | 725         | 35                        | 690                        |
| -  | -   | 3   | -  | -   | 1   | 31                        | 2  | 889         | 32                        | 857                        |
| -  | -   | 3   | -  | 1   | -   | 23                        | 2  | 597         | 35                        | 562                        |
| -  | -   | 3   | 1  | -   | -   | -                         | -  | 146         | 19                        | 127                        |
| -  | -   | 3   | -  | -   | -   | -                         | 1  | 266         | 15                        | 251                        |
| -  | -   | -   | 1  | -   | -   | -                         | -  | 80          | 9                         | 71                         |
| -  | -   | 1   | -  | -   | 1   | 3                         | -  | 278         | 10                        | 268                        |
| -  | -   | 2   | -  | -   | 1   | 3                         | -  | 371         | 6                         | 365                        |
| 1  | -   | 1   | -  | 4   | 2   | 20                        | 1  | 1,636       | 12                        | 1,624                      |
| -  | -   | 2   | -  | -   | -   | 8                         | -  | 370         | 3                         | 367                        |
| -  | -   | 2   | -  | -   | -   | 13                        | 2  | 855         | 10                        | 845                        |
| -  | -   | -   | -  | -   | -   | -                         | -  | 29          | 4                         | 25                         |
| -  | -   | -   | -  | -   | -   | -                         | -  | 5           | 5                         | -                          |

表 3 歷 年 醫 療 院 所 病 床 數

單位：床、%

| 年別<br>Year |      | 院所病床數<br>Number of<br>Beds in<br>Hospitals and<br>Clinics | 醫 院          |                        |                               |                        |
|------------|------|---|--------------|------------------------|-------------------------------|------------------------|
|            |      |   | 一 般 病 床      |                        |                               |                        |
|            |      |   | 合 計<br>Total | 急 性 病 床 Acute Beds     |                               | 慢 性 病 床                |
|            |      |   |              | 急性一般病床<br>General Beds | 急性精神病床<br>Psychiatric<br>Beds | 慢性一般病床<br>General Beds |
|            |      | 病 床 數   |              |                        |                               |                        |
| 80年        | 1991 | 92,785  | 74,790       | 57,058                 | ...                           | 5,574                  |
| 81年        | 1992 | 96,084  | 77,589       | 58,890                 | ...                           | 5,806                  |
| 82年        | 1993 | 100,570   | 77,861       | 59,447                 | 1,820                         | 4,450                  |
| 83年        | 1994 | 103,733   | 79,245       | 61,284                 | 1,949                         | 3,865                  |
| 84年        | 1995 | 112,379   | 83,856       | 64,322                 | 2,606                         | 5,075                  |
| 85年        | 1996 | 114,923   | 84,802       | 65,891                 | 3,419                         | 4,691                  |
| 86年        | 1997 | 121,483   | 86,582       | 66,226                 | 3,760                         | 5,183                  |
| 87年        | 1998 | 124,564   | 89,253       | 67,944                 | 3,940                         | 5,027                  |
| 88年        | 1999 | 122,937   | 87,526       | 68,123                 | 4,641                         | 5,028                  |
| 89年        | 2000 | 126,476   | 89,756       | 69,124                 | 5,011                         | 5,343                  |
| 90年        | 2001 | 127,676   | 88,236       | 67,818                 | 5,097                         | 4,861                  |
| 91年        | 2002 | 133,398   | 90,948       | 69,572                 | 5,330                         | 4,939                  |
| 92年        | 2003 | 136,331   | 90,902       | 69,545                 | 5,552                         | 4,320                  |
| 93年        | 2004 | 143,343   | 94,659       | 72,300                 | 5,868                         | 4,419                  |
| 94年        | 2005 | 146,382   | 95,810       | 72,411                 | 6,012                         | 4,415                  |
|            |      | 年 增 率 (%)   |              |                        |                               |                        |
| 81年        | 1992 | 3.56  | 3.74         | 3.21                   | ...                           | 4.16                   |
| 82年        | 1993 | 4.67  | 0.35         | 0.95                   | ...                           | -23.36                 |
| 83年        | 1994 | 3.15  | 1.78         | 3.09                   | 7.09                          | -13.15                 |
| 84年        | 1995 | 8.33  | 5.82         | 4.96                   | 33.71                         | 31.31                  |
| 85年        | 1996 | 2.26  | 1.13         | 2.44                   | 31.20                         | -7.57                  |
| 86年        | 1997 | 5.71  | 2.10         | 0.51                   | 9.97                          | 10.49                  |
| 87年        | 1998 | 2.54  | 3.08         | 2.59                   | 4.79                          | -3.01                  |
| 88年        | 1999 | -1.31   | -1.93        | 0.26                   | 17.79                         | 0.02                   |
| 89年        | 2000 | 2.88  | 2.55         | 1.47                   | 7.97                          | 6.26                   |
| 90年        | 2001 | 0.95  | -1.69        | -1.89                  | 1.72                          | -9.02                  |
| 91年        | 2002 | 4.48  | 3.07         | 2.59                   | 4.57                          | 1.60                   |
| 92年        | 2003 | 2.20  | -0.05        | -0.04                  | 4.17                          | -12.53                 |
| 93年        | 2004 | 5.14  | 4.13         | 3.96                   | 5.69                          | 2.29                   |
| 94年        | 2005 | 2.12  | 1.22         | 0.15                   | 2.45                          | -0.09                  |

**Table 3 Number of Beds in Hospitals and Clinics, 1991-2005**

Unit: No. of Beds、%

| Hospitals                   |                     |                      |                   |                                |                           |                             |
|-----------------------------|---------------------|----------------------|-------------------|--------------------------------|---------------------------|-----------------------------|
| General Beds                |                     |                      | 特殊病床 Special Beds |                                |                           |                             |
| Chronic Beds                |                     |                      | 合 計<br>Total      | 加護病床<br>Intensive<br>Care Beds | 燒傷病床<br>Burn Care<br>Beds | 嬰兒病床<br>Infant Care<br>Beds |
| 慢性精神病床<br>Psychiatric Beds  | 慢性結核病床<br>T.B. Beds | 癩病病床<br>Leprosy Beds |                   |                                |                           |                             |
| No. of Beds                 |                     |                      |                   |                                |                           |                             |
| 11,115                      | 1,043               | ...                  | 11,851            | 2,132                          | 201                       | ...                         |
| 11,928                      | 965                 | ...                  | 12,392            | 2,432                          | 223                       | ...                         |
| 10,443                      | 731                 | 970                  | 14,150            | 2,545                          | 226                       | ...                         |
| 10,546                      | 631                 | 970                  | 15,025            | 2,971                          | 234                       | ...                         |
| 10,695                      | 188                 | 970                  | 17,574            | 3,870                          | 244                       | ...                         |
| 9,665                       | 166                 | 970                  | 19,309            | 4,193                          | 292                       | ...                         |
| 10,235                      | 198                 | 980                  | 21,954            | 4,573                          | 340                       | 1,478                       |
| 11,212                      | 150                 | 980                  | 22,688            | 4,805                          | 392                       | 1,545                       |
| 8,681                       | 83                  | 970                  | 23,134            | 5,294                          | 362                       | 1,797                       |
| 9,749                       | 79                  | 450                  | 24,423            | 5,676                          | 381                       | 1,665                       |
| 9,951                       | 59                  | 450                  | 26,404            | 5,721                          | 377                       | 1,724                       |
| 10,594                      | 63                  | 450                  | 28,899            | 6,138                          | 374                       | 1,777                       |
| 11,048                      | 57                  | 380                  | 30,796            | 6,526                          | 358                       | 1,823                       |
| 11,644                      | 48                  | 380                  | 33,008            | 6,955                          | 371                       | 1,776                       |
| 12,544                      | 48                  | 380                  | 33,738            | 6,996                          | 361                       | 1,773                       |
| Annual Rate of Increase (%) |                     |                      |                   |                                |                           |                             |
| 7.31                        | -7.48               | ...                  | 4.57              | 14.07                          | 10.95                     | ...                         |
| -12.45                      | -24.25              | ...                  | 14.19             | 4.65                           | 1.35                      | ...                         |
| 0.99                        | -13.68              | -                    | 6.18              | 16.74                          | 3.54                      | ...                         |
| 1.41                        | -70.21              | -                    | 16.97             | 30.26                          | 4.27                      | ...                         |
| -9.63                       | -11.70              | -                    | 9.87              | 8.35                           | 19.67                     | ...                         |
| 5.90                        | 19.28               | 1.03                 | 13.70             | 9.06                           | 16.44                     | ...                         |
| 9.55                        | -24.24              | -                    | 3.34              | 5.07                           | 15.29                     | 4.53                        |
| -22.57                      | -44.67              | -1.02                | 1.97              | 10.18                          | -7.65                     | 16.31                       |
| 12.30                       | -4.82               | -53.61               | 5.57              | 7.22                           | 5.25                      | -7.35                       |
| 2.07                        | -25.32              | -                    | 8.11              | 0.79                           | -1.05                     | 3.54                        |
| 6.46                        | 6.78                | -                    | 9.45              | 7.29                           | -0.80                     | 3.07                        |
| 4.29                        | -9.52               | -15.56               | 6.56              | 6.32                           | -4.28                     | 2.59                        |
| 5.39                        | -15.79              | -                    | 7.18              | 6.57                           | 3.63                      | -2.58                       |
| 7.73                        | -                   | -                    | 2.21              | 0.59                           | -2.70                     | -0.17                       |



表 3 歷 年 醫 療 院 所 病 床 數 (續)

單位：床、%

| 年別<br>Year |      | 醫 院                                       |   |                                      |                           |                     |
|------------|------|---|---|--------------------------------------|---------------------------|---------------------|
|            |      | 特 殊 病 床                                   |   |                                      |                           |                     |
|            |      | 急診觀察床<br>Emergency<br>Observation<br>Beds | 安寧療護病床<br>Hospice Palliative<br>Care Beds | 呼吸照護病床<br>Respirational<br>Care Beds | 急性結核病床<br>Acute T.B. Beds | 手術恢復床<br>Ether Beds |
|            |      | 病 床 數                                     |   |                                      |                           |                     |
| 80年        | 1991 | 2,177                                     | ...                                       | ...                                  | ...                       | ...                 |
| 81年        | 1992 | 2,250                                     | ...                                       | ...                                  | ...                       | ...                 |
| 82年        | 1993 | 2,257                                     | ...                                       | ...                                  | ...                       | ...                 |
| 83年        | 1994 | 2,414                                     | ...                                       | ...                                  | ...                       | ...                 |
| 84年        | 1995 | 2,880                                     | ...                                       | ...                                  | ...                       | ...                 |
| 85年        | 1996 | 3,175                                     | ...                                       | ...                                  | ...                       | ...                 |
| 86年        | 1997 | 3,160                                     | ...                                       | ...                                  | ...                       | 321                 |
| 87年        | 1998 | 3,385                                     | ...                                       | ...                                  | ...                       | 631                 |
| 88年        | 1999 | 3,600                                     | ...                                       | ...                                  | ...                       | 1,080               |
| 89年        | 2000 | 3,652                                     | 180                                       | ...                                  | ...                       | 1,163               |
| 90年        | 2001 | 3,659                                     | 267                                       | 1,629                                | ...                       | 1,173               |
| 91年        | 2002 | 3,805                                     | 272                                       | 3,252                                | ...                       | 1,194               |
| 92年        | 2003 | 3,891                                     | 253                                       | 4,393                                | 75                        | 1,211               |
| 93年        | 2004 | 4,148                                     | 284                                       | 5,637                                | 90                        | 1,237               |
| 94年        | 2005 | 4,235                                     | 353                                       | 6,218                                | 146                       | 1,249               |
|            |      | 年 增 率 (%)                                 |   |                                      |                           |                     |
| 81年        | 1992 | 3.35                                      | ...                                       | ...                                  | ...                       | ...                 |
| 82年        | 1993 | 0.31                                      | ...                                       | ...                                  | ...                       | ...                 |
| 83年        | 1994 | 6.96                                      | ...                                       | ...                                  | ...                       | ...                 |
| 84年        | 1995 | 19.30                                     | ...                                       | ...                                  | ...                       | ...                 |
| 85年        | 1996 | 10.24                                     | ...                                       | ...                                  | ...                       | ...                 |
| 86年        | 1997 | -0.47                                     | ...                                       | ...                                  | ...                       | ...                 |
| 87年        | 1998 | 7.12                                      | ...                                       | ...                                  | ...                       | 96.57               |
| 88年        | 1999 | 6.35                                      | ...                                       | ...                                  | ...                       | 71.16               |
| 89年        | 2000 | 1.44                                      | ...                                       | ...                                  | ...                       | 7.69                |
| 90年        | 2001 | 0.19                                      | 48.33                                     | ...                                  | ...                       | 0.86                |
| 91年        | 2002 | 3.99                                      | 1.87                                      | 99.63                                | ...                       | 1.79                |
| 92年        | 2003 | 2.26                                      | -6.99                                     | 35.09                                | ...                       | 1.42                |
| 93年        | 2004 | 6.60                                      | 12.25                                     | 28.32                                | 20.00                     | 2.15                |
| 94年        | 2005 | 2.10                                      | 24.30                                     | 10.31                                | 62.22                     | 0.97                |

**Table 3 Number of Beds in Hospitals and Clinics, 1991-2005 (Cont'd)**

| Unit: No. of Beds 、 %       |                               |             |              |                            |                     |                               |  |
|-----------------------------|-------------------------------|-------------|--------------|----------------------------|---------------------|-------------------------------|--|
| Hospitals                   |                               |             | 診所 Clinics   |                            |                     |                               | 每萬人口病床數<br>Number of Beds<br>in Hospitals and<br>Clinics per<br>10,000<br>Population |
| Special Beds                |                               |             | 合 計<br>Total | 觀察床<br>Observation<br>Beds | 嬰兒床<br>Nursery Beds | 洗腎治療床<br>Hemodialysis<br>Beds |  |
| 嬰兒床<br>Nursery Beds         | 洗腎治療床<br>Hemodialysis<br>Beds | 其他<br>Other |              |                            |                     |                               |  |
| No. of Beds                 |                               |             |              |                            |                     |                               |  |
| 4,584                       | 1,605                         | 1,152       | 6,144        | 6,144                      | ...                 | ...                           | 45.14  |
| 4,547                       | 1,840                         | 1,100       | 6,103        | 6,103                      | ...                 | ...                           | 46.30  |
| 5,000                       | 2,388                         | 1,734       | 8,559        | 7,466                      | 74                  | 1,019                         | 47.90  |
| 5,113                       | 2,817                         | 1,476       | 9,463        | 8,302                      | 116                 | 1,045                         | 48.98  |
| 5,246                       | 3,768                         | 1,566       | 10,949       | 9,512                      | 279                 | 1,158                         | 52.62  |
| 5,568                       | 4,084                         | 1,997       | 10,812       | 9,348                      | 449                 | 1,015                         | 53.39  |
| 5,616                       | 4,483                         | 1,983       | 12,947       | 10,709                     | 1,078               | 1,160                         | 55.87  |
| 5,567                       | 4,601                         | 1,762       | 12,623       | 10,046                     | 1,144               | 1,433                         | 56.80  |
| 5,370                       | 5,127                         | 504         | 12,277       | 9,869                      | 1,107               | 1,301                         | 55.65  |
| 5,319                       | 5,771                         | 616         | 12,297       | 9,589                      | 1,249               | 1,459                         | 56.78  |
| 5,151                       | 6,212                         | 491         | 13,036       | 9,880                      | 1,240               | 1,916                         | 56.98  |
| 4,960                       | 6,601                         | 526         | 13,551       | 9,821                      | 1,230               | 2,500                         | 59.23  |
| 4,736                       | 6,953                         | 577         | 14,633       | 10,051                     | 1,376               | 3,206                         | 60.31  |
| 4,564                       | 7,233                         | 713         | 15,676       | 10,707                     | 1,407               | 3,562                         | 63.18  |
| 4,147                       | 7,420                         | 840         | 16,834       | 10,923                     | 1,566               | 4,345                         | 64.29  |
| Annual Rate of Increase (%) |                               |             |              |                            |                     |                               |  |
| -0.81                       | 14.64                         | -4.51       | -0.67        | -0.67                      | ...                 | ...                           | 2.58   |
| 9.96                        | 29.78                         | 57.64       | 40.24        | 22.33                      | ...                 | ...                           | 3.46   |
| 2.26                        | 17.96                         | -14.88      | 10.56        | 11.20                      | 56.76               | 2.55                          | 2.26   |
| 2.60                        | 33.76                         | 6.10        | 15.70        | 14.57                      | 140.52              | 10.81                         | 7.42   |
| 6.14                        | 8.39                          | 27.52       | -1.25        | -1.72                      | 60.93               | -12.35                        | 1.47   |
| 0.86                        | 9.77                          | -0.70       | 19.75        | 14.56                      | 140.09              | 14.29                         | 4.65   |
| -0.87                       | 2.63                          | -11.14      | -2.50        | -6.19                      | 6.12                | 23.53                         | 1.67   |
| -3.54                       | 11.43                         | -71.40      | -2.74        | -1.76                      | -3.23               | -9.21                         | -2.04  |
| -0.95                       | 12.56                         | 22.22       | 0.16         | -2.84                      | 12.83               | 12.14                         | 2.03   |
| -3.16                       | 7.64                          | -20.29      | 6.01         | 3.03                       | -0.72               | 31.32                         | 0.37   |
| -3.71                       | 6.26                          | 7.13        | 3.95         | -0.60                      | -0.81               | 30.48                         | 3.95   |
| -4.52                       | 5.33                          | 9.70        | 7.98         | 2.34                       | 11.87               | 28.24                         | 1.82   |
| -3.63                       | 4.03                          | 23.57       | 7.13         | 6.53                       | 2.25                | 11.10                         | 4.75   |
| -9.14                       | 2.59                          | 17.81       | 7.39         | 2.02                       | 11.30               | 21.98                         | 1.76   |

表 4 醫療院所病床數—按縣市別分

民國九十四年底

單位：床

| 縣市別<br>Locality        |                               | 院所病床數<br>Number of<br>Beds in<br>Hospitals and<br>Clinics | 醫 院          |                 |       |       |
|------------------------|-------------------------------|---|--------------|-----------------|-------|-------|
|                        |                               |   | 一 般 病 床      |                 |       |       |
|                        |                               |   | 合 計<br>Total | 急性病床 Acute Beds |       | 慢性病床  |
| 急性一般病床<br>General Beds | 急性精神病床<br>Psychiatric<br>Beds | 慢性一般病床<br>General Beds                                    |              |                 |       |       |
| 總 計                    | Total                         | 146,382   | 95,810       | 72,411          | 6,012 | 4,415 |
| 臺北市                    | Taipei City                   | 21,841  | 15,107       | 13,164          | 1,134 | 290   |
| 高雄市                    | Kaohsiung City                | 12,135  | 8,122        | 6,771           | 445   | 364   |
| 臺北縣                    | Taipei County                 | 12,210  | 8,108        | 5,235           | 324   | 299   |
| 宜蘭縣                    | Ilan County                   | 4,055   | 2,797        | 1,804           | 100   | 386   |
| 桃園縣                    | Taoyuan County                | 14,366  | 9,340        | 7,320           | 563   | 434   |
| 新竹縣                    | Hsinchu County                | 2,269   | 1,492        | 992             | 140   | 30    |
| 苗栗縣                    | Miaoli County                 | 3,386   | 2,177        | 1,436           | 246   | 76    |
| 臺中縣                    | Taichung County               | 8,499   | 5,456        | 4,004           | 396   | 181   |
| 彰化縣                    | Changhua County               | 6,682   | 4,150        | 3,357           | 212   | 199   |
| 南投縣                    | Nantou County                 | 3,139   | 2,300        | 1,233           | 243   | 24    |
| 雲林縣                    | Yunlin County                 | 3,065   | 1,837        | 1,477           | 80    | -     |
| 嘉義縣                    | Chiayi County                 | 3,549   | 2,544        | 1,832           | 86    | 272   |
| 臺南縣                    | Tainan County                 | 6,571   | 4,304        | 2,782           | 224   | 472   |
| 高雄縣                    | Kaohsiung County              | 8,081   | 4,897        | 3,587           | 281   | 393   |
| 屏東縣                    | Pingtung County               | 6,049   | 4,070        | 2,926           | 290   | 240   |
| 臺東縣                    | Taitung County                | 1,410   | 809          | 744             | 65    | -     |
| 花蓮縣                    | Hualien County                | 4,631   | 3,584        | 1,563           | 397   | 260   |
| 澎湖縣                    | Penghu County                 | 536   | 343          | 243             | 20    | -     |
| 基隆市                    | Keelung City                  | 2,539   | 1,495        | 1,229           | 78    | 43    |
| 新竹市                    | Hsinchu City                  | 2,364   | 1,374        | 1,238           | 86    | 50    |
| 臺中市                    | Taichung City                 | 9,558   | 6,196        | 5,140           | 285   | 108   |
| 嘉義市                    | Chiayi City                   | 3,686   | 2,119        | 1,567           | 123   | 154   |
| 臺南市                    | Tainan City                   | 5,378   | 2,883        | 2,532           | 172   | 91    |
| 金門縣                    | Kinmen County                 | 339   | 272          | 201             | 22    | 49    |
| 連江縣                    | Lienkiang County              | 44  | 34           | 34              | -     | -     |

**Table 4 Number of Beds in Hospitals and Clinics by Locality, 2005**

Unit: No. of Beds

| Hospitals                  |                     |                      |                      |                                |                           |                             |
|----------------------------|---------------------|----------------------|----------------------|--------------------------------|---------------------------|-----------------------------|
| General Beds               |                     |                      | 特 殊 病 床 Special Beds |                                |                           |                             |
| Chronic Beds               |                     |                      | 合 計<br>Total         | 加護病床<br>Intensive Care<br>Beds | 燒傷病床<br>Burn Care<br>Beds | 嬰兒病床<br>Infant Care<br>Beds |
| 慢性精神病床<br>Psychiatric Beds | 慢性結核病床<br>T.B. Beds | 癩病病床<br>Leprosy Beds |                      |                                |                           |                             |
| 12,544                     | 48                  | 380                  | 33,738               | 6,996                          | 361                       | 1,773                       |
| 519                        | -                   | -                    | 5,058                | 1,257                          | 94                        | 395                         |
| 542                        | -                   | -                    | 2,717                | 567                            | 67                        | 122                         |
| 1,870                      | -                   | 380                  | 2,758                | 423                            | 12                        | 96                          |
| 507                        | -                   | -                    | 779                  | 163                            | 5                         | 82                          |
| 1,023                      | -                   | -                    | 3,176                | 720                            | 36                        | 141                         |
| 330                        | -                   | -                    | 572                  | 82                             | -                         | 19                          |
| 419                        | -                   | -                    | 877                  | 128                            | 4                         | 25                          |
| 875                        | -                   | -                    | 1,959                | 391                            | 18                        | 82                          |
| 382                        | -                   | -                    | 1,851                | 359                            | 20                        | 70                          |
| 800                        | -                   | -                    | 625                  | 113                            | -                         | 28                          |
| 280                        | -                   | -                    | 744                  | 126                            | 5                         | 48                          |
| 314                        | 40                  | -                    | 744                  | 224                            | -                         | 28                          |
| 826                        | -                   | -                    | 1,535                | 250                            | 10                        | 71                          |
| 636                        | -                   | -                    | 1,705                | 328                            | 19                        | 72                          |
| 614                        | -                   | -                    | 1,248                | 282                            | -                         | 40                          |
| -                          | -                   | -                    | 407                  | 65                             | 2                         | 27                          |
| 1,356                      | 8                   | -                    | 725                  | 170                            | 14                        | 28                          |
| 80                         | -                   | -                    | 109                  | 25                             | 4                         | 10                          |
| 145                        | -                   | -                    | 570                  | 107                            | -                         | 21                          |
| -                          | -                   | -                    | 697                  | 110                            | 4                         | 40                          |
| 663                        | -                   | -                    | 2,568                | 612                            | 25                        | 180                         |
| 275                        | -                   | -                    | 1,004                | 244                            | 8                         | 75                          |
| 88                         | -                   | -                    | 1,255                | 241                            | 14                        | 68                          |
| -                          | -                   | -                    | 51                   | 9                              | -                         | 5                           |
| -                          | -                   | -                    | 4                    | -                              | -                         | -                           |

表 4 醫療院所病床數—按縣市別分(續)

民國九十四年底

單位：床

| 縣市別<br>Locality |                  | 醫 院                                       |   |                                      |                           |                     |
|-----------------|------------------|---|---|--------------------------------------|---------------------------|---------------------|
|                 |                  | 特 殊 病 床                                   |   |                                      |                           |                     |
|                 |                  | 急診觀察床<br>Emergency<br>Observation<br>Beds | 安寧療護病床<br>Hospice Palliative<br>Care Beds | 呼吸照護病床<br>Respirational<br>Care Beds | 急性結核病床<br>Acute T.B. Beds | 手術恢復床<br>Ether Beds |
| 總 計             | Total            | 4,235                                     | 353                                       | 6,218                                | 146                       | 1,249               |
| 臺北市             | Taipei City      | 814                                       | 39  | 378                                  | -                         | 254                 |
| 高雄市             | Kaohsiung City   | 318                                       | 51  | 292                                  | -                         | 137                 |
| 臺北縣             | Taipei County    | 323                                       | 27  | 780                                  | -                         | 91                  |
| 宜蘭縣             | Ilan County      | 99  | -   | 142                                  | 5                         | 20                  |
| 桃園縣             | Taoyuan County   | 438                                       | 22  | 410                                  | 26                        | 108                 |
| 新竹縣             | Hsinchu County   | 52  | -   | 209                                  | -                         | 13                  |
| 苗栗縣             | Miaoli County    | 83  | -   | 305                                  | -                         | 25                  |
| 臺中縣             | Taichung County  | 180                                       | -   | 525                                  | -                         | 64                  |
| 彰化縣             | Changhua County  | 242                                       | -   | 355                                  | -                         | 73                  |
| 南投縣             | Nantou County    | 71  | -   | 105                                  | -                         | 23                  |
| 雲林縣             | Yunlin County    | 96  | -   | 170                                  | -                         | 24                  |
| 嘉義縣             | Chiayi County    | 80  | 23  | 127                                  | 44                        | 24                  |
| 臺南縣             | Tainan County    | 160                                       | 22  | 487                                  | -                         | 37                  |
| 高雄縣             | Kaohsiung County | 188                                       | 10  | 359                                  | 10                        | 49                  |
| 屏東縣             | Pingtung County  | 149                                       | 17  | 155                                  | -                         | 31                  |
| 臺東縣             | Taitung County   | 53  | 8   | 81                                   | -                         | 17                  |
| 花蓮縣             | Hualien County   | 90  | 32  | 114                                  | 30                        | 13                  |
| 澎湖縣             | Penghu County    | 26  | -   | -                                    | -                         | 5                   |
| 基隆市             | Keelung City     | 65  | -   | 118                                  | -                         | 13                  |
| 新竹市             | Hsinchu City     | 133                                       | -   | 99                                   | -                         | 27                  |
| 臺中市             | Taichung City    | 313                                       | 41  | 606                                  | 31                        | 104                 |
| 嘉義市             | Chiayi City      | 112                                       | 27  | 177                                  | -                         | 39                  |
| 臺南市             | Tainan City      | 139                                       | 34  | 224                                  | -                         | 58                  |
| 金門縣             | Kinmen County    | 11  | -   | -                                    | -                         | -                   |
| 連江縣             | Lienkiang County | -   | -   | -                                    | -                         | -                   |



**Table 4 Number of Beds in Hospitals and Clinics by Locality, 2005 (Cont'd)**

| Unit: No. of Beds   |                               |             |              |                            |                     |                               |   |
|---------------------|-------------------------------|-------------|--------------|----------------------------|---------------------|-------------------------------|---|
| Hospitals           |                               |             | 診所 Clinics   |                            |                     |                               | 健保特約病<br>床數<br>No. of Beds<br>Fully Covered<br>by NHI |
| Special Beds        |                               |             | 合 計<br>Total | 觀察床<br>Observation<br>Beds | 嬰兒床<br>Nursery Beds | 洗腎治療床<br>Hemodialysis<br>Beds |   |
| 嬰兒床<br>Nursery Beds | 洗腎治療床<br>Hemodialysis<br>Beds | 其他<br>Other |              |                            |                     |                               |   |
| 4,147               | 7,420                         | 840         | 16,834       | 10,923                     | 1,566               | 4,345                         | 137,289   |
| 727                 | 951                           | 149         | 1,676        | 1,014                      | 110                 | 552                           | 20,338  |
| 375                 | 676                           | 112         | 1,296        | 707                        | 184                 | 405                           | 11,626  |
| 320                 | 628                           | 58          | 1,344        | 630                        | 183                 | 531                           | 11,640  |
| 101                 | 144                           | 18          | 479          | 396                        | 15                  | 68                            | 3,634   |
| 454                 | 782                           | 39          | 1,850        | 1,509                      | 119                 | 222                           | 14,021  |
| 68                  | 121                           | 8           | 205          | 138                        | 42                  | 25                            | 2,214   |
| 67                  | 240                           | -           | 332          | 226                        | 31                  | 75                            | 3,134   |
| 204                 | 468                           | 27          | 1,084        | 673                        | 148                 | 263                           | 8,124   |
| 283                 | 412                           | 37          | 681          | 406                        | 157                 | 118                           | 6,326   |
| 77                  | 200                           | 8           | 214          | 88                         | -                   | 126                           | 3,037   |
| 93                  | 178                           | 4           | 484          | 320                        | 11                  | 153                           | 2,749   |
| 50                  | 140                           | 4           | 261          | 234                        | 2                   | 25                            | 3,234   |
| 148                 | 314                           | 36          | 732          | 291                        | 60                  | 381                           | 6,512   |
| 138                 | 456                           | 76          | 1,479        | 1,204                      | 23                  | 252                           | 7,203   |
| 182                 | 392                           | -           | 731          | 605                        | -                   | 126                           | 5,409   |
| 43                  | 84                            | 27          | 194          | 168                        | -                   | 26                            | 1,275   |
| 66                  | 116                           | 52          | 322          | 244                        | 26                  | 52                            | 4,400   |
| 9                   | 30                            | -           | 84           | 78                         | 6                   | -                             | 468   |
| 77                  | 154                           | 15          | 474          | 384                        | -                   | 90                            | 2,143   |
| 129                 | 112                           | 43          | 293          | 108                        | 125                 | 60                            | 2,355   |
| 206                 | 386                           | 64          | 794          | 393                        | 130                 | 271                           | 9,194   |
| 108                 | 193                           | 21          | 563          | 372                        | 62                  | 129                           | 3,324   |
| 198                 | 237                           | 42          | 1,240        | 713                        | 132                 | 395                           | 4,588   |
| 20                  | 6                             | -           | 16           | 16                         | -                   | -                             | 307   |
| 4                   | -                             | -           | 6            | 6                          | -                   | -                             | 34  |

表 5 歷 年 醫 療 院 所 每 萬 人 口 病 床 數

| 單位：床       |      |   |              |                        |                               |                        |
|------------|------|---|--------------|------------------------|-------------------------------|------------------------|
| 年別<br>Year |      | 院所病床數<br>Number of<br>Beds in<br>Hospitals and<br>Clinics | 醫 院          |                        |                               |                        |
|            |      |   | 一 般 病 床      |                        |                               |                        |
|            |      |   | 合 計<br>Total | 急 性 病 床 Acute Beds     |                               | 慢 性 病 床                |
|            |      |   |              | 急性一般病床<br>General Beds | 急性精神病床<br>Psychiatric<br>Beds | 慢性一般病床<br>General Beds |
|            |      | 病 床 數   |              |                        |                               |                        |
| 80年        | 1991 | 45.03   | 36.30        | 27.69                  | ...                           | 2.71                   |
| 81年        | 1992 | 46.19   | 37.30        | 28.31                  | ...                           | 2.79                   |
| 82年        | 1993 | 47.90   | 37.08        | 28.31                  | 0.87                          | 2.12                   |
| 83年        | 1994 | 48.98   | 37.43        | 28.94                  | 0.92                          | 1.83                   |
| 84年        | 1995 | 52.77   | 39.27        | 30.12                  | 1.22                          | 2.38                   |
| 85年        | 1996 | 53.39   | 39.40        | 30.61                  | 1.59                          | 2.18                   |
| 86年        | 1997 | 55.87   | 39.82        | 30.46                  | 1.73                          | 2.38                   |
| 87年        | 1998 | 56.80   | 40.70        | 30.98                  | 1.80                          | 2.29                   |
| 88年        | 1999 | 55.65   | 39.62        | 30.84                  | 2.10                          | 2.28                   |
| 89年        | 2000 | 56.78   | 40.29        | 31.03                  | 2.25                          | 2.40                   |
| 90年        | 2001 | 56.98   | 39.38        | 30.27                  | 2.27                          | 2.17                   |
| 91年        | 2002 | 59.23   | 40.38        | 30.89                  | 2.37                          | 2.19                   |
| 92年        | 2003 | 60.31   | 40.21        | 30.77                  | 2.46                          | 1.91                   |
| 93年        | 2004 | 63.18   | 41.72        | 31.87                  | 2.59                          | 1.95                   |
| 94年        | 2005 | 64.29   | 42.08        | 31.80                  | 2.64                          | 1.94                   |
|            |      | 年 增 率 (%)   |              |                        |                               |                        |
| 81年        | 1992 | 2.58  | 2.76         | 2.23                   | ...                           | 3.18                   |
| 82年        | 1993 | 3.71  | -0.58        | 0.00                   | ...                           | -24.04                 |
| 83年        | 1994 | 2.25  | 0.94         | 2.23                   | 5.75                          | -13.68                 |
| 84年        | 1995 | 7.74  | 4.92         | 4.08                   | 32.61                         | 30.05                  |
| 85年        | 1996 | 1.17  | 0.32         | 1.63                   | 30.19                         | -8.43                  |
| 86年        | 1997 | 4.65  | 1.08         | -0.50                  | 8.87                          | 9.38                   |
| 87年        | 1998 | 1.67  | 2.21         | 1.72                   | 3.90                          | -3.83                  |
| 88年        | 1999 | -2.04   | -2.66        | -0.48                  | 16.92                         | -0.72                  |
| 89年        | 2000 | 2.03  | 1.70         | 0.63                   | 7.08                          | 5.39                   |
| 90年        | 2001 | 0.37  | -2.26        | -2.45                  | 1.13                          | -9.54                  |
| 91年        | 2002 | 3.95  | 2.55         | 2.06                   | 4.04                          | 1.08                   |
| 92年        | 2003 | 1.82  | -0.42        | -0.41                  | 3.78                          | -12.86                 |
| 93年        | 2004 | 4.75  | 3.74         | 3.57                   | 5.30                          | 1.91                   |
| 94年        | 2005 | 1.76  | 0.85         | -0.20                  | 2.09                          | -0.45                  |

**Table 5 Number of Beds in Hospitals and Clinics per 10,000 Population, 1991-2005**

| Unit: No. of Beds           |                     |                      |                      |                                |                           |                             |
|-----------------------------|---------------------|----------------------|----------------------|--------------------------------|---------------------------|-----------------------------|
| Hospitals                   |                     |                      |                      |                                |                           |                             |
| General Beds                |                     |                      | 特 殊 病 床 Special Beds |                                |                           |                             |
| Chronic Beds                |                     |                      | 合 計<br>Total         | 加護病床<br>Intensive<br>Care Beds | 燒傷病床<br>Burn Care<br>Beds | 嬰兒病床<br>Infant Care<br>Beds |
| 慢性精神病床<br>Psychiatric Beds  | 慢性結核病床<br>T.B. Beds | 癩病病床<br>Leprosy Beds |                      |                                |                           |                             |
| No. of Beds                 |                     |                      |                      |                                |                           |                             |
| 5.39                        | 0.51                | ...                  | 5.75                 | 1.03                           | 0.10                      | ...                         |
| 5.73                        | 0.46                | ...                  | 5.96                 | 1.17                           | 0.11                      | ...                         |
| 4.97                        | 0.35                | 0.46                 | 5.91                 | 1.21                           | 0.11                      | ...                         |
| 4.98                        | 0.30                | 0.46                 | 6.39                 | 1.40                           | 0.11                      | ...                         |
| 5.01                        | 0.09                | 0.45                 | 7.49                 | 1.81                           | 0.11                      | ...                         |
| 4.49                        | 0.08                | 0.45                 | 8.97                 | 1.95                           | 0.14                      | ...                         |
| 4.71                        | 0.09                | 0.45                 | 10.10                | 2.10                           | 0.16                      | 0.68                        |
| 5.11                        | 0.07                | 0.45                 | 10.35                | 2.19                           | 0.18                      | 0.70                        |
| 3.93                        | 0.04                | 0.44                 | 10.38                | 2.40                           | 0.16                      | 0.81                        |
| 4.38                        | 0.04                | 0.20                 | 10.96                | 2.55                           | 0.17                      | 0.75                        |
| 4.44                        | 0.03                | 0.20                 | 11.78                | 2.55                           | 0.17                      | 0.77                        |
| 4.70                        | 0.03                | 0.20                 | 12.83                | 2.73                           | 0.17                      | 0.79                        |
| 4.89                        | 0.03                | 0.17                 | 13.62                | 2.89                           | 0.16                      | 0.81                        |
| 5.13                        | 0.02                | 0.17                 | 14.55                | 3.07                           | 0.16                      | 0.78                        |
| 5.51                        | 0.02                | 0.17                 | 14.82                | 3.07                           | 0.16                      | 0.78                        |
| Annual Rate of Increase (%) |                     |                      |                      |                                |                           |                             |
| 6.30                        | -8.35               | ...                  | 3.58                 | 12.99                          | 9.90                      | ...                         |
| -13.32                      | -24.55              | ...                  | -0.79                | 3.50                           | 2.61                      | ...                         |
| 0.20                        | -14.29              | -                    | 8.12                 | 15.70                          | -                         | ...                         |
| 0.60                        | -70.00              | -2.17                | 17.21                | 29.29                          | -                         | ...                         |
| -10.38                      | -14.31              | 0.14                 | 19.76                | 7.62                           | 23.32                     | ...                         |
| 4.84                        | 18.08               | 0.02                 | 12.56                | 7.97                           | 15.27                     | ...                         |
| 8.62                        | -24.88              | -0.85                | 2.47                 | 4.18                           | 14.32                     | 3.65                        |
| -23.15                      | -45.08              | -1.75                | 0.37                 | 9.36                           | -8.34                     | 15.45                       |
| 11.37                       | -5.61               | -53.99               | 5.57                 | 6.33                           | 4.38                      | -8.11                       |
| 1.48                        | -25.75              | -0.58                | 7.49                 | 0.21                           | -1.62                     | 2.95                        |
| 5.92                        | 6.23                | -0.51                | 8.89                 | 6.74                           | -1.30                     | 2.55                        |
| 3.90                        | -9.86               | -15.87               | 6.17                 | 5.93                           | -4.63                     | 2.21                        |
| 5.00                        | -16.10              | -0.37                | 6.78                 | 6.18                           | 3.24                      | -2.94                       |
| 7.34                        | -0.36               | -0.36                | 1.85                 | 0.23                           | -3.04                     | -0.53                       |

表 5 歷 年 醫 療 院 所 每 萬 人 口 病 床 數 (續)

單位：床

| 年別<br>Year |      | 醫 院                                       |   |                                      |                           |                     |
|------------|------|---|---|--------------------------------------|---------------------------|---------------------|
|            |      | 特 殊 病 床                                   |   |                                      |                           |                     |
|            |      | 急診觀察床<br>Emergency<br>Observation<br>Beds | 安寧療護病床<br>Hospice Palliative<br>Care Beds | 呼吸照護病床<br>Respirational<br>Care Beds | 急性結核病床<br>Acute T.B. Beds | 手術恢復床<br>Ether Beds |
|            |      | 病 床 數                                     |   |                                      |                           |                     |
| 80年        | 1991 | 1.06                                      | ...                                       | ...                                  | ...                       | ...                 |
| 81年        | 1992 | 1.08                                      | ...                                       | ...                                  | ...                       | ...                 |
| 82年        | 1993 | 1.07                                      | ...                                       | ...                                  | ...                       | ...                 |
| 83年        | 1994 | 1.14                                      | ...                                       | ...                                  | ...                       | ...                 |
| 84年        | 1995 | 1.35                                      | ...                                       | ...                                  | ...                       | ...                 |
| 85年        | 1996 | 1.47                                      | ...                                       | ...                                  | ...                       | ...                 |
| 86年        | 1997 | 1.45                                      | ...                                       | ...                                  | ...                       | 0.15                |
| 87年        | 1998 | 1.54                                      | ...                                       | ...                                  | ...                       | 0.29                |
| 88年        | 1999 | 1.63                                      | ...                                       | ...                                  | ...                       | 0.49                |
| 89年        | 2000 | 1.64                                      | 0.08                                      | ...                                  | ...                       | 0.52                |
| 90年        | 2001 | 1.63                                      | 0.12                                      | 0.73                                 | ...                       | 0.52                |
| 91年        | 2002 | 1.69                                      | 0.12                                      | 1.44                                 | ...                       | 0.53                |
| 92年        | 2003 | 1.72                                      | 0.11                                      | 1.94                                 | 0.03                      | 0.54                |
| 93年        | 2004 | 1.83                                      | 0.13                                      | 2.48                                 | 0.04                      | 0.55                |
| 94年        | 2005 | 1.86                                      | 0.16                                      | 2.73                                 | 0.06                      | 0.55                |
|            |      | 年 增 率 (%)                                 |   |                                      |                           |                     |
| 81年        | 1992 | 2.38                                      | ...                                       | ...                                  | ...                       | ...                 |
| 82年        | 1993 | -1.07                                     | ...                                       | ...                                  | ...                       | ...                 |
| 83年        | 1994 | 6.54                                      | ...                                       | ...                                  | ...                       | ...                 |
| 84年        | 1995 | 18.42                                     | ...                                       | ...                                  | ...                       | ...                 |
| 85年        | 1996 | 9.26                                      | ...                                       | ...                                  | ...                       | ...                 |
| 86年        | 1997 | -1.47                                     | ...                                       | ...                                  | ...                       | ...                 |
| 87年        | 1998 | 6.21                                      | ...                                       | ...                                  | ...                       | 94.91               |
| 88年        | 1999 | 5.56                                      | ...                                       | ...                                  | ...                       | 69.89               |
| 89年        | 2000 | 0.61                                      | ...                                       | ...                                  | ...                       | 6.79                |
| 90年        | 2001 | -0.38                                     | 47.48                                     | ...                                  | ...                       | 0.28                |
| 91年        | 2002 | 3.46                                      | 1.35                                      | 98.61                                | ...                       | 1.27                |
| 92年        | 2003 | 1.88                                      | -7.33                                     | 34.59                                | ...                       | 1.05                |
| 93年        | 2004 | 6.21                                      | 11.83                                     | 27.84                                | 19.55                     | 1.77                |
| 94年        | 2005 | 1.73                                      | 23.85                                     | 9.91                                 | 61.64                     | 0.61                |

**Table 5 Number of Beds in Hospitals and Clinics per 10,000 Population, 1991-2005 (Cont'd)**

| Unit: No. of Beds           |                               |             |              |                            |                     |                               |
|-----------------------------|-------------------------------|-------------|--------------|----------------------------|---------------------|-------------------------------|
| Hospitals                   |                               |             | 診所 Clinics   |                            |                     |                               |
| Special Beds                |                               |             | 合 計<br>Total | 觀察床<br>Observation<br>Beds | 嬰兒床<br>Nursery Beds | 洗腎治療床<br>Hemodialysis<br>Beds |
| 嬰兒床<br>Nursery Beds         | 洗腎治療床<br>Hemodialysis<br>Beds | 其他<br>Other |              |                            |                     |                               |
| No. of Beds                 |                               |             |              |                            |                     |                               |
| 2.22                        | 0.78                          | 0.56        | 2.98         | 2.98                       | ...                 | ...                           |
| 2.19                        | 0.88                          | 0.53        | 2.93         | 2.93                       | ...                 | ...                           |
| 2.38                        | 1.14                          | 0.83        | 4.08         | 3.56                       | 0.49                | 0.04                          |
| 2.41                        | 1.33                          | 0.70        | 4.47         | 3.92                       | 0.49                | 0.05                          |
| 2.46                        | 1.76                          | 0.89        | 5.13         | 4.45                       | 0.54                | 0.13                          |
| 2.59                        | 1.90                          | 0.93        | 5.02         | 4.34                       | 0.47                | 0.21                          |
| 2.58                        | 2.06                          | 0.91        | 5.95         | 4.93                       | 0.50                | 0.53                          |
| 2.54                        | 2.10                          | 0.80        | 5.76         | 4.58                       | 0.52                | 0.65                          |
| 2.43                        | 2.32                          | 0.23        | 5.56         | 4.47                       | 0.50                | 0.59                          |
| 2.39                        | 2.59                          | 0.28        | 5.52         | 4.30                       | 0.56                | 0.65                          |
| 2.30                        | 2.77                          | 0.22        | 5.82         | 4.41                       | 0.55                | 0.86                          |
| 2.20                        | 2.93                          | 0.23        | 6.02         | 4.36                       | 0.55                | 1.11                          |
| 2.10                        | 3.08                          | 0.26        | 6.47         | 4.45                       | 0.61                | 1.42                          |
| 2.01                        | 3.19                          | 0.31        | 6.91         | 4.72                       | 0.62                | 1.57                          |
| 1.82                        | 3.26                          | 0.37        | 7.39         | 4.80                       | 0.69                | 1.91                          |
| Annual Rate of Increase (%) |                               |             |              |                            |                     |                               |
| -1.75                       | 13.56                         | -5.42       | -1.61        | -1.61                      | ...                 | ...                           |
| 8.89                        | 28.89                         | 56.97       | 39.07        | 21.35                      | ...                 | ...                           |
| 1.26                        | 16.67                         | -15.66      | 9.56         | 10.11                      | -                   | 25.00                         |
| 2.07                        | 32.33                         | 27.14       | 14.77        | 13.52                      | 10.20               | 160.00                        |
| 5.15                        | 7.80                          | 4.24        | -2.09        | -2.41                      | -12.68              | 60.45                         |
| -0.15                       | 8.67                          | -1.69       | 18.55        | 13.41                      | 5.15                | 155.77                        |
| -1.71                       | 1.76                          | -11.90      | -3.33        | -6.99                      | 5.22                | 22.49                         |
| -4.25                       | 10.61                         | -71.61      | -3.46        | -2.49                      | -3.95               | -9.88                         |
| -1.77                       | 11.63                         | 21.21       | -0.67        | -3.64                      | 11.89               | 11.22                         |
| -3.72                       | 7.02                          | -20.75      | 5.40         | 2.44                       | -1.29               | 30.57                         |
| -4.20                       | 5.72                          | 6.58        | 3.42         | -1.11                      | -1.31               | 29.81                         |
| -4.87                       | 4.94                          | 9.29        | 7.58         | 1.96                       | 11.46               | 27.76                         |
| -3.99                       | 3.64                          | 23.11       | 6.73         | 6.13                       | 1.87                | 10.69                         |
| -9.46                       | 2.22                          | 17.39       | 7.00         | 1.65                       | 10.90               | 21.55                         |



表 6 醫療院所每萬人口病床數—按縣市別分

民國九十四年底

單位：床

| 縣市別<br>Locality        |                               | 院所病床數<br>Number of<br>Beds in<br>Hospitals and<br>Clinics | 醫 院          |                 |       |      |
|------------------------|-------------------------------|---|--------------|-----------------|-------|------|
|                        |                               |   | 一 般 病 床      |                 |       |      |
|                        |                               |   | 合 計<br>Total | 急性病床 Acute Beds |       | 慢性病床 |
| 急性一般病床<br>General Beds | 急性精神病床<br>Psychiatric<br>Beds | 慢性一般病床<br>General Beds                                    |              |                 |       |      |
| 總 計                    | Total                         | 64.29   | 42.08        | 31.80           | 2.64  | 1.94 |
| 臺北市                    | Taipei City                   | 83.48   | 57.74        | 50.31           | 4.33  | 1.11 |
| 高雄市                    | Kaohsiung City                | 80.33   | 53.76        | 44.82           | 2.95  | 2.41 |
| 臺北縣                    | Taipei County                 | 32.68   | 21.70        | 14.01           | 0.87  | 0.80 |
| 宜蘭縣                    | Ilan County                   | 87.85   | 60.60        | 39.08           | 2.17  | 8.36 |
| 桃園縣                    | Taoyuan County                | 76.40   | 49.67        | 38.93           | 2.99  | 2.31 |
| 新竹縣                    | Hsinchu County                | 47.50   | 31.23        | 20.77           | 2.93  | 0.63 |
| 苗栗縣                    | Miaoli County                 | 60.47   | 38.88        | 25.65           | 4.39  | 1.36 |
| 臺中縣                    | Taichung County               | 55.42   | 35.58        | 26.11           | 2.58  | 1.18 |
| 彰化縣                    | Changhua County               | 50.78   | 31.54        | 25.51           | 1.61  | 1.51 |
| 南投縣                    | Nantou County                 | 58.44   | 42.82        | 22.95           | 4.52  | 0.45 |
| 雲林縣                    | Yunlin County                 | 41.80   | 25.05        | 20.14           | 1.09  | -    |
| 嘉義縣                    | Chiayi County                 | 63.70   | 45.66        | 32.88           | 1.54  | 4.88 |
| 臺南縣                    | Tainan County                 | 59.41   | 38.91        | 25.15           | 2.03  | 4.27 |
| 高雄縣                    | Kaohsiung County              | 65.02   | 39.40        | 28.86           | 2.26  | 3.16 |
| 屏東縣                    | Pingtung County               | 67.34   | 45.31        | 32.57           | 3.23  | 2.67 |
| 臺東縣                    | Taitung County                | 59.01   | 33.86        | 31.14           | 2.72  | -    |
| 花蓮縣                    | Hualien County                | 133.34  | 103.20       | 45.00           | 11.43 | 7.49 |
| 澎湖縣                    | Penghu County                 | 57.95   | 37.09        | 26.27           | 2.16  | -    |
| 基隆市                    | Keelung City                  | 64.82   | 38.16        | 31.37           | 1.99  | 1.10 |
| 新竹市                    | Hsinchu City                  | 60.51   | 35.17        | 31.69           | 2.20  | 1.28 |
| 臺中市                    | Taichung City                 | 92.55   | 59.99        | 49.77           | 2.76  | 1.05 |
| 嘉義市                    | Chiayi City                   | 135.66  | 77.99        | 57.67           | 4.53  | 5.67 |
| 臺南市                    | Tainan City                   | 71.06   | 38.09        | 33.45           | 2.27  | 1.20 |
| 金門縣                    | Kinmen County                 | 48.25   | 38.71        | 28.61           | 3.13  | 6.97 |
| 連江縣                    | Lienkiang County              | 42.53   | 32.87        | 32.87           | -     | -    |

**Table 6 Number of Beds in Hospitals and Clinics per 10,000 Population by Locality, 2005**

Unit: No. of Beds

| Hospitals                  |                     |                      |                      |                                |                           |                             |
|----------------------------|---------------------|----------------------|----------------------|--------------------------------|---------------------------|-----------------------------|
| General Beds               |                     |                      | 特 殊 病 床 Special Beds |                                |                           |                             |
| Chronic Beds               |                     |                      | 合 計<br>Total         | 加護病床<br>Intensive Care<br>Beds | 燒傷病床<br>Burn Care<br>Beds | 嬰兒病床<br>Infant Care<br>Beds |
| 慢性精神病床<br>Psychiatric Beds | 慢性結核病床<br>T.B. Beds | 癩病病床<br>Leprosy Beds |                      |                                |                           |                             |
| 5.51                       | 0.02                | 0.17                 | 14.82                | 3.07                           | 0.16                      | 0.78                        |
| 1.98                       | -                   | -                    | 19.33                | 4.80                           | 0.36                      | 1.51                        |
| 3.59                       | -                   | -                    | 17.99                | 3.75                           | 0.44                      | 0.81                        |
| 5.00                       | -                   | 1.02                 | 7.38                 | 1.13                           | 0.03                      | 0.26                        |
| 10.98                      | -                   | -                    | 16.88                | 3.53                           | 0.11                      | 1.78                        |
| 5.44                       | -                   | -                    | 16.89                | 3.83                           | 0.19                      | 0.75                        |
| 6.91                       | -                   | -                    | 11.97                | 1.72                           | -                         | 0.40                        |
| 7.48                       | -                   | -                    | 15.66                | 2.29                           | 0.07                      | 0.45                        |
| 5.71                       | -                   | -                    | 12.78                | 2.55                           | 0.12                      | 0.53                        |
| 2.90                       | -                   | -                    | 14.07                | 2.73                           | 0.15                      | 0.53                        |
| 14.89                      | -                   | -                    | 11.64                | 2.10                           | -                         | 0.52                        |
| 3.82                       | -                   | -                    | 10.15                | 1.72                           | 0.07                      | 0.65                        |
| 5.64                       | 0.72                | -                    | 13.35                | 4.02                           | -                         | 0.50                        |
| 7.47                       | -                   | -                    | 13.88                | 2.26                           | 0.09                      | 0.64                        |
| 5.12                       | -                   | -                    | 13.72                | 2.64                           | 0.15                      | 0.58                        |
| 6.84                       | -                   | -                    | 13.89                | 3.14                           | -                         | 0.45                        |
| -                          | -                   | -                    | 17.03                | 2.72                           | 0.08                      | 1.13                        |
| 39.04                      | 0.23                | -                    | 20.88                | 4.89                           | 0.40                      | 0.81                        |
| 8.65                       | -                   | -                    | 11.79                | 2.70                           | 0.43                      | 1.08                        |
| 3.70                       | -                   | -                    | 14.55                | 2.73                           | -                         | 0.54                        |
| -                          | -                   | -                    | 17.84                | 2.82                           | 0.10                      | 1.02                        |
| 6.42                       | -                   | -                    | 24.86                | 5.93                           | 0.24                      | 1.74                        |
| 10.12                      | -                   | -                    | 36.95                | 8.98                           | 0.29                      | 2.76                        |
| 1.16                       | -                   | -                    | 16.58                | 3.18                           | 0.18                      | 0.90                        |
| -                          | -                   | -                    | 7.26                 | 1.28                           | -                         | 0.71                        |
| -                          | -                   | -                    | 3.87                 | -                              | -                         | -                           |

表 6 醫療院所每萬人口病床數—按縣市別分(續)

民國九十四年底

單位：床

| 縣市別<br>Locality           | 醫 院                                       |   |                                      |                           |                     |
|---------------------------|---|---|--------------------------------------|---------------------------|---------------------|
|                           | 特 殊 病 床                                   |   |                                      |                           |                     |
|                           | 急診觀察床<br>Emergency<br>Observation<br>Beds | 安寧療護病床<br>Hospice Palliative<br>Care Beds | 呼吸照護病床<br>Respirational<br>Care Beds | 急性結核病床<br>Acute T.B. Beds | 手術恢復床<br>Ether Beds |
| <b>總 計</b> <b>Total</b>   | <b>1.86</b>                               | <b>0.16</b>                               | <b>2.73</b>                          | <b>0.06</b>               | <b>0.55</b>         |
| 臺北市      Taipei City      | 3.11                                      | 0.15                                      | 1.44                                 | -                         | 0.97                |
| 高雄市      Kaohsiung City   | 2.11                                      | 0.34                                      | 1.93                                 | -                         | 0.91                |
| 臺北縣      Taipei County    | 0.86                                      | 0.07                                      | 2.09                                 | -                         | 0.24                |
| 宜蘭縣      Ilan County      | 2.14                                      | -   | 3.08                                 | 0.11                      | 0.43                |
| 桃園縣      Taoyuan County   | 2.33                                      | 0.12                                      | 2.18                                 | 0.14                      | 0.57                |
| 新竹縣      Hsinchu County   | 1.09                                      | -   | 4.38                                 | -                         | 0.27                |
| 苗栗縣      Miaoli County    | 1.48                                      | -   | 5.45                                 | -                         | 0.45                |
| 臺中縣      Taichung County  | 1.17                                      | -   | 3.42                                 | -                         | 0.42                |
| 彰化縣      Changhua County  | 1.84                                      | -   | 2.70                                 | -                         | 0.55                |
| 南投縣      Nantou County    | 1.32                                      | -   | 1.95                                 | -                         | 0.43                |
| 雲林縣      Yunlin County    | 1.31                                      | -   | 2.32                                 | -                         | 0.33                |
| 嘉義縣      Chiayi County    | 1.44                                      | 0.41                                      | 2.28                                 | 0.79                      | 0.43                |
| 臺南縣      Tainan County    | 1.45                                      | 0.20                                      | 4.40                                 | -                         | 0.33                |
| 高雄縣      Kaohsiung County | 1.51                                      | 0.08                                      | 2.89                                 | 0.08                      | 0.39                |
| 屏東縣      Pingtung County  | 1.66                                      | 0.19                                      | 1.73                                 | -                         | 0.35                |
| 臺東縣      Taitung County   | 2.22                                      | 0.33                                      | 3.39                                 | -                         | 0.71                |
| 花蓮縣      Hualien County   | 2.59                                      | 0.92                                      | 3.28                                 | 0.86                      | 0.37                |
| 澎湖縣      Penghu County    | 2.81                                      | -   | -                                    | -                         | 0.54                |
| 基隆市      Keelung City     | 1.66                                      | -   | 3.01                                 | -                         | 0.33                |
| 新竹市      Hsinchu City     | 3.40                                      | -   | 2.53                                 | -                         | 0.69                |
| 臺中市      Taichung City    | 3.03                                      | 0.40                                      | 5.87                                 | 0.30                      | 1.01                |
| 嘉義市      Chiayi City      | 4.12                                      | 0.99                                      | 6.51                                 | -                         | 1.44                |
| 臺南市      Tainan City      | 1.84                                      | 0.45                                      | 2.96                                 | -                         | 0.77                |
| 金門縣      Kinmen County    | 1.57                                      | -   | -                                    | -                         | -                   |
| 連江縣      Lienkiang County | -   | -   | -                                    | -                         | -                   |

**Table 6 Number of Beds in Hospitals and Clinics per 10,000 Population per 10,000 Population by Locality, 2005 (Cont'd)**

Unit: No. of Beds

| Hospitals           |                               |             | 診所 Clinics   |                            |                     |                               |
|---------------------|-------------------------------|-------------|--------------|----------------------------|---------------------|-------------------------------|
| Special Beds        |                               |             | 合 計<br>Total | 觀察床<br>Observation<br>Beds | 嬰兒床<br>Nursery Beds | 洗腎治療床<br>Hemodialysis<br>Beds |
| 嬰兒床<br>Nursery Beds | 洗腎治療床<br>Hemodialysis<br>Beds | 其他<br>Other |              |                            |                     |                               |
| 1.82                | 3.26                          | 0.37        | 7.39         | 4.80                       | 0.69                | 1.91                          |
| 2.78                | 3.63                          | 0.57        | 6.41         | 3.88                       | 0.42                | 2.11                          |
| 2.48                | 4.47                          | 0.74        | 8.58         | 4.68                       | 1.22                | 2.68                          |
| 0.86                | 1.68                          | 0.16        | 3.60         | 1.69                       | 0.49                | 1.42                          |
| 2.19                | 3.12                          | 0.39        | 10.38        | 8.58                       | 0.32                | 1.47                          |
| 2.41                | 4.16                          | 0.21        | 9.84         | 8.03                       | 0.63                | 1.18                          |
| 1.42                | 2.53                          | 0.17        | 4.29         | 2.89                       | 0.88                | 0.52                          |
| 1.20                | 4.29                          | -           | 5.93         | 4.04                       | 0.55                | 1.34                          |
| 1.33                | 3.05                          | 0.18        | 7.07         | 4.39                       | 0.97                | 1.72                          |
| 2.15                | 3.13                          | 0.28        | 5.18         | 3.09                       | 1.19                | 0.90                          |
| 1.43                | 3.72                          | 0.15        | 3.98         | 1.64                       | -                   | 2.35                          |
| 1.27                | 2.43                          | 0.05        | 6.60         | 4.36                       | 0.15                | 2.09                          |
| 0.90                | 2.51                          | 0.07        | 4.68         | 4.20                       | 0.04                | 0.45                          |
| 1.34                | 2.84                          | 0.33        | 6.62         | 2.63                       | 0.54                | 3.44                          |
| 1.11                | 3.67                          | 0.61        | 11.90        | 9.69                       | 0.19                | 2.03                          |
| 2.03                | 4.36                          | -           | 8.14         | 6.73                       | -                   | 1.40                          |
| 1.80                | 3.52                          | 1.13        | 8.12         | 7.03                       | -                   | 1.09                          |
| 1.90                | 3.34                          | 1.50        | 9.27         | 7.03                       | 0.75                | 1.50                          |
| 0.97                | 3.24                          | -           | 9.08         | 8.43                       | 0.65                | -                             |
| 1.97                | 3.93                          | 0.38        | 12.10        | 9.80                       | -                   | 2.30                          |
| 3.30                | 2.87                          | 1.10        | 7.50         | 2.76                       | 3.20                | 1.54                          |
| 1.99                | 3.74                          | 0.62        | 7.69         | 3.81                       | 1.26                | 2.62                          |
| 3.97                | 7.10                          | 0.77        | 20.72        | 13.69                      | 2.28                | 4.75                          |
| 2.62                | 3.13                          | 0.55        | 16.38        | 9.42                       | 1.74                | 5.22                          |
| 2.85                | 0.85                          | -           | 2.28         | 2.28                       | -                   | -                             |
| 3.87                | -                             | -           | 5.80         | 5.80                       | -                   | -                             |

表 7 歷 年 醫 療 院 所 醫 事 人 員 數

單位：人、%

| 年別<br>Year |      | 年底人口數<br>No. of Population | 執 業 醫 事 人 員 數 |                 |                                      |                |
|------------|------|----------------------------|---------------|-----------------|--------------------------------------|----------------|
|            |      |                            | 合計<br>Total   | 醫師<br>Physician | 中醫師<br>Doctor of Chinese<br>Medicine | 牙醫師<br>Dentist |
|            |      | 醫 事 人 員 數                  |               |                 |                                      |                |
| 80年        | 1991 | 20,605,831                 | 78,198        | 21,074          | 2,514                                | 5,977          |
| 81年        | 1992 | 20,802,622                 | 83,402        | 22,344          | 2,616                                | 6,448          |
| 82年        | 1993 | 20,995,416                 | 88,840        | 23,475          | 2,701                                | 6,540          |
| 83年        | 1994 | 21,177,874                 | 93,722        | 24,442          | 2,833                                | 6,973          |
| 84年        | 1995 | 21,357,431                 | 97,262        | 24,452          | 2,838                                | 7,026          |
| 85年        | 1996 | 21,525,433                 | 102,012       | 24,745          | 2,839                                | 7,254          |
| 86年        | 1997 | 21,742,815                 | 114,989       | 25,676          | 3,143                                | 7,573          |
| 87年        | 1998 | 21,928,591                 | 121,517       | 27,071          | 3,340                                | 7,900          |
| 88年        | 1999 | 22,092,387                 | 129,572       | 28,150          | 3,430                                | 8,240          |
| 89年        | 2000 | 22,276,672                 | 136,199       | 29,522          | 3,647                                | 8,597          |
| 90年        | 2001 | 22,405,568                 | 141,942       | 30,534          | 3,897                                | 8,944          |
| 91年        | 2002 | 22,520,776                 | 150,288       | 31,511          | 4,040                                | 9,206          |
| 92年        | 2003 | 22,604,550                 | 157,388       | 32,365          | 4,247                                | 9,551          |
| 93年        | 2004 | 22,689,122                 | 165,177       | 33,329          | 4,570                                | 9,868          |
| 94年        | 2005 | 22,770,383                 | 170,810       | 34,061          | 4,596                                | 10,140         |
|            |      | 年 增 率 (%)                  |               |                 |                                      |                |
| 81年        | 1992 | 0.96                       | 6.65          | 6.03            | 4.06                                 | 7.88           |
| 82年        | 1993 | 0.93                       | 6.52          | 5.06            | 3.25                                 | 1.43           |
| 83年        | 1994 | 0.87                       | 5.50          | 4.12            | 4.89                                 | 6.62           |
| 84年        | 1995 | 0.85                       | 3.78          | 0.04            | 0.18                                 | 0.76           |
| 85年        | 1996 | 0.79                       | 4.88          | 1.20            | 0.04                                 | 3.25           |
| 86年        | 1997 | 1.01                       | 12.72         | 3.76            | 10.71                                | 4.40           |
| 87年        | 1998 | 0.85                       | 5.68          | 5.43            | 6.27                                 | 4.32           |
| 88年        | 1999 | 0.75                       | 6.63          | 3.99            | 2.69                                 | 4.30           |
| 89年        | 2000 | 0.83                       | 5.11          | 4.87            | 6.33                                 | 4.33           |
| 90年        | 2001 | 0.58                       | 4.22          | 3.43            | 6.85                                 | 4.04           |
| 91年        | 2002 | 0.51                       | 5.88          | 3.20            | 3.67                                 | 2.93           |
| 92年        | 2003 | 0.37                       | 4.72          | 2.71            | 5.12                                 | 3.75           |
| 93年        | 2004 | 0.37                       | 4.95          | 2.98            | 7.61                                 | 3.32           |
| 94年        | 2005 | 0.36                       | 3.41          | 2.20            | 0.57                                 | 2.76           |

**Table 7 Number of Registered Medical Personnel in Hospitals and Clinics, 1991-2005**

Unit: Person、%

| Medical Personnel                   |                                |                                  |                                |  |  |   |
|-------------------------------------|--------------------------------|----------------------------------|--------------------------------|--|--|---|
| 藥師<br>Pharmacist                    | 藥劑生<br>Assistant<br>Pharmacist | 醫事檢驗師<br>Medical<br>Technologist | 醫事檢驗生<br>Medical<br>Technician | 醫事放射師<br>Medical<br>Radiological<br>Technologist | 醫事放射士<br>Medical<br>Radiological<br>Technician | 護理師<br>Registered<br>Professional Nurse |
| No. of Registered Medical Personnel |                                |                                  |                                |  |  |   |
| 3,112                               | 587                            | 2,668                            | 314                            | 1,500  |  | 14,416                                  |
| 3,327                               | 613                            | 2,847                            | 338                            | 1,690  |  | 15,528                                  |
| 3,802                               | 562                            | 3,083                            | 312                            | 1,660  |  | 18,138                                  |
| 3,804                               | 544                            | 3,333                            | 307                            | 1,694  |  | 21,117                                  |
| 4,005                               | 528                            | 3,549                            | 271                            | 1,793  |  | 24,576                                  |
| 4,332                               | 518                            | 3,819                            | 267                            | 1,449  |  | 28,919                                  |
| 5,518                               | 1,101                          | 4,264                            | 262                            | 2,265  |  | 32,741                                  |
| 7,123                               | 2,191                          | 4,419                            | 252                            | 2,440  |  | 35,773                                  |
| 7,964                               | 2,555                          | 4,919                            | 252                            | 2,499  |  | 41,776                                  |
| 8,561                               | 2,669                          | 5,105                            | 241                            | 2,581  | 179  | 42,630                                  |
| 9,039                               | 2,667                          | 5,264                            | 204                            | 2,796  | 205  | 49,277                                  |
| 9,210                               | 2,369                          | 5,481                            | 189                            | 3,049  | 182  | 53,113                                  |
| 9,564                               | 2,335                          | 5,728                            | 228                            | 3,180  | 187  | 57,786                                  |
| 9,810                               | 2,280                          | 5,756                            | 217                            | 3,336  | 178  | 63,265                                  |
| 10,065                              | 2,225                          | 5,971                            | 181                            | 3,533  | 159  | 68,295                                  |
| Annual Rate of Increase (%)         |                                |                                  |                                |  |  |   |
| 6.91                                | 4.43                           | 6.71                             | 7.64                           | 12.67  |  | 7.71                                    |
| 14.28                               | -8.32                          | 8.29                             | -7.69                          | -1.78  |  | 16.81                                   |
| 0.05                                | -3.20                          | 8.11                             | -1.60                          | 2.05   |  | 16.42                                   |
| 5.28                                | -2.94                          | 6.48                             | -11.73                         | 5.84   |  | 16.38                                   |
| 8.16                                | -1.89                          | 7.61                             | -1.48                          | -19.19   |  | 17.67                                   |
| 27.38                               | 112.55                         | 11.65                            | -1.87                          | 56.31  |  | 13.22                                   |
| 29.09                               | 99.00                          | 3.64                             | -3.82                          | 7.73   |  | 9.26                                    |
| 11.81                               | 16.61                          | 11.31                            | -                              | 2.42   |  | 16.78                                   |
| 7.50                                | 4.46                           | 3.78                             | -4.37                          | ...  | ...  | 2.04                                    |
| 5.58                                | -0.07                          | 3.11                             | -15.35                         | 8.33   | 14.53  | 15.59                                   |
| 1.89                                | -11.17                         | 4.12                             | -7.35                          | 9.05   | -11.22   | 7.78                                    |
| 3.84                                | -1.44                          | 4.51                             | 20.63                          | 4.30   | 2.75   | 8.80                                    |
| 2.57                                | -2.36                          | 0.49                             | -4.82                          | 4.91   | -4.81  | 9.48                                    |
| 2.60                                | -2.41                          | 3.74                             | -16.59                         | 5.91   | -10.67   | 7.95                                    |



表 7 歷年醫療院所醫事人員數 (續)

單位：人、%

| 年別<br>Year |      | 執 業 醫 事 人 員 數           |  |                |                         |                  |
|------------|------|-------------------------|--|----------------|-------------------------|------------------|
|            |      | 護 士<br>Registered Nurse | 助產師<br>Registered Professional Midwife | 助產士<br>Midwife | 鑲牙生<br>Dental Assistant | 營養師<br>Dietitian |
|            |      | 醫 事 人 員 數               |  |                |                         |                  |
| 80年        | 1991 | 24,749                  | ...                                    | 1,279          | 8                       | ...              |
| 81年        | 1992 | 26,664                  | ...                                    | 981            | 6                       | ...              |
| 82年        | 1993 | 27,903                  | ...                                    | 654            | 10                      | ...              |
| 83年        | 1994 | 28,065                  | ...                                    | 607            | 3                       | ...              |
| 84年        | 1995 | 27,309                  | ...                                    | 614            | 3                       | 298              |
| 85年        | 1996 | 27,047                  | ...                                    | 534            | -                       | 289              |
| 86年        | 1997 | 30,167                  | ...                                    | 482            | -                       | 511              |
| 87年        | 1998 | 27,894                  | ...                                    | 460            | -                       | 550              |
| 88年        | 1999 | 25,813                  | ...                                    | 428            | 3                       | 621              |
| 89年        | 2000 | 28,113                  | ...                                    | 349            | 2                       | 692              |
| 90年        | 2001 | 24,474                  | ...                                    | 311            | 3                       | 724              |
| 91年        | 2002 | 26,818                  | ...                                    | 284            | 2                       | 783              |
| 92年        | 2003 | 26,706                  | ...                                    | 271            | -                       | 833              |
| 93年        | 2004 | 26,701                  | ...                                    | 260            | -                       | 903              |
| 94年        | 2005 | 24,152                  | -                                      | 219            | -                       | 968              |
|            |      | 年 增 率    (%)            |  |                |                         |                  |
| 81年        | 1992 | 7.74                    | ...                                    | -23.30         | -25.00                  | ...              |
| 82年        | 1993 | 4.65                    | ...                                    | -33.33         | 66.67                   | ...              |
| 83年        | 1994 | 0.58                    | ...                                    | -7.19          | -70.00                  | ...              |
| 84年        | 1995 | -2.69                   | ...                                    | 1.15           | -                       | ...              |
| 85年        | 1996 | -0.96                   | ...                                    | -13.03         | ...                     | -3.02            |
| 86年        | 1997 | 11.54                   | ...                                    | -9.74          | ...                     | 76.82            |
| 87年        | 1998 | -7.53                   | ...                                    | -4.56          | ...                     | 7.63             |
| 88年        | 1999 | -7.46                   | ...                                    | -6.96          | ...                     | 12.91            |
| 89年        | 2000 | 8.91                    | ...                                    | -18.46         | -33.33                  | 11.43            |
| 90年        | 2001 | -12.94                  | ...                                    | -10.89         | 50.00                   | 4.62             |
| 91年        | 2002 | 9.58                    | ...                                    | -8.68          | -33.33                  | 8.15             |
| 92年        | 2003 | -0.42                   | ...                                    | -4.58          | ...                     | 6.39             |
| 93年        | 2004 | -0.02                   | ...                                    | -4.06          | ...                     | 8.40             |
| 94年        | 2005 | -9.55                   | ...                                    | -15.77         | ...                     | 7.20             |

**Table 7 Number of Registered Medical Personnel in Hospitals and Clinics, 1991-2005 (Cont'd)**

Unit: Person、%

| Medical Personnel                   |   |                                    |  |                                   |                                     |                                   |
|-------------------------------------|---|------------------------------------|--|-----------------------------------|-------------------------------------|-----------------------------------|
| 物理治療師<br>Physical Therapist         | 物理治療生<br>Physical Therapy<br>Technician | 職能治療師<br>Occupational<br>Therapist | 職能治療生<br>Occupational<br>Therapy<br>Technician | 臨床心理師<br>Clinical<br>Psychologist | 諮商心理師<br>Counseling<br>Psychologist | 呼吸治療師<br>Respiratory<br>Therapist |
| No. of Registered Medical Personnel |   |                                    |  |                                   |                                     |                                   |
| ...                                 | ...                                     | ...                                | ...  | ...                               | ...                                 | ...                               |
| ...                                 | ...                                     | ...                                | ...  | ...                               | ...                                 | ...                               |
| ...                                 | ...                                     | ...                                | ...  | ...                               | ...                                 | ...                               |
| ...                                 | ...                                     | ...                                | ...  | ...                               | ...                                 | ...                               |
| ...                                 | ...                                     | ...                                | ...  | ...                               | ...                                 | ...                               |
| ...                                 | ...                                     | ...                                | ...  | ...                               | ...                                 | ...                               |
| 843                                 | 443                                     | ...                                | ...  | ...                               | ...                                 | ...                               |
| 1,066                               | 646                                     | 353                                | 39   | ...                               | ...                                 | ...                               |
| 1,343                               | 938                                     | 572                                | 69   | ...                               | ...                                 | ...                               |
| 1,579                               | 1,024                                   | 650                                | 58   | ...                               | ...                                 | ...                               |
| 1,704                               | 1,051                                   | 769                                | 79   | ...                               | ...                                 | ...                               |
| 1,886                               | 1,128                                   | 920                                | 117  | ...                               | ...                                 | ...                               |
| 2,106                               | 1,160                                   | 1,012                              | 129  | ...                               | ...                                 | ...                               |
| 2,196                               | 1,239                                   | 1,118                              | 151  | ...                               | ...                                 | ...                               |
| 2,297                               | 1,321                                   | 1,220                              | 173  | 336                               | 11                                  | 887                               |
| Annual Rate of Increase (%)         |   |                                    |  |                                   |                                     |                                   |
| ...                                 | ...                                     | ...                                | ...  | ...                               | ...                                 | ...                               |
| ...                                 | ...                                     | ...                                | ...  | ...                               | ...                                 | ...                               |
| ...                                 | ...                                     | ...                                | ...  | ...                               | ...                                 | ...                               |
| ...                                 | ...                                     | ...                                | ...  | ...                               | ...                                 | ...                               |
| ...                                 | ...                                     | ...                                | ...  | ...                               | ...                                 | ...                               |
| ...                                 | ...                                     | ...                                | ...  | ...                               | ...                                 | ...                               |
| 26.45                               | 45.82                                   | ...                                | ...  | ...                               | ...                                 | ...                               |
| 25.98                               | 45.20                                   | 62.04                              | 76.92  | ...                               | ...                                 | ...                               |
| 17.57                               | 9.17                                    | 13.64                              | -15.94   | ...                               | ...                                 | ...                               |
| 7.92                                | 2.64                                    | 18.31                              | 36.21  | ...                               | ...                                 | ...                               |
| 10.68                               | 7.33                                    | 19.64                              | 48.10  | ...                               | ...                                 | ...                               |
| 11.66                               | 2.84                                    | 10.00                              | 10.26  | ...                               | ...                                 | ...                               |
| 4.27                                | 6.81                                    | 10.47                              | 17.05  | ...                               | ...                                 | ...                               |
| 4.60                                | 6.62                                    | 9.12                               | 14.57  | ...                               | ...                                 | ...                               |

表 8 醫療院所醫事人員數—按縣市別分

民國九十四年底

單位：人

| 縣市別<br>Locality      | 年底人口數<br>No. of Population | 執業醫事人員數        |                 |                                      |                |
|----------------------|----------------------------|----------------|-----------------|--------------------------------------|----------------|
|                      |                            | 合計<br>Total    | 醫師<br>Physician | 中醫師<br>Doctor of Chinese<br>Medicine | 牙醫師<br>Dentist |
| <b>總計 Total</b>      | <b>22,770,383</b>          | <b>170,810</b> | <b>34,061</b>   | <b>4,596</b>                         | <b>10,140</b>  |
| 臺北市 Taipei City      | 2,616,375                  | 33,575         | 7,246           | 635                                  | 2,305          |
| 高雄市 Kaohsiung City   | 1,510,649                  | 14,721         | 2,935           | 322                                  | 886            |
| 臺北縣 Taipei County    | 3,736,677                  | 15,869         | 3,406           | 635                                  | 1,611          |
| 宜蘭縣 Ilan County      | 461,586                    | 3,303          | 548             | 55                                   | 119            |
| 桃園縣 Taoyuan County   | 1,880,316                  | 14,496         | 3,047           | 310                                  | 707            |
| 新竹縣 Hsinchu County   | 477,677                    | 2,173          | 395             | 52                                   | 113            |
| 苗栗縣 Miaoli County    | 559,944                    | 2,841          | 519             | 87                                   | 131            |
| 臺中縣 Taichung County  | 1,533,442                  | 8,956          | 1,703           | 402                                  | 563            |
| 彰化縣 Changhua County  | 1,315,826                  | 8,382          | 1,577           | 286                                  | 445            |
| 南投縣 Nantou County    | 537,168                    | 2,948          | 539             | 89                                   | 144            |
| 雲林縣 Yunlin County    | 733,330                    | 3,240          | 669             | 110                                  | 146            |
| 嘉義縣 Chiayi County    | 557,101                    | 3,300          | 563             | 51                                   | 85             |
| 臺南縣 Tainan County    | 1,106,059                  | 7,173          | 1,220           | 154                                  | 289            |
| 高雄縣 Kaohsiung County | 1,242,837                  | 8,999          | 1,704           | 217                                  | 389            |
| 屏東縣 Pingtung County  | 898,300                    | 5,860          | 990             | 119                                  | 186            |
| 臺東縣 Taitung County   | 238,943                    | 1,467          | 263             | 23                                   | 57             |
| 花蓮縣 Hualien County   | 347,298                    | 3,684          | 738             | 48                                   | 126            |
| 澎湖縣 Penghu County    | 92,489                     | 546            | 117             | 7                                    | 27             |
| 基隆市 Keelung City     | 391,727                    | 2,560          | 543             | 60                                   | 137            |
| 新竹市 Hsinchu City     | 390,692                    | 2,998          | 531             | 90                                   | 203            |
| 臺中市 Taichung City    | 1,032,778                  | 13,345         | 2,732           | 548                                  | 851            |
| 嘉義市 Chiayi City      | 271,701                    | 3,818          | 653             | 94                                   | 162            |
| 臺南市 Tainan City      | 756,859                    | 6,292          | 1,367           | 196                                  | 439            |
| 金門縣 Kinmen County    | 70,264                     | 220            | 44              | 6                                    | 16             |
| 連江縣 Lienkiang County | 10,345                     | 44             | 12              | -                                    | 3              |

**Table 8 Number of Registered Medical Personnel in Hospitals and Clinics by Locality, 2005**

Unit: Person

| Medical Personnel |                                |                                  |                                |  |  |   |
|-------------------|--------------------------------|----------------------------------|--------------------------------|--|--|---|
| 藥師<br>Pharmacist  | 藥劑生<br>Assistant<br>Pharmacist | 醫事檢驗師<br>Medical<br>Technologist | 醫事檢驗生<br>Medical<br>Technician | 醫事放射師<br>Medical<br>Radiological<br>Technologist | 醫事放射士<br>Medical<br>Radiological<br>Technician | 護理師<br>Registered<br>Professional Nurse |
| 10,065            | 2,225                          | 5,971                            | 181                            | 3,533  | 159  | 68,295                                  |
| 1,826             | 238                            | 1,346                            | 29                             | 855  | 10   | 14,192                                  |
| 1,063             | 176                            | 554                              | 10                             | 285  | 34   | 5,850                                   |
| 867               | 398                            | 373                              | 34                             | 272  | 22   | 5,249                                   |
| 134               | 13                             | 115                              | 8                              | 70   | 6  | 1,361                                   |
| 644               | 142                            | 483                              | 33                             | 300  | 13   | 6,027                                   |
| 96                | 60                             | 67                               | 8                              | 47   | 3  | 753                                     |
| 120               | 78                             | 103                              | 10                             | 55   | 3  | 959                                     |
| 618               | 212                            | 294                              | 3                              | 184  | 5  | 3,123                                   |
| 511               | 139                            | 293                              | 5                              | 146  | 6  | 3,582                                   |
| 186               | 79                             | 101                              | 3                              | 61   | -  | 1,140                                   |
| 193               | 42                             | 124                              | 4                              | 64   | 3  | 1,092                                   |
| 182               | 18                             | 138                              | 1                              | 80   | 3  | 1,692                                   |
| 416               | 63                             | 282                              | 1                              | 158  | 7  | 3,075                                   |
| 572               | 145                            | 236                              | 1                              | 159  | 16   | 3,845                                   |
| 443               | 68                             | 198                              | 2                              | 109  | 9  | 2,328                                   |
| 80                | 10                             | 59                               | 4                              | 37   | -  | 631                                     |
| 159               | 12                             | 124                              | 4                              | 70   | 4  | 1,705                                   |
| 26                | 4                              | 20                               | -                              | 6  | 3  | 158                                     |
| 129               | 43                             | 85                               | 8                              | 50   | -  | 949                                     |
| 158               | 65                             | 106                              | 4                              | 65   | 1  | 1,234                                   |
| 868               | 128                            | 516                              | 3                              | 244  | 3  | 5,655                                   |
| 265               | 26                             | 133                              | 1                              | 92   | 2  | 1,617                                   |
| 494               | 62                             | 210                              | 4                              | 115  | 6  | 2,005                                   |
| 10                | 4                              | 9                                | 1                              | 7  | -  | 63                                      |
| 5                 | -                              | 2                                | -                              | 2  | -  | 10                                      |

表 8 醫療院所醫事人員數—按縣市別分 (續)

民國九十四年底

單位：人

| 縣市別<br>Locality      | 執業醫事人員數                |  |                |                         |                  |
|----------------------|------------------------|--|----------------|-------------------------|------------------|
|                      | 護士<br>Registered Nurse | 助產師<br>Registered Professional Midwife | 助產士<br>Midwife | 鑲牙生<br>Dental Assistant | 營養師<br>Dietitian |
| <b>總計 Total</b>      | <b>24,152</b>          | -                                      | <b>219</b>     | -                       | <b>968</b>       |
| 臺北市 Taipei City      | 3,601                  | -                                      | 10             | -                       | 221              |
| 高雄市 Kaohsiung City   | 1,915                  | -                                      | 21             | -                       | 72               |
| 臺北縣 Taipei County    | 2,372                  | -                                      | 16             | -                       | 71               |
| 宜蘭縣 Ilan County      | 696                    | -                                      | 4              | -                       | 23               |
| 桃園縣 Taoyuan County   | 2,188                  | -                                      | 10             | -                       | 57               |
| 新竹縣 Hsinchu County   | 473                    | -                                      | 5              | -                       | 11               |
| 苗栗縣 Miaoli County    | 614                    | -                                      | 11             | -                       | 21               |
| 臺中縣 Taichung County  | 1,504                  | -                                      | 11             | -                       | 48               |
| 彰化縣 Changhua County  | 1,009                  | -                                      | 9              | -                       | 59               |
| 南投縣 Nantou County    | 459                    | -                                      | 8              | -                       | 17               |
| 雲林縣 Yunlin County    | 650                    | -                                      | 10             | -                       | 18               |
| 嘉義縣 Chiayi County    | 376                    | -                                      | 4              | -                       | 15               |
| 臺南縣 Tainan County    | 1,117                  | -                                      | 10             | -                       | 49               |
| 高雄縣 Kaohsiung County | 1,289                  | -                                      | 23             | -                       | 39               |
| 屏東縣 Pingtung County  | 1,143                  | -                                      | 23             | -                       | 33               |
| 臺東縣 Taitung County   | 253                    | -                                      | 7              | -                       | 10               |
| 花蓮縣 Hualien County   | 525                    | -                                      | 12             | -                       | 21               |
| 澎湖縣 Penghu County    | 132                    | -                                      | 3              | -                       | 3                |
| 基隆市 Keelung City     | 431                    | -                                      | 3              | -                       | 16               |
| 新竹市 Hsinchu City     | 416                    | -                                      | 2              | -                       | 19               |
| 臺中市 Taichung City    | 1,230                  | -                                      | 3              | -                       | 84               |
| 嘉義市 Chiayi City      | 601                    | -                                      | 8              | -                       | 28               |
| 臺南市 Tainan City      | 1,103                  | -                                      | 4              | -                       | 31               |
| 金門縣 Kinmen County    | 47                     | -                                      | 2              | -                       | 2                |
| 連江縣 Lienkiang County | 8                      | -                                      | -              | -                       | -                |

**Table 8 Number of Registered Medical Personnel in Hospitals and Clinics by Locality, 2005  
(Cont'd)**

Unit: Person

| Medical Personnel           |   |                                    |  |                                   |                                     |                                   |
|-----------------------------|---|------------------------------------|--|-----------------------------------|-------------------------------------|-----------------------------------|
| 物理治療師<br>Physical Therapist | 物理治療生<br>Physical Therapy<br>Technician | 職能治療師<br>Occupational<br>Therapist | 職能治療生<br>Occupational<br>Therapy<br>Technician | 臨床心理師<br>Clinical<br>Psychologist | 諮商心理師<br>Counseling<br>Psychologist | 呼吸治療師<br>Respiratory<br>Therapist |
| 2,297                       | 1,321                                   | 1,220                              | 173  | 336                               | 11                                  | 887                               |
| 449                         | 142                                     | 204                                | 6  | 90                                | 3                                   | 167                               |
| 211                         | 179                                     | 117                                | 25   | 24                                | -                                   | 42                                |
| 208                         | 91                                      | 107                                | 15   | 27                                | 3                                   | 92                                |
| 66                          | 39                                      | 25                                 | 3  | 4                                 | -                                   | 14                                |
| 186                         | 108                                     | 114                                | 9  | 22                                | -                                   | 96                                |
| 40                          | 22                                      | 13                                 | 1  | 5                                 | -                                   | 9                                 |
| 50                          | 39                                      | 22                                 | 2  | 5                                 | -                                   | 12                                |
| 120                         | 62                                      | 52                                 | 10   | 9                                 | -                                   | 33                                |
| 105                         | 90                                      | 44                                 | 17   | 13                                | 1                                   | 45                                |
| 38                          | 29                                      | 34                                 | 2  | 13                                | -                                   | 6                                 |
| 45                          | 25                                      | 23                                 | 4  | 8                                 | -                                   | 10                                |
| 28                          | 13                                      | 14                                 | 2  | 1                                 | -                                   | 34                                |
| 115                         | 64                                      | 87                                 | 6  | 13                                | -                                   | 47                                |
| 87                          | 90                                      | 57                                 | 27   | 18                                | -                                   | 85                                |
| 77                          | 56                                      | 32                                 | 9  | 6                                 | 1                                   | 28                                |
| 12                          | 13                                      | 5                                  | -  | 1                                 | -                                   | 2                                 |
| 44                          | 22                                      | 34                                 | 2  | 19                                | 3                                   | 12                                |
| 15                          | 21                                      | 3                                  | -  | -                                 | -                                   | 1                                 |
| 43                          | 20                                      | 19                                 | 2  | 4                                 | -                                   | 18                                |
| 36                          | 35                                      | 20                                 | 3  | 4                                 | -                                   | 6                                 |
| 186                         | 74                                      | 115                                | 13   | 26                                | -                                   | 66                                |
| 44                          | 20                                      | 27                                 | 4  | 13                                | -                                   | 28                                |
| 87                          | 63                                      | 50                                 | 11   | 11                                | -                                   | 34                                |
| 3                           | 4                                       | 2                                  | -  | -                                 | -                                   | -                                 |
| 2                           | -                                       | -                                  | -  | -                                 | -                                   | -                                 |

表 9 歷年醫療院所每萬人口醫事人員數

單位：人、%

| 年別<br>Year |      | 年底人口數<br>No. of Population | 執 業 醫 事 人 員 數 |                 |                                      |                |
|------------|------|----------------------------|---------------|-----------------|--------------------------------------|----------------|
|            |      |                            | 合計<br>Total   | 醫師<br>Physician | 中醫師<br>Doctor of Chinese<br>Medicine | 牙醫師<br>Dentist |
|            |      | 每 萬 人 口 醫 事 人 員 數          |               |                 |                                      |                |
| 80年        | 1991 | 20,605,831                 | 37.95         | 10.23           | 1.22                                 | 2.90           |
| 81年        | 1992 | 20,802,622                 | 40.09         | 10.74           | 1.26                                 | 3.10           |
| 82年        | 1993 | 20,995,416                 | 42.31         | 11.18           | 1.29                                 | 3.11           |
| 83年        | 1994 | 21,177,874                 | 44.25         | 11.54           | 1.34                                 | 3.29           |
| 84年        | 1995 | 21,357,431                 | 45.54         | 11.45           | 1.33                                 | 3.29           |
| 85年        | 1996 | 21,525,433                 | 47.39         | 11.50           | 1.32                                 | 3.37           |
| 86年        | 1997 | 21,742,815                 | 52.89         | 11.81           | 1.45                                 | 3.48           |
| 87年        | 1998 | 21,928,591                 | 55.41         | 12.35           | 1.52                                 | 3.60           |
| 88年        | 1999 | 22,092,387                 | 58.65         | 12.74           | 1.55                                 | 3.73           |
| 89年        | 2000 | 22,276,672                 | 61.14         | 13.25           | 1.64                                 | 3.86           |
| 90年        | 2001 | 22,405,568                 | 63.35         | 13.63           | 1.74                                 | 3.99           |
| 91年        | 2002 | 22,520,776                 | 66.73         | 13.99           | 1.79                                 | 4.09           |
| 92年        | 2003 | 22,604,550                 | 69.63         | 14.32           | 1.88                                 | 4.23           |
| 93年        | 2004 | 22,689,122                 | 72.80         | 14.69           | 2.01                                 | 4.35           |
| 94年        | 2005 | 22,770,383                 | 75.01         | 14.96           | 2.02                                 | 4.45           |
|            |      | 年 增 率 (%)                  |               |                 |                                      |                |
| 81年        | 1992 | 0.96                       | 5.65          | 5.02            | 3.07                                 | 6.86           |
| 82年        | 1993 | 0.93                       | 5.54          | 4.10            | 2.30                                 | 0.50           |
| 83年        | 1994 | 0.87                       | 4.59          | 3.22            | 3.98                                 | 5.70           |
| 84年        | 1995 | 0.85                       | 2.90          | -0.80           | -0.67                                | -0.09          |
| 85年        | 1996 | 0.79                       | 4.07          | 0.41            | -0.75                                | 2.44           |
| 86年        | 1997 | 1.01                       | 11.59         | 2.72            | 9.60                                 | 3.35           |
| 87年        | 1998 | 0.85                       | 4.78          | 4.54            | 5.37                                 | 3.43           |
| 88年        | 1999 | 0.75                       | 5.84          | 3.21            | 1.93                                 | 3.53           |
| 89年        | 2000 | 0.83                       | 4.24          | 4.01            | 5.45                                 | 3.47           |
| 90年        | 2001 | 0.58                       | 3.62          | 2.83            | 6.24                                 | 3.44           |
| 91年        | 2002 | 0.51                       | 5.34          | 2.67            | 3.14                                 | 2.40           |
| 92年        | 2003 | 0.37                       | 4.34          | 2.33            | 4.73                                 | 3.36           |
| 93年        | 2004 | 0.37                       | 4.56          | 2.59            | 7.20                                 | 2.93           |
| 94年        | 2005 | 0.36                       | 3.04          | 1.83            | 0.21                                 | 2.39           |



**Table 9 Number of Registered Medical Personnel per 10,000 Population in Hospitals and Clinics, 1991-2005**

Unit: Person、%

| Medical Personnel   |                                |                                  |                                |  |  |   |
|---|--------------------------------|----------------------------------|--------------------------------|--|--|---|
| 藥師<br>Pharmacist  | 藥劑生<br>Assistant<br>Pharmacist | 醫事檢驗師<br>Medical<br>Technologist | 醫事檢驗生<br>Medical<br>Technician | 醫事放射師<br>Medical<br>Radiological<br>Technologist | 醫事放射士<br>Medical<br>Radiological<br>Technician | 護理師<br>Registered<br>Professional Nurse |
| No. of Registered Medical Personnel per 10,000 Population |                                |                                  |                                |  |  |   |
| 1.51  | 0.28                           | 1.29                             | 0.15                           | 0.73   |  | 7.00                                    |
| 1.60  | 0.29                           | 1.37                             | 0.16                           | 0.81   |  | 7.46                                    |
| 1.81  | 0.27                           | 1.47                             | 0.15                           | 0.79   |  | 8.64                                    |
| 1.80  | 0.26                           | 1.57                             | 0.14                           | 0.80   |  | 9.97                                    |
| 1.88  | 0.25                           | 1.66                             | 0.13                           | 0.84   |  | 11.51                                   |
| 2.01  | 0.24                           | 1.77                             | 0.12                           | 0.67   |  | 13.43                                   |
| 2.54  | 0.51                           | 1.96                             | 0.12                           | 1.04   |  | 15.06                                   |
| 3.25  | 1.00                           | 2.02                             | 0.11                           | 1.11   |  | 16.31                                   |
| 3.60  | 1.16                           | 2.23                             | 0.11                           | 1.13   |  | 18.91                                   |
| 3.84  | 1.20                           | 2.29                             | 0.11                           | 1.16   | 0.08   | 19.14                                   |
| 4.03  | 1.19                           | 2.35                             | 0.09                           | 1.25   | 0.09   | 21.99                                   |
| 4.09  | 1.05                           | 2.43                             | 0.08                           | 1.35   | 0.08   | 23.58                                   |
| 4.23  | 1.03                           | 2.53                             | 0.10                           | 1.41   | 0.08   | 25.56                                   |
| 4.32  | 1.00                           | 2.54                             | 0.10                           | 1.47   | 0.08   | 27.88                                   |
| 4.42  | 0.98                           | 2.62                             | 0.08                           | 1.55   | 0.07   | 29.99                                   |
| Annual Rate of Increase (%)                               |                                |                                  |                                |  |  |   |
| 5.90  | 3.44                           | 5.70                             | 6.63                           | 11.60  |  | 6.69                                    |
| 13.23   | -9.16                          | 7.30                             | -8.54                          | -2.68  |  | 15.74                                   |
| -0.81   | -4.04                          | 7.18                             | -2.45                          | 1.17   |  | 15.42                                   |
| 4.40  | -3.76                          | 5.59                             | -12.47                         | 4.95   |  | 15.40                                   |
| 7.32  | -2.66                          | 6.77                             | -2.24                          | -19.82   |  | 16.75                                   |
| 26.10   | 110.42                         | 10.54                            | -2.85                          | 54.75  |  | 12.08                                   |
| 27.99   | 97.32                          | 2.76                             | -4.63                          | 6.81   |  | 8.33                                    |
| 10.98   | 15.75                          | 10.49                            | -0.74                          | 1.66   |  | 15.91                                   |
| 6.61  | 3.60                           | 2.92                             | -5.16                          | ...  | ...  | 1.20                                    |
| 4.98  | -0.65                          | 2.52                             | -15.84                         | 7.71   | 13.87  | 14.93                                   |
| 1.37  | -11.63                         | 3.59                             | -7.83                          | 8.49   | -11.67   | 7.23                                    |
| 3.46  | -1.80                          | 4.12                             | 20.19                          | 3.91   | 2.37   | 8.40                                    |
| 2.19  | -2.72                          | 0.11                             | -5.18                          | 4.51   | -5.17  | 9.07                                    |
| 2.23  | -2.76                          | 3.37                             | -16.89                         | 5.53   | -10.99   | 7.57                                    |

表 9 歷年醫療院所每萬人口醫事人員數 (續)

單位：人、%

| 年別<br>Year |      | 執 業 醫 事 人 員 數           |  |                |                         |                  |
|------------|------|-------------------------|--|----------------|-------------------------|------------------|
|            |      | 護 士<br>Registered Nurse | 助產師<br>Registered Professional Midwife | 助產士<br>Midwife | 鑲牙生<br>Dental Assistant | 營養師<br>Dietitian |
|            |      | 每 萬 人 口 醫 事 人 員 數       |  |                |                         |                  |
| 80年        | 1991 | 12.01                   | ...                                    | 0.62           | 0.00                    | ...              |
| 81年        | 1992 | 12.82                   | ...                                    | 0.47           | 0.00                    | ...              |
| 82年        | 1993 | 13.29                   | ...                                    | 0.31           | 0.00                    | ...              |
| 83年        | 1994 | 13.25                   | ...                                    | 0.29           | 0.00                    | ...              |
| 84年        | 1995 | 12.79                   | ...                                    | 0.29           | 0.00                    | 0.14             |
| 85年        | 1996 | 12.57                   | ...                                    | 0.25           | -                       | 0.13             |
| 86年        | 1997 | 13.87                   | ...                                    | 0.22           | -                       | 0.24             |
| 87年        | 1998 | 12.72                   | ...                                    | 0.21           | -                       | 0.25             |
| 88年        | 1999 | 11.68                   | ...                                    | 0.19           | 0.00                    | 0.28             |
| 89年        | 2000 | 12.62                   | ...                                    | 0.16           | 0.00                    | 0.31             |
| 90年        | 2001 | 10.92                   | ...                                    | 0.14           | 0.00                    | 0.32             |
| 91年        | 2002 | 11.91                   | ...                                    | 0.13           | 0.00                    | 0.35             |
| 92年        | 2003 | 11.81                   | ...                                    | 0.12           | -                       | 0.37             |
| 93年        | 2004 | 11.77                   | ...                                    | 0.11           | -                       | 0.40             |
| 94年        | 2005 | 10.61                   | -                                      | 0.10           | -                       | 0.43             |
|            |      | 年 增 率    (%)            |  |                |                         |                  |
| 81年        | 1992 | 6.72                    | ...                                    | -24.03         | -25.71                  | ...              |
| 82年        | 1993 | 3.69                    | ...                                    | -33.95         | 65.14                   | ...              |
| 83年        | 1994 | -0.29                   | ...                                    | -7.99          | -70.26                  | ...              |
| 84年        | 1995 | -3.51                   | ...                                    | 0.30           | -0.84                   | ...              |
| 85年        | 1996 | -1.73                   | ...                                    | -13.71         | ...                     | -3.78            |
| 86年        | 1997 | 10.42                   | ...                                    | -10.64         | ...                     | 75.05            |
| 87年        | 1998 | -8.32                   | ...                                    | -5.37          | ...                     | 6.72             |
| 88年        | 1999 | -8.15                   | ...                                    | -7.65          | ...                     | 12.07            |
| 89年        | 2000 | 8.01                    | ...                                    | -19.13         | -33.88                  | 10.51            |
| 90年        | 2001 | -13.45                  | ...                                    | -11.40         | 49.14                   | 4.02             |
| 91年        | 2002 | 9.02                    | ...                                    | -9.15          | -33.67                  | 7.60             |
| 92年        | 2003 | -0.79                   | ...                                    | -4.93          | ...                     | 5.99             |
| 93年        | 2004 | -0.39                   | ...                                    | -4.42          | ...                     | 8.00             |
| 94年        | 2005 | -9.87                   | ...                                    | -16.07         | ...                     | 6.82             |

**Table 9 Number of Registered Medical Personnel per 10,000 Population in Hospitals and Clinics, 1991-2005 (Cont'd)**

Unit: Person、%

| Medical Personnel   |   |                                    |  |                                   |                                     |                                   |
|---|---|------------------------------------|--|-----------------------------------|-------------------------------------|-----------------------------------|
| 物理治療師<br>Physical Therapist                               | 物理治療生<br>Physical Therapy<br>Technician | 職能治療師<br>Occupational<br>Therapist | 職能治療生<br>Occupational<br>Therapy<br>Technician | 臨床心理師<br>Clinical<br>Psychologist | 諮商心理師<br>Counseling<br>Psychologist | 呼吸治療師<br>Respiratory<br>Therapist |
| No. of Registered Medical Personnel per 10,000 Population |   |                                    |  |                                   |                                     |                                   |
| ...   | ...                                     | ...                                | ...  | ...                               | ...                                 | ...                               |
| ...   | ...                                     | ...                                | ...  | ...                               | ...                                 | ...                               |
| ...   | ...                                     | ...                                | ...  | ...                               | ...                                 | ...                               |
| ...   | ...                                     | ...                                | ...  | ...                               | ...                                 | ...                               |
| ...   | ...                                     | ...                                | ...  | ...                               | ...                                 | ...                               |
| ...   | ...                                     | ...                                | ...  | ...                               | ...                                 | ...                               |
| 0.39  | 0.20                                    | ...                                | ...  | ...                               | ...                                 | ...                               |
| 0.49  | 0.29                                    | 0.16                               | 0.02   | ...                               | ...                                 | ...                               |
| 0.61  | 0.42                                    | 0.26                               | 0.03   | ...                               | ...                                 | ...                               |
| 0.71  | 0.46                                    | 0.29                               | 0.03   | ...                               | ...                                 | ...                               |
| 0.76  | 0.47                                    | 0.34                               | 0.04   | ...                               | ...                                 | ...                               |
| 0.84  | 0.50                                    | 0.41                               | 0.05   | ...                               | ...                                 | ...                               |
| 0.93  | 0.51                                    | 0.45                               | 0.06   | ...                               | ...                                 | ...                               |
| 0.97  | 0.55                                    | 0.49                               | 0.07   | ...                               | ...                                 | ...                               |
| 1.01  | 0.58                                    | 0.54                               | 0.08   | 0.15                              | 0.00                                | 0.39                              |
| Annual Rate of Increase (%)                               |   |                                    |  |                                   |                                     |                                   |
| ...   | ...                                     | ...                                | ...  | ...                               | ...                                 | ...                               |
| ...   | ...                                     | ...                                | ...  | ...                               | ...                                 | ...                               |
| ...   | ...                                     | ...                                | ...  | ...                               | ...                                 | ...                               |
| ...   | ...                                     | ...                                | ...  | ...                               | ...                                 | ...                               |
| ...   | ...                                     | ...                                | ...  | ...                               | ...                                 | ...                               |
| ...   | ...                                     | ...                                | ...  | ...                               | ...                                 | ...                               |
| 25.38   | 44.59                                   | ...                                | ...  | ...                               | ...                                 | ...                               |
| 25.05   | 44.12                                   | 60.84                              | 75.61  | ...                               | ...                                 | ...                               |
| 16.60   | 8.27                                    | 12.70                              | -16.64   | ...                               | ...                                 | ...                               |
| 7.30  | 2.05                                    | 17.63                              | 35.42  | ...                               | ...                                 | ...                               |
| 10.11   | 6.78                                    | 19.02                              | 47.34  | ...                               | ...                                 | ...                               |
| 11.25   | 2.46                                    | 9.59                               | 9.85   | ...                               | ...                                 | ...                               |
| 3.88  | 6.41                                    | 10.06                              | 16.62  | ...                               | ...                                 | ...                               |
| 4.23  | 6.24                                    | 8.73                               | 14.16  | ...                               | ...                                 | ...                               |

表 10 醫療院所每萬人口醫事人員數—按縣市別分

民國九十四年底

單位：人

| 縣市別<br>Locality      | 年底人口數<br>No. of Population | 執業醫事人員數      |                 |                                      |                |
|----------------------|----------------------------|--------------|-----------------|--------------------------------------|----------------|
|                      |                            | 合計<br>Total  | 醫師<br>Physician | 中醫師<br>Doctor of Chinese<br>Medicine | 牙醫師<br>Dentist |
| <b>總計 Total</b>      | <b>22,770,383</b>          | <b>75.01</b> | <b>14.96</b>    | <b>2.02</b>                          | <b>4.45</b>    |
| 臺北市 Taipei City      | 2,616,375                  | 128.33       | 27.69           | 2.43                                 | 8.81           |
| 高雄市 Kaohsiung City   | 1,510,649                  | 97.45        | 19.43           | 2.13                                 | 5.87           |
| 臺北縣 Taipei County    | 3,736,677                  | 42.47        | 9.12            | 1.70                                 | 4.31           |
| 宜蘭縣 Ilan County      | 461,586                    | 71.56        | 11.87           | 1.19                                 | 2.58           |
| 桃園縣 Taoyuan County   | 1,880,316                  | 77.09        | 16.20           | 1.65                                 | 3.76           |
| 新竹縣 Hsinchu County   | 477,677                    | 45.49        | 8.27            | 1.09                                 | 2.37           |
| 苗栗縣 Miaoli County    | 559,944                    | 50.74        | 9.27            | 1.55                                 | 2.34           |
| 臺中縣 Taichung County  | 1,533,442                  | 58.40        | 11.11           | 2.62                                 | 3.67           |
| 彰化縣 Changhua County  | 1,315,826                  | 63.70        | 11.98           | 2.17                                 | 3.38           |
| 南投縣 Nantou County    | 537,168                    | 54.88        | 10.03           | 1.66                                 | 2.68           |
| 雲林縣 Yunlin County    | 733,330                    | 44.18        | 9.12            | 1.50                                 | 1.99           |
| 嘉義縣 Chiayi County    | 557,101                    | 59.24        | 10.11           | 0.92                                 | 1.53           |
| 臺南縣 Tainan County    | 1,106,059                  | 64.85        | 11.03           | 1.39                                 | 2.61           |
| 高雄縣 Kaohsiung County | 1,242,837                  | 72.41        | 13.71           | 1.75                                 | 3.13           |
| 屏東縣 Pingtung County  | 898,300                    | 65.23        | 11.02           | 1.32                                 | 2.07           |
| 臺東縣 Taitung County   | 238,943                    | 61.40        | 11.01           | 0.96                                 | 2.39           |
| 花蓮縣 Hualien County   | 347,298                    | 106.08       | 21.25           | 1.38                                 | 3.63           |
| 澎湖縣 Penghu County    | 92,489                     | 59.03        | 12.65           | 0.76                                 | 2.92           |
| 基隆市 Keelung City     | 391,727                    | 65.35        | 13.86           | 1.53                                 | 3.50           |
| 新竹市 Hsinchu City     | 390,692                    | 76.74        | 13.59           | 2.30                                 | 5.20           |
| 臺中市 Taichung City    | 1,032,778                  | 129.21       | 26.45           | 5.31                                 | 8.24           |
| 嘉義市 Chiayi City      | 271,701                    | 140.52       | 24.03           | 3.46                                 | 5.96           |
| 臺南市 Tainan City      | 756,859                    | 83.13        | 18.06           | 2.59                                 | 5.80           |
| 金門縣 Kinmen County    | 70,264                     | 31.31        | 6.26            | 0.85                                 | 2.28           |
| 連江縣 Lienkiang County | 10,345                     | 42.53        | 11.60           | -                                    | 2.90           |

**Table 10 Number of Registered Medical Personnel in Hospitals and Clinics per 10,000  
Population by Locality, 2005**

Unit: Person

| Medical Personnel |                                |                                  |                                |  |  |   |
|-------------------|--------------------------------|----------------------------------|--------------------------------|--|--|---|
| 藥師<br>Pharmacist  | 藥劑生<br>Assistant<br>Pharmacist | 醫事檢驗師<br>Medical<br>Technologist | 醫事檢驗生<br>Medical<br>Technician | 醫事放射師<br>Medical<br>Radiological<br>Technologist | 醫事放射士<br>Medical<br>Radiological<br>Technician | 護理師<br>Registered<br>Professional Nurse |
| 4.42              | 0.98                           | 2.62                             | 0.08                           | 1.55   | 0.07   | 29.99                                   |
| 6.98              | 0.91                           | 5.14                             | 0.11                           | 3.27   | 0.04   | 54.24                                   |
| 7.04              | 1.17                           | 3.67                             | 0.07                           | 1.89   | 0.23   | 38.73                                   |
| 2.32              | 1.07                           | 1.00                             | 0.09                           | 0.73   | 0.06   | 14.05                                   |
| 2.90              | 0.28                           | 2.49                             | 0.17                           | 1.52   | 0.13   | 29.49                                   |
| 3.42              | 0.76                           | 2.57                             | 0.18                           | 1.60   | 0.07   | 32.05                                   |
| 2.01              | 1.26                           | 1.40                             | 0.17                           | 0.98   | 0.06   | 15.76                                   |
| 2.14              | 1.39                           | 1.84                             | 0.18                           | 0.98   | 0.05   | 17.13                                   |
| 4.03              | 1.38                           | 1.92                             | 0.02                           | 1.20   | 0.03   | 20.37                                   |
| 3.88              | 1.06                           | 2.23                             | 0.04                           | 1.11   | 0.05   | 27.22                                   |
| 3.46              | 1.47                           | 1.88                             | 0.06                           | 1.14   | -  | 21.22                                   |
| 2.63              | 0.57                           | 1.69                             | 0.05                           | 0.87   | 0.04   | 14.89                                   |
| 3.27              | 0.32                           | 2.48                             | 0.02                           | 1.44   | 0.05   | 30.37                                   |
| 3.76              | 0.57                           | 2.55                             | 0.01                           | 1.43   | 0.06   | 27.80                                   |
| 4.60              | 1.17                           | 1.90                             | 0.01                           | 1.28   | 0.13   | 30.94                                   |
| 4.93              | 0.76                           | 2.20                             | 0.02                           | 1.21   | 0.10   | 25.92                                   |
| 3.35              | 0.42                           | 2.47                             | 0.17                           | 1.55   | -  | 26.41                                   |
| 4.58              | 0.35                           | 3.57                             | 0.12                           | 2.02   | 0.12   | 49.09                                   |
| 2.81              | 0.43                           | 2.16                             | -                              | 0.65   | 0.32   | 17.08                                   |
| 3.29              | 1.10                           | 2.17                             | 0.20                           | 1.28   | -  | 24.23                                   |
| 4.04              | 1.66                           | 2.71                             | 0.10                           | 1.66   | 0.03   | 31.58                                   |
| 8.40              | 1.24                           | 5.00                             | 0.03                           | 2.36   | 0.03   | 54.76                                   |
| 9.75              | 0.96                           | 4.90                             | 0.04                           | 3.39   | 0.07   | 59.51                                   |
| 6.53              | 0.82                           | 2.77                             | 0.05                           | 1.52   | 0.08   | 26.49                                   |
| 1.42              | 0.57                           | 1.28                             | 0.14                           | 1.00   | -  | 8.97                                    |
| 4.83              | -                              | 1.93                             | -                              | 1.93   | -  | 9.67                                    |

表 10 醫療院所每萬人口醫事人員數—按縣市別分 (續)

民國九十四年底

單位：人

| 縣市別<br>Locality      | 執業醫事人員數                |  |                |                         |                  |
|----------------------|------------------------|--|----------------|-------------------------|------------------|
|                      | 護士<br>Registered Nurse | 助產師<br>Registered Professional Midwife | 助產士<br>Midwife | 鑲牙生<br>Dental Assistant | 營養師<br>Dietitian |
| <b>總計 Total</b>      | <b>10.61</b>           | -                                      | <b>0.10</b>    | -                       | <b>0.43</b>      |
| 臺北市 Taipei City      | 13.76                  | -                                      | 0.04           | -                       | 0.84             |
| 高雄市 Kaohsiung City   | 12.68                  | -                                      | 0.14           | -                       | 0.48             |
| 臺北縣 Taipei County    | 6.35                   | -                                      | 0.04           | -                       | 0.19             |
| 宜蘭縣 Ilan County      | 15.08                  | -                                      | 0.09           | -                       | 0.50             |
| 桃園縣 Taoyuan County   | 11.64                  | -                                      | 0.05           | -                       | 0.30             |
| 新竹縣 Hsinchu County   | 9.90                   | -                                      | 0.10           | -                       | 0.23             |
| 苗栗縣 Miaoli County    | 10.97                  | -                                      | 0.20           | -                       | 0.38             |
| 臺中縣 Taichung County  | 9.81                   | -                                      | 0.07           | -                       | 0.31             |
| 彰化縣 Changhua County  | 7.67                   | -                                      | 0.07           | -                       | 0.45             |
| 南投縣 Nantou County    | 8.54                   | -                                      | 0.15           | -                       | 0.32             |
| 雲林縣 Yunlin County    | 8.86                   | -                                      | 0.14           | -                       | 0.25             |
| 嘉義縣 Chiayi County    | 6.75                   | -                                      | 0.07           | -                       | 0.27             |
| 臺南縣 Tainan County    | 10.10                  | -                                      | 0.09           | -                       | 0.44             |
| 高雄縣 Kaohsiung County | 10.37                  | -                                      | 0.19           | -                       | 0.31             |
| 屏東縣 Pingtung County  | 12.72                  | -                                      | 0.26           | -                       | 0.37             |
| 臺東縣 Taitung County   | 10.59                  | -                                      | 0.29           | -                       | 0.42             |
| 花蓮縣 Hualien County   | 15.12                  | -                                      | 0.35           | -                       | 0.60             |
| 澎湖縣 Penghu County    | 14.27                  | -                                      | 0.32           | -                       | 0.32             |
| 基隆市 Keelung City     | 11.00                  | -                                      | 0.08           | -                       | 0.41             |
| 新竹市 Hsinchu City     | 10.65                  | -                                      | 0.05           | -                       | 0.49             |
| 臺中市 Taichung City    | 11.91                  | -                                      | 0.03           | -                       | 0.81             |
| 嘉義市 Chiayi City      | 22.12                  | -                                      | 0.29           | -                       | 1.03             |
| 臺南市 Tainan City      | 14.57                  | -                                      | 0.05           | -                       | 0.41             |
| 金門縣 Kinmen County    | 6.69                   | -                                      | 0.28           | -                       | 0.28             |
| 連江縣 Lienkiang County | 7.73                   | -                                      | -              | -                       | -                |

**Table 10 Number of Registered Medical Personnel in Hospitals and Clinics per 10,000  
Population by Locality, 2005 (Cont'd)**

Unit: Person

| Medical Personnel              |   |                                    |  |                                   |                                     |                                   |
|--------------------------------|---|------------------------------------|--|-----------------------------------|-------------------------------------|-----------------------------------|
| 物理治療師<br>Physical<br>Therapist | 物理治療生<br>Physical Therapy<br>Technician | 職能治療師<br>Occupational<br>Therapist | 職能治療生<br>Occupational<br>Therapy<br>Technician | 臨床心理師<br>Clinical<br>Psychologist | 諮商心理師<br>Counseling<br>Psychologist | 呼吸治療師<br>Respiratory<br>Therapist |
| <b>1.01</b>                    | <b>0.58</b>                             | <b>0.54</b>                        | <b>0.08</b>                                    | <b>0.15</b>                       | <b>0.00</b>                         | <b>0.39</b>                       |
| 1.72                           | 0.54                                    | 0.78                               | 0.02   | 0.34                              | 0.01                                | 0.64                              |
| 1.40                           | 1.18                                    | 0.77                               | 0.17   | 0.16                              | -                                   | 0.28                              |
| 0.56                           | 0.24                                    | 0.29                               | 0.04   | 0.07                              | 0.01                                | 0.25                              |
| 1.43                           | 0.84                                    | 0.54                               | 0.06   | 0.09                              | -                                   | 0.30                              |
| 0.99                           | 0.57                                    | 0.61                               | 0.05   | 0.12                              | -                                   | 0.51                              |
| 0.84                           | 0.46                                    | 0.27                               | 0.02   | 0.10                              | -                                   | 0.19                              |
| 0.89                           | 0.70                                    | 0.39                               | 0.04   | 0.09                              | -                                   | 0.21                              |
| 0.78                           | 0.40                                    | 0.34                               | 0.07   | 0.06                              | -                                   | 0.22                              |
| 0.80                           | 0.68                                    | 0.33                               | 0.13   | 0.10                              | 0.01                                | 0.34                              |
| 0.71                           | 0.54                                    | 0.63                               | 0.04   | 0.24                              | -                                   | 0.11                              |
| 0.61                           | 0.34                                    | 0.31                               | 0.05   | 0.11                              | -                                   | 0.14                              |
| 0.50                           | 0.23                                    | 0.25                               | 0.04   | 0.02                              | -                                   | 0.61                              |
| 1.04                           | 0.58                                    | 0.79                               | 0.05   | 0.12                              | -                                   | 0.42                              |
| 0.70                           | 0.72                                    | 0.46                               | 0.22   | 0.14                              | -                                   | 0.68                              |
| 0.86                           | 0.62                                    | 0.36                               | 0.10   | 0.07                              | 0.01                                | 0.31                              |
| 0.50                           | 0.54                                    | 0.21                               | -  | 0.04                              | -                                   | 0.08                              |
| 1.27                           | 0.63                                    | 0.98                               | 0.06   | 0.55                              | 0.09                                | 0.35                              |
| 1.62                           | 2.27                                    | 0.32                               | -  | -                                 | -                                   | 0.11                              |
| 1.10                           | 0.51                                    | 0.49                               | 0.05   | 0.10                              | -                                   | 0.46                              |
| 0.92                           | 0.90                                    | 0.51                               | 0.08   | 0.10                              | -                                   | 0.15                              |
| 1.80                           | 0.72                                    | 1.11                               | 0.13   | 0.25                              | -                                   | 0.64                              |
| 1.62                           | 0.74                                    | 0.99                               | 0.15   | 0.48                              | -                                   | 1.03                              |
| 1.15                           | 0.83                                    | 0.66                               | 0.15   | 0.15                              | -                                   | 0.45                              |
| 0.43                           | 0.57                                    | 0.28                               | -  | -                                 | -                                   | -                                 |
| 1.93                           | -                                       | -                                  | -  | -                                 | -                                   | -                                 |



表 11 歷年護產機構及精神復健機構家數

單位：家、%

| 年別 Year |      | 護 產 機 構      |                   |   |   |                        |   |  |
|---------|------|--------------|-------------------|---|---|------------------------|---|--|
|         |      | 總 計<br>Total | 護理之家 Nursing Home |   |   | 居家護理 Home Nursing Care |   |  |
|         |      |              | 合 計<br>Subtotal   | 醫療院所附設<br>Affiliated with<br>Hosps. or<br>Clinics | 獨立型護理<br>之家<br>Free-<br>Standing<br>Nursing<br>Home | 合 計<br>Subtotal        | 醫療院所附設<br>Affiliated with<br>Hosps. or<br>Clinics | 獨立型居家<br>護理<br>Home<br>Nursing<br>Care |
|         |      | 家 數          |                   |   |   |                        |   |  |
| 80年     | 1991 | ...          | ...               | ...   | ...   | ...                    | ...   | ...                                    |
| 81年     | 1992 | ...          | ...               | ...   | ...   | ...                    | ...   | ...                                    |
| 82年     | 1993 | ...          | ...               | ...   | ...   | ...                    | ...   | ...                                    |
| 83年     | 1994 | 307          | 8                 | ...   | ...   | 51                     | ...   | ...                                    |
| 84年     | 1995 | 304          | 10                | 5   | 5   | 91                     | 81  | 10                                     |
| 85年     | 1996 | 340          | 19                | 12  | 7   | 120                    | 107   | 13                                     |
| 86年     | 1997 | 421          | 28                | 15  | 13  | 158                    | 138   | 20                                     |
| 87年     | 1998 | 460          | 62                | 34  | 28  | 195                    | 174   | 21                                     |
| 88年     | 1999 | 563          | 117               | 64  | 53  | 252                    | 220   | 32                                     |
| 89年     | 2000 | 689          | 167               | 101   | 66  | 303                    | 261   | 42                                     |
| 90年     | 2001 | 793          | 209               | 123   | 86  | 347                    | 296   | 51                                     |
| 91年     | 2002 | 882          | 229               | 132   | 97  | 404                    | 340   | 64                                     |
| 92年     | 2003 | 908          | 240               | 137   | 103   | 423                    | 353   | 70                                     |
| 93年     | 2004 | 947          | 252               | 142   | 110   | 452                    | 369   | 83                                     |
| 94年     | 2005 | 988          | 282               | 150   | 132   | 485                    | 380   | 105                                    |
|         |      | 年 增 率 (%)    |                   |   |   |                        |   |  |
| 81年     | 1992 | ...          | ...               | ...   | ...   | ...                    | ...   | ...                                    |
| 82年     | 1993 | ...          | ...               | ...   | ...   | ...                    | ...   | ...                                    |
| 83年     | 1994 | ...          | ...               | ...   | ...   | ...                    | ...   | ...                                    |
| 84年     | 1995 | -0.98        | 25.00             | ...   | ...   | 78.43                  | ...   | ...                                    |
| 85年     | 1996 | 11.84        | 90.00             | 140.00  | 40.00   | 31.87                  | 32.10   | 30.00                                  |
| 86年     | 1997 | 23.82        | 47.37             | 25.00   | 85.71   | 31.67                  | 28.97   | 53.85                                  |
| 87年     | 1998 | 9.26         | 121.43            | 126.67  | 115.38  | 23.42                  | 26.09   | 5.00                                   |
| 88年     | 1999 | 22.39        | 88.71             | 88.24   | 89.29   | 29.23                  | 26.44   | 52.38                                  |
| 89年     | 2000 | 22.38        | 42.74             | 57.81   | 24.53   | 20.24                  | 18.64   | 31.25                                  |
| 90年     | 2001 | 15.09        | 25.15             | 21.78   | 30.30   | 14.52                  | 13.41   | 21.43                                  |
| 91年     | 2002 | 11.22        | 9.57              | 7.32  | 12.79   | 16.43                  | 14.86   | 25.49                                  |
| 92年     | 2003 | 2.95         | 4.80              | 3.79  | 6.19  | 4.70                   | 3.82  | 9.38                                   |
| 93年     | 2004 | 4.30         | 5.00              | 3.65  | 6.80  | 6.86                   | 4.53  | 18.57                                  |
| 94年     | 2005 | 4.33         | 11.90             | 5.63  | 20.00   | 7.30                   | 2.98  | 26.51                                  |

**Table 11 Number of Nursing Institutions & Institute for Psychiatric Rehabilitation, 1991-2005**

Unit: No.、%

| Nursing Institutions                     |   |  |                 |   |                     |  |
|--|---|--|-----------------|---|---------------------|--|
| 產後護理 Puerperium and Neonatal Care Center |   |  | 日間照護 Day Care   |   |                     | 助產所<br>Midwife's Office-<br>Midwifery Work |
| 合 計<br>Subtotal                          | 醫療院所附設<br>Affiliated with<br>Hosps. or<br>Clinics | 獨立型產後護理<br>Puerperium and<br>Neonatal Care<br>Center | 合 計<br>Subtotal | 醫療院所附設<br>Affiliated with<br>Hosps. or<br>Clinics | 獨立型日間照護<br>Day Care |  |
| No. of Institutions                      |   |  |                 |   |                     |  |
| ...                                      | ...   | ...  | ...             | ...   | ...                 | ...  |
| ...                                      | ...   | ...  | ...             | ...   | ...                 | ...  |
| ...                                      | ...   | ...  | ...             | ...   | ...                 | ...  |
| 1  | ...   | ...  | ...             | ...   | ...                 | 247  |
| 1  | 1   | ...  | ...             | ...   | ...                 | 202  |
| 3  | 2   | 1  | ...             | ...   | ...                 | 198  |
| 4  | 2   | 2  | 10              | ...   | ...                 | 221  |
| 5  | 4   | 1  | 17              | ...   | ...                 | 181  |
| 8  | 7   | 1  | 14              | 13  | 1                   | 172  |
| 11                                       | 9   | 2  | 18              | 16  | 2                   | 190  |
| 23                                       | 17  | 6  | 26              | 23  | 3                   | 188  |
| 29                                       | 16  | 13   | 31              | 25  | 6                   | 189  |
| 33                                       | 19  | 14   | 25              | 20  | 5                   | 187  |
| 33                                       | 18  | 15   | 27              | 20  | 7                   | 183  |
| 39                                       | 19  | 20   | 19              | 15  | 4                   | 163  |
| Annual Rate of Increase (%)              |   |  |                 |   |                     |  |
| ...                                      | ...   | ...  | ...             | ...   | ...                 | ...  |
| ...                                      | ...   | ...  | ...             | ...   | ...                 | ...  |
| ...                                      | ...   | ...  | ...             | ...   | ...                 | ...  |
| -  | ...   | ...  | ...             | ...   | ...                 | -18.22                                     |
| 200.00                                   | 100.00  | ...  | ...             | ...   | ...                 | -1.98                                      |
| 33.33                                    | -   | 100.00   | ...             | ...   | ...                 | 11.62                                      |
| 25.00                                    | 100.00  | -50.00   | 70.00           | ...   | ...                 | -18.10                                     |
| 60.00                                    | 75.00   | -  | -17.65          | ...   | ...                 | -4.97                                      |
| 37.50                                    | 28.57   | 100.00   | 28.57           | 23.08   | 100.00              | 10.47                                      |
| 109.09                                   | 88.89   | 200.00   | 44.44           | 43.75   | 50.00               | -1.05                                      |
| 26.09                                    | -5.88   | 116.67   | 19.23           | 8.70  | 100.00              | 0.53                                       |
| 13.79                                    | 18.75   | 7.69   | -19.35          | -20.00  | -16.67              | -1.06                                      |
| -  | -5.26   | 7.14   | 8.00            | -   | 40.00               | -2.14                                      |
| 18.18                                    | 5.56  | 33.33  | -29.63          | -25.00  | -42.86              | -10.93                                     |

表 11 歷年護產機構及精神復健機構家數 (續)

單位：家、%

| 年別 Year |      | 其 他             |   |  |   |                                   |
|---------|------|-----------------|---|--|---|-----------------------------------|
|         |      | 合 計<br>Subtotal | 學校醫務室—<br>校護<br>School Health<br>Center | 事業單位醫務室<br>—廠護<br>Worksites Health<br>Center | 社會福利機構<br>Social Welfare<br>Institution | 機關醫務室<br>Health Room of<br>Office |
|         |      | 家 數             |   |  |   |                                   |
| 80年     | 1991 | ...             | ...                                     | ...  | ...                                     | ...                               |
| 81年     | 1992 | ...             | ...                                     | ...  | ...                                     | ...                               |
| 82年     | 1993 | ...             | ...                                     | ...  | ...                                     | ...                               |
| 83年     | 1994 | 3,572           | 2,412                                   | 262  | ...                                     | ...                               |
| 84年     | 1995 | 3,792           | 2,556                                   | 312  | 24                                      | 100                               |
| 85年     | 1996 | 4,174           | 2,860                                   | 302  | 46                                      | 162                               |
| 86年     | 1997 | 4,315           | 2,962                                   | 292  | 55                                      | 136                               |
| 87年     | 1998 | 4,435           | 2,956                                   | 375  | 113                                     | 147                               |
| 88年     | 1999 | 4,484           | 3,025                                   | 420  | 201                                     | 148                               |
| 89年     | 2000 | 4,016           | 2,926                                   | 366  | 297                                     | 152                               |
| 90年     | 2001 | 4,250           | 2,990                                   | 384  | 456                                     | 116                               |
| 91年     | 2002 | 4,404           | 3,046                                   | 385  | 486                                     | 120                               |
| 92年     | 2003 | 4,740           | 3,229                                   | 393  | 542                                     | 126                               |
| 93年     | 2004 | 4,924           | 3,297                                   | 398  | 581                                     | 129                               |
| 94年     | 2005 | 5,072           | 3,369                                   | 403  | 583                                     | 134                               |
|         |      | 年 增 率 (%)       |   |  |   |                                   |
| 81年     | 1992 | ...             | ...                                     | ...  | ...                                     | ...                               |
| 82年     | 1993 | ...             | ...                                     | ...  | ...                                     | ...                               |
| 83年     | 1994 | ...             | ...                                     | ...  | ...                                     | ...                               |
| 84年     | 1995 | 6.16            | 5.97                                    | 19.08  | ...                                     | ...                               |
| 85年     | 1996 | 10.07           | 11.89                                   | -3.21  | 91.67                                   | 62.00                             |
| 86年     | 1997 | 3.38            | 3.57                                    | -3.31  | 19.57                                   | -16.05                            |
| 87年     | 1998 | 2.78            | -0.20                                   | 28.42  | 105.45                                  | 8.09                              |
| 88年     | 1999 | 1.10            | 2.33                                    | 12.00  | 77.88                                   | 0.68                              |
| 89年     | 2000 | -10.44          | -3.27                                   | -12.86                                       | 47.76                                   | 2.70                              |
| 90年     | 2001 | 5.83            | 2.19                                    | 4.92   | 53.54                                   | -23.68                            |
| 91年     | 2002 | 3.62            | 1.87                                    | 0.26   | 6.58                                    | 3.45                              |
| 92年     | 2003 | 7.63            | 6.01                                    | 2.08   | 11.52                                   | 5.00                              |
| 93年     | 2004 | 3.88            | 2.11                                    | 1.27   | 7.20                                    | 2.38                              |
| 94年     | 2005 | 3.01            | 2.18                                    | 1.26   | 0.34                                    | 3.88                              |

**Table 11 Number of Nursing Institutions & Institute for Psychiatric Rehabilitation, 1991-2005 (Cont'd)**

Unit: No.、%

| Other                                 |             | 精神復建機構 Institute for Psychiatric Rehabilitation |   |   |                     |   |                           |
|---------------------------------------|-------------|---|---|---|---------------------|---|---------------------------|
| 學校護理教育<br>School-Nursing<br>Education | 其他<br>Other | 社區復健中心<br>Community Rehabilitation Center       |   |   | 康復之家 Half-Way House |   |                           |
|                                       |             | 合 計<br>Subtotal                                 | 醫療院所附設<br>Affiliated with<br>Hosps. or<br>Clinics | 社區復健中心<br>Community<br>Rehabilitation<br>Center | 合 計<br>Subtotal     | 醫療院所附設<br>Affiliated with<br>Hosps. or<br>Clinics | 康復之家<br>Half-Way<br>House |
| No. of Institutions                   |             |   |   |   |                     |   |                           |
| ...                                   | ...         | ...   | ...   | ...   | ...                 | ...   | ...                       |
| ...                                   | ...         | ...   | ...   | ...   | ...                 | ...   | ...                       |
| ...                                   | ...         | ...   | ...   | ...   | ...                 | ...   | ...                       |
| ...                                   | 898         | ...   | ...   | ...   | ...                 | ...   | ...                       |
| 33                                    | 767         | ...   | ...   | ...   | ...                 | ...   | ...                       |
| 38                                    | 766         | ...   | ...   | ...   | ...                 | ...   | ...                       |
| 36                                    | 834         | 5   | 2   | 3   | 13                  | 4   | 9                         |
| 36                                    | 808         | 6   | 4   | 2   | 18                  | 5   | 13                        |
| 37                                    | 653         | 12  | 9   | 3   | 22                  | 5   | 17                        |
| 29                                    | 246         | 15  | 10  | 5   | 30                  | 9   | 21                        |
| 28                                    | 276         | 18  | 11  | 7   | 34                  | 10  | 24                        |
| 30                                    | 337         | 20  | 10  | 10  | 39                  | 11  | 28                        |
| 28                                    | 422         | 28  | 15  | 13  | 49                  | 15  | 34                        |
| 26                                    | 493         | 36  | 20  | 16  | 64                  | 17  | 47                        |
| 27                                    | 556         | 48  | 25  | 23  | 78                  | 19  | 59                        |
| Annual Rate of Increase (%)           |             |   |   |   |                     |   |                           |
| ...                                   | ...         | ...   | ...   | ...   | ...                 | ...   | ...                       |
| ...                                   | ...         | ...   | ...   | ...   | ...                 | ...   | ...                       |
| ...                                   | ...         | ...   | ...   | ...   | ...                 | ...   | ...                       |
| ...                                   | ...         | ...   | ...   | ...   | ...                 | ...   | ...                       |
| 15.15                                 | -0.13       | ...   | ...   | ...   | ...                 | ...   | ...                       |
| -5.26                                 | 8.88        | ...   | ...   | ...   | ...                 | ...   | ...                       |
| -                                     | -3.12       | 20.00   | 100.00  | -33.33  | 38.46               | 25.00   | 44.44                     |
| 2.78                                  | -19.18      | 100.00  | 125.00  | 50.00   | 22.22               | -   | 30.77                     |
| -21.62                                | -62.33      | 25.00   | 11.11   | 66.67   | 36.36               | 80.00   | 23.53                     |
| -3.45                                 | 12.20       | 20.00   | 10.00   | 40.00   | 13.33               | 11.11   | 14.29                     |
| 7.14                                  | 22.10       | 11.11   | -9.09   | 42.86   | 14.71               | 10.00   | 16.67                     |
| -6.67                                 | 25.22       | 40.00   | 50.00   | 30.00   | 25.64               | 36.36   | 21.43                     |
| -7.14                                 | 16.82       | 28.57   | 33.33   | 23.08   | 30.61               | 13.33   | 38.24                     |
| 3.85                                  | 12.78       | 33.33   | 25.00   | 43.75   | 21.88               | 11.76   | 25.53                     |

表 12 護產機構及精神復健機構家數—按縣市別分

民國九十四年底

單位：家

| 縣市別<br>Locality |                  | 護產機構        |                   |   |   |                        |   |                                    |
|-----------------|------------------|-------------|-------------------|---|---|------------------------|---|------------------------------------|
|                 |                  | 總計<br>Total | 護理之家 Nursing Home |   |   | 居家護理 Home Nursing Care |   |                                    |
|                 |                  |             | 合計<br>Subtotal    | 醫療院所附設<br>Affiliated with<br>Hosps. or<br>Clinics | 獨立型護理之家<br>Free-<br>Standing<br>Nursing<br>Home | 合計<br>Subtotal         | 醫療院所附設<br>Affiliated with<br>Hosps. or<br>Clinics | 獨立型居家護理<br>Home<br>Nursing<br>Care |
| <b>總計</b>       | <b>Total</b>     | <b>988</b>  | <b>282</b>        | <b>150</b>  | <b>132</b>                                      | <b>485</b>             | <b>380</b>  | <b>105</b>                         |
| 臺北市             | Taipei City      | 63          | 15                | 14  | 1   | 30                     | 25  | 5                                  |
| 高雄市             | Kaohsiung City   | 85          | 35                | 10  | 25  | 26                     | 13  | 13                                 |
| 臺北縣             | Taipei County    | 98          | 23                | 6   | 17  | 51                     | 34  | 17                                 |
| 宜蘭縣             | Ilan County      | 27          | 6                 | 5   | 1   | 18                     | 14  | 4                                  |
| 桃園縣             | Taoyuan County   | 58          | 16                | 6   | 10  | 21                     | 20  | 1                                  |
| 新竹縣             | Hsinchu County   | 30          | 6                 | 6   | -   | 20                     | 19  | 1                                  |
| 苗栗縣             | Miaoli County    | 25          | 9                 | 7   | 2   | 14                     | 13  | 1                                  |
| 臺中縣             | Taichung County  | 56          | 18                | 8   | 10  | 20                     | 15  | 5                                  |
| 彰化縣             | Changhua County  | 55          | 14                | 8   | 6   | 21                     | 10  | 11                                 |
| 南投縣             | Nantou County    | 21          | 8                 | 5   | 3   | 12                     | 12  | -                                  |
| 雲林縣             | Yunlin County    | 44          | 10                | 9   | 1   | 27                     | 24  | 3                                  |
| 嘉義縣             | Chiayi County    | 46          | 5                 | 1   | 4   | 25                     | 21  | 4                                  |
| 臺南縣             | Tainan County    | 54          | 21                | 12  | 9   | 30                     | 24  | 6                                  |
| 高雄縣             | Kaohsiung County | 77          | 27                | 15  | 12  | 38                     | 25  | 13                                 |
| 屏東縣             | Pingtung County  | 56          | 12                | 6   | 6   | 30                     | 24  | 6                                  |
| 臺東縣             | Taitung County   | 24          | 3                 | 2   | 1   | 21                     | 20  | 1                                  |
| 花蓮縣             | Hualien County   | 28          | 7                 | 6   | 1   | 18                     | 18  | -                                  |
| 澎湖縣             | Penghu County    | 11          | 2                 | 2   | -   | 9                      | 9   | -                                  |
| 基隆市             | Keelung City     | 14          | 8                 | 2   | 6   | 6                      | 5   | 1                                  |
| 新竹市             | Hsinchu City     | 13          | 5                 | 5   | -   | 6                      | 4   | 2                                  |
| 臺中市             | Taichung City    | 41          | 12                | 5   | 7   | 20                     | 10  | 10                                 |
| 嘉義市             | Chiayi City      | 28          | 8                 | 6   | 2   | 8                      | 8   | -                                  |
| 臺南市             | Tainan City      | 27          | 12                | 4   | 8   | 7                      | 6   | 1                                  |
| 金門縣             | Kinmen County    | 6           | -                 | -   | -   | 6                      | 6   | -                                  |
| 連江縣             | Lienkiang County | 1           | -                 | -   | -   | 1                      | 1   | -                                  |

**Table 12 Number of Nursing Institutions & Institute for Psychiatric Rehabilitation by Locality, 2005**

| Nursing Institutions                     |   |  |                |   |                     |  |
|--|---|--|----------------|---|---------------------|--|
| 產後護理 Puerperium and Neonatal Care Center |   |  | 日間照護 Day Care  |   |                     | 助產所<br>Midwife's Office-<br>Midwifery Work |
| 合計<br>Subtotal                           | 醫療院所附設<br>Affiliated with<br>Hosps. or<br>Clinics | 獨立型產後護理<br>Puerperium and<br>Neonatal Care<br>Center | 合計<br>Subtotal | 醫療院所附設<br>Affiliated with<br>Hosps. or<br>Clinics | 獨立型日間照護<br>Day Care |  |
| 39                                       | 19  | 20   | 19             | 15  | 4                   | 163  |
| 14                                       | 6   | 8  | -              | -   | -                   | 4  |
| 5  | 2   | 3  | -              | -   | -                   | 19   |
| 3  | -   | 3  | 1              | 1   | -                   | 20   |
| -  | -   | -  | -              | -   | -                   | 3  |
| 1  | 1   | -  | 2              | 2   | -                   | 18   |
| 2  | 1   | 1  | -              | -   | -                   | 2  |
| -  | -   | -  | -              | -   | -                   | 2  |
| -  | -   | -  | 3              | 2   | 1                   | 15   |
| 1  | 1   | -  | 1              | -   | 1                   | 18   |
| -  | -   | -  | -              | -   | -                   | 1  |
| -  | -   | -  | 2              | 2   | -                   | 5  |
| -  | -   | -  | -              | -   | -                   | 16   |
| -  | -   | -  | -              | -   | -                   | 3  |
| 1  | 1   | -  | 1              | 1   | -                   | 10   |
| 1  | 1   | -  | -              | -   | -                   | 13   |
| -  | -   | -  | -              | -   | -                   | -  |
| 1  | 1   | -  | 1              | 1   | -                   | 1  |
| -  | -   | -  | -              | -   | -                   | -  |
| -  | -   | -  | -              | -   | -                   | -  |
| 1  | -   | 1  | 1              | 1   | -                   | -  |
| 4  | 2   | 2  | 3              | 2   | 1                   | 2  |
| 2  | 2   | -  | 2              | 2   | -                   | 8  |
| 3  | 1   | 2  | 2              | 1   | 1                   | 3  |
| -  | -   | -  | -              | -   | -                   | -  |
| -  | -   | -  | -              | -   | -                   | -  |

表 12 護產機構及精神復健機構家數—按縣市別分 (續)

民國九十四年底

單位：家

| 縣市別<br>Locality |                  | 其 他             |   |  |   |                                   |
|-----------------|------------------|-----------------|---|--|---|-----------------------------------|
|                 |                  | 合 計<br>Subtotal | 學校醫務室—<br>校護<br>School Health<br>Center | 事業單位醫務<br>室—廠護<br>Worksites<br>Health Center | 社會福利機構<br>Social Welfare<br>Institution | 機關醫務室<br>Health Room of<br>Office |
| <b>總 計</b>      | <b>Total</b>     | <b>5,072</b>    | <b>3,369</b>                            | <b>403</b>                                   | <b>583</b>                              | <b>134</b>                        |
| 臺北市             | Taipei City      | 533             | 294                                     | 7  | 122                                     | 19                                |
| 高雄市             | Kaohsiung City   | 235             | 150                                     | 11   | 3                                       | 11                                |
| 臺北縣             | Taipei County    | 502             | 301                                     | 41   | 67                                      | 14                                |
| 宜蘭縣             | Ilan County      | 146             | 108                                     | 7  | 13                                      | 3                                 |
| 桃園縣             | Taoyuan County   | 513             | 261                                     | 138  | 61                                      | 16                                |
| 新竹縣             | Hsinchu County   | 171             | 118                                     | 33   | 8                                       | -                                 |
| 苗栗縣             | Miaoli County    | 163             | 126                                     | 18   | 12                                      | 2                                 |
| 臺中縣             | Taichung County  | 288             | 227                                     | 9  | 18                                      | 8                                 |
| 彰化縣             | Changhua County  | 265             | 183                                     | 15   | 56                                      | 7                                 |
| 南投縣             | Nantou County    | 157             | 124                                     | 3  | 19                                      | 4                                 |
| 雲林縣             | Yunlin County    | 214             | 165                                     | 8  | 28                                      | 1                                 |
| 嘉義縣             | Chiayi County    | 202             | 155                                     | 6  | -                                       | 3                                 |
| 臺南縣             | Tainan County    | 299             | 183                                     | 37   | 55                                      | 8                                 |
| 高雄縣             | Kaohsiung County | 307             | 216                                     | 18   | 39                                      | 9                                 |
| 屏東縣             | Pingtung County  | 239             | 170                                     | 5  | 7                                       | 4                                 |
| 臺東縣             | Taitung County   | 111             | 98                                      | 1  | 5                                       | 5                                 |
| 花蓮縣             | Hualien County   | 168             | 136                                     | 2  | 6                                       | 6                                 |
| 澎湖縣             | Penghu County    | 22              | 12                                      | -  | 1                                       | 1                                 |
| 基隆市             | Keelung City     | 89              | 59                                      | 2  | 7                                       | 3                                 |
| 新竹市             | Hsinchu City     | 112             | 56                                      | 27   | 11                                      | 2                                 |
| 臺中市             | Taichung City    | 137             | 94                                      | 4  | 13                                      | 8                                 |
| 嘉義市             | Chiayi City      | 48              | 32                                      | 3  | 10                                      | -                                 |
| 臺南市             | Tainan City      | 140             | 92                                      | 8  | 21                                      | -                                 |
| 金門縣             | Kinmen County    | 10              | 8                                       | -  | 1                                       | -                                 |
| 連江縣             | Lienkiang County | 1               | 1                                       | -  | -                                       | -                                 |



**Table 12 Number of Nursing Institutions & Institute for Psychiatric Rehabilitation  
by Locality, 2005 (Cont'd)**

| Other                                 |             | 精神復建機構 Institute for Psychiatric Rehabilitation |   |   |                     |   |                           |  |
|---------------------------------------|-------------|---|---|---|---------------------|---|---------------------------|--|
| 學校護理教育<br>School-Nursing<br>Education | 其他<br>Other | 社區復健中心<br>Community Rehabilitation Center       |   |   | 康復之家 Half-Way House |   |                           |  |
|                                       |             | 合 計<br>Subtotal                                 | 醫療院所附設<br>Affiliated with<br>Hosps. or<br>Clinics | 社區復健中心<br>Community<br>Rehabilitation<br>Center | 合 計<br>Subtotal     | 醫療院所附設<br>Affiliated with<br>Hosps. or<br>Clinics | 康復之家<br>Half-Way<br>House |  |
| 27                                    | 556         | 48  | 25  | 23  | 78                  | 19  | 59                        |  |
| 5                                     | 86          | 8   | 4   | 4   | 35                  | 1   | 34                        |  |
| 1                                     | 59          | 5   | 4   | 1   | 2                   | 2   | -                         |  |
| 1                                     | 78          | 5   | 2   | 3   | 5                   | 3   | 2                         |  |
| 1                                     | 14          | 4   | 2   | 2   | 2                   | -   | 2                         |  |
| 3                                     | 34          | 3   | 2   | 1   | 9                   | 1   | 8                         |  |
| -                                     | 12          | -   | -   | -   | 2                   | 1   | 1                         |  |
| -                                     | 5           | -   | -   | -   | -                   | -   | -                         |  |
| -                                     | 26          | 2   | 1   | 1   | 1                   | -   | 1                         |  |
| -                                     | 4           | -   | -   | -   | 3                   | -   | 3                         |  |
| -                                     | 7           | 3   | -   | 3   | 3                   | -   | 3                         |  |
| -                                     | 12          | -   | -   | -   | -                   | -   | -                         |  |
| -                                     | 38          | -   | -   | -   | -                   | -   | -                         |  |
| 2                                     | 14          | 2   | -   | 2   | -                   | -   | -                         |  |
| 3                                     | 22          | 4   | 2   | 2   | 5                   | 2   | 3                         |  |
| 2                                     | 51          | 1   | -   | 1   | 1                   | -   | 1                         |  |
| -                                     | 2           | -   | -   | -   | 1                   | 1   | -                         |  |
| 4                                     | 14          | 3   | 3   | -   | 3                   | 3   | -                         |  |
| 1                                     | 7           | -   | -   | -   | -                   | -   | -                         |  |
| 1                                     | 17          | -   | -   | -   | 1                   | 1   | -                         |  |
| 1                                     | 15          | 1   | -   | 1   | 1                   | -   | 1                         |  |
| -                                     | 18          | 1   | -   | 1   | 1                   | 1   | -                         |  |
| -                                     | 3           | 1   | 1   | -   | -                   | -   | -                         |  |
| 2                                     | 17          | 5   | 4   | 1   | 3                   | 3   | -                         |  |
| -                                     | 1           | -   | -   | -   | -                   | -   | -                         |  |
| -                                     | -           | -   | -   | -   | -                   | -   | -                         |  |

表 13 歷年護產機構及精神復健機構醫事人員數

單位：人、%

| 年別<br><br>Year |      | 醫 事 人 員 數 ( 執 業 登 記 ) |                 |  |                           |  |                |
|----------------|------|-----------------------|-----------------|--|---------------------------|--|----------------|
|                |      | 合計<br>Total           | 醫師<br>Physician | 護理師<br>Registered<br>Professional<br>Nurse | 護士<br>Registered<br>Nurse | 助產師<br>Registered<br>Professional<br>Midwife | 助產士<br>Midwife |
|                |      | 醫 事 人 員 數             |                 |  |                           |  |                |
| 80年            | 1991 | ...                   | ...             | ...  | ...                       | ...  | ...            |
| 81年            | 1992 | ...                   | ...             | ...  | ...                       | ...  | ...            |
| 82年            | 1993 | ...                   | ...             | ...  | ...                       | ...  | ...            |
| 83年            | 1994 | 4,426                 | ...             | 1,955                                      | 2,182                     | ...  | 289            |
| 84年            | 1995 | 4,842                 | 4               | 2,319                                      | 2,291                     | ...  | 228            |
| 85年            | 1996 | 5,514                 | 34              | 2,762                                      | 2,474                     | ...  | 240            |
| 86年            | 1997 | 6,848                 | 36              | 3,539                                      | 2,968                     | ...  | 300            |
| 87年            | 1998 | 7,597                 | 75              | 4,094                                      | 3,143                     | ...  | 241            |
| 88年            | 1999 | 8,123                 | 50              | 4,426                                      | 3,355                     | ...  | 221            |
| 89年            | 2000 | 8,608                 | 43              | 4,919                                      | 3,335                     | ...  | 209            |
| 90年            | 2001 | 8,948                 | 6               | 5,147                                      | 3,497                     | ...  | 207            |
| 91年            | 2002 | 9,592                 | 3               | 5,602                                      | 3,666                     | ...  | 206            |
| 92年            | 2003 | 10,700                | 3               | 6,392                                      | 3,974                     | ...  | 205            |
| 93年            | 2004 | 11,400                | 2               | 6,921                                      | 4,125                     | ...  | 199            |
| 94年            | 2005 | 12,447                | 2               | 7,732                                      | 4,163                     | 2  | 176            |
|                |      | 年 增 率 ( % )           |                 |  |                           |  |                |
| 81年            | 1992 | ...                   | ...             | ...  | ...                       | ...  | ...            |
| 82年            | 1993 | ...                   | ...             | ...  | ...                       | ...  | ...            |
| 83年            | 1994 | ...                   | ...             | ...  | ...                       | ...  | ...            |
| 84年            | 1995 | 9.40                  | ...             | 18.62                                      | 5.00                      | ...  | -21.11         |
| 85年            | 1996 | 13.88                 | 750.00          | 19.10                                      | 7.99                      | ...  | 5.26           |
| 86年            | 1997 | 24.19                 | 5.88            | 28.13                                      | 19.97                     | ...  | 25.00          |
| 87年            | 1998 | 10.94                 | 108.33          | 15.68                                      | 5.90                      | ...  | -19.67         |
| 88年            | 1999 | 6.92                  | -33.33          | 8.11                                       | 6.75                      | ...  | -8.30          |
| 89年            | 2000 | 5.97                  | -14.00          | 11.14                                      | -0.60                     | ...  | -5.43          |
| 90年            | 2001 | 3.95                  | -86.05          | 4.64                                       | 4.86                      | ...  | -0.96          |
| 91年            | 2002 | 7.20                  | -50.00          | 8.84                                       | 4.83                      | ...  | -0.48          |
| 92年            | 2003 | 11.55                 | -               | 14.10                                      | 8.40                      | ...  | -0.49          |
| 93年            | 2004 | 6.54                  | -33.33          | 8.28                                       | 3.80                      | ...  | -2.93          |
| 94年            | 2005 | 9.18                  | -               | 11.72                                      | 0.92                      | ...  | -11.56         |

**Table 13 Number of Registered Medical Personnel in Nursing Institutions & Institute for Psychiatric Rehabilitation, 1991-2005**

Unit : Person 、%

| Registered Medical Personnel |                                |  |                                    |  |                                   |                                     |                                   |
|------------------------------|--------------------------------|--|------------------------------------|--|-----------------------------------|-------------------------------------|-----------------------------------|
| 營養師<br>Dietitian             | 物理治療師<br>Physical<br>Therapist | 物理治療生<br>Physical<br>Therapy<br>Technician | 職能治療師<br>Occupational<br>Therapist | 職能治療生<br>Occupational<br>Therapy<br>Technician | 臨床心理師<br>Clinical<br>Psychologist | 諮商心理師<br>Counseling<br>Psychologist | 呼吸治療師<br>Respiratory<br>Therapist |
| No. of Personnel             |                                |  |                                    |  |                                   |                                     |                                   |
| ...                          | ...                            | ...  | ...                                | ...  | ...                               | ...                                 | ...                               |
| ...                          | ...                            | ...  | ...                                | ...  | ...                               | ...                                 | ...                               |
| ...                          | ...                            | ...  | ...                                | ...  | ...                               | ...                                 | ...                               |
| ...                          | ...                            | ...  | ...                                | ...  | ...                               | ...                                 | ...                               |
| ...                          | ...                            | ...  | ...                                | ...  | ...                               | ...                                 | ...                               |
| 4                            | ...                            | ...  | ...                                | ...  | ...                               | ...                                 | ...                               |
| 4                            | ...                            | 1  | ...                                | ...  | ...                               | ...                                 | ...                               |
| 25                           | 6                              | -  | 13                                 | ...  | ...                               | ...                                 | ...                               |
| 35                           | 8                              | -  | 27                                 | 1  | ...                               | ...                                 | ...                               |
| 51                           | 12                             | 2  | 37                                 | -  | ...                               | ...                                 | ...                               |
| 54                           | 16                             | 3  | 18                                 | -  | ...                               | ...                                 | ...                               |
| 62                           | 29                             | 2  | 22                                 | -  | ...                               | ...                                 | ...                               |
| 62                           | 36                             | 4  | 23                                 | 1  | ...                               | ...                                 | ...                               |
| 75                           | 44                             | 5  | 28                                 | 1  | ...                               | ...                                 | ...                               |
| 88                           | 51                             | 6  | 39                                 | -  | 39                                | 137                                 | 12                                |
| Annual Rate of Increase (%)  |                                |  |                                    |  |                                   |                                     |                                   |
| ...                          | ...                            | ...  | ...                                | ...  | ...                               | ...                                 | ...                               |
| ...                          | ...                            | ...  | ...                                | ...  | ...                               | ...                                 | ...                               |
| ...                          | ...                            | ...  | ...                                | ...  | ...                               | ...                                 | ...                               |
| ...                          | ...                            | ...  | ...                                | ...  | ...                               | ...                                 | ...                               |
| ...                          | ...                            | ...  | ...                                | ...  | ...                               | ...                                 | ...                               |
| -                            | ...                            | ...  | ...                                | ...  | ...                               | ...                                 | ...                               |
| 525.00                       | ...                            | ...  | ...                                | ...  | ...                               | ...                                 | ...                               |
| 40.00                        | 33.33                          | ...  | 107.69                             | ...  | ...                               | ...                                 | ...                               |
| 45.71                        | 50.00                          | ...  | 37.04                              | ...  | ...                               | ...                                 | ...                               |
| 5.88                         | 33.33                          | 50.00                                      | -51.35                             | ...  | ...                               | ...                                 | ...                               |
| 14.81                        | 81.25                          | -33.33                                     | 22.22                              | ...  | ...                               | ...                                 | ...                               |
| -                            | 24.14                          | 100.00                                     | 4.55                               | ...  | ...                               | ...                                 | ...                               |
| 20.97                        | 22.22                          | 25.00                                      | 21.74                              | -  | ...                               | ...                                 | ...                               |
| 17.33                        | 15.91                          | 20.00                                      | 39.29                              | ...  | ...                               | ...                                 | ...                               |

表 14 護產機構及精神復健機構醫事人員數—按縣市別分

民國九十四年底

單位：人

| 縣市別<br>Locality           | 醫事人員數(執業登記)   |                 |  |                           |  |                |
|---------------------------|---------------|-----------------|--|---------------------------|--|----------------|
|                           | 合計<br>Total   | 醫師<br>Physician | 護理師<br>Registered<br>Professional<br>Nurse | 護士<br>Registered<br>Nurse | 助產師<br>Registered<br>Professional<br>Midwife | 助產士<br>Midwife |
| <b>總 計</b> <b>Total</b>   | <b>12,447</b> | <b>2</b>        | <b>7,732</b>                               | <b>4,163</b>              | <b>2</b>                                     | <b>176</b>     |
| 臺北市      Taipei City      | 2,020         | -               | 1,314                                      | 663                       | -  | 5              |
| 高雄市      Kaohsiung City   | 729           | -               | 423  | 274                       | -  | 21             |
| 臺北縣      Taipei County    | 1,136         | -               | 562  | 475                       | -  | 22             |
| 宜蘭縣      Ilan County      | 269           | -               | 172  | 90                        | -  | 3              |
| 桃園縣      Taoyuan County   | 1,117         | 1               | 683  | 383                       | -  | 19             |
| 新竹縣      Hsinchu County   | 307           | -               | 217  | 85                        | -  | 2              |
| 苗栗縣      Miaoli County    | 326           | -               | 199  | 116                       | -  | 5              |
| 臺中縣      Taichung County  | 659           | -               | 477  | 139                       | -  | 15             |
| 彰化縣      Changhua County  | 614           | -               | 362  | 205                       | -  | 18             |
| 南投縣      Nantou County    | 286           | -               | 196  | 80                        | -  | 1              |
| 雲林縣      Yunlin County    | 358           | -               | 230  | 119                       | 1  | 4              |
| 嘉義縣      Chiayi County    | 258           | -               | 118  | 123                       | -  | 16             |
| 臺南縣      Tainan County    | 706           | -               | 445  | 238                       | -  | 5              |
| 高雄縣      Kaohsiung County | 738           | -               | 399  | 302                       | -  | 11             |
| 屏東縣      Pingtung County  | 466           | -               | 329  | 130                       | -  | 7              |
| 臺東縣      Taitung County   | 165           | -               | 101  | 58                        | -  | -              |
| 花蓮縣      Hualien County   | 393           | -               | 273  | 99                        | 1  | 2              |
| 澎湖縣      Penghu County    | 52            | -               | 26   | 25                        | -  | -              |
| 基隆市      Keelung City     | 198           | -               | 111  | 76                        | -  | 5              |
| 新竹市      Hsinchu City     | 339           | -               | 263  | 69                        | -  | 1              |
| 臺中市      Taichung City    | 646           | 1               | 450  | 160                       | -  | 2              |
| 嘉義市      Chiayi City      | 232           | -               | 131  | 91                        | -  | 8              |
| 臺南市      Tainan City      | 413           | -               | 246  | 150                       | -  | 3              |
| 金門縣      Kinmen County    | 19            | -               | 4  | 13                        | -  | 1              |
| 連江縣      Lienkiang County | 1             | -               | 1  | -                         | -  | -              |

**Table 14 Number of Registered Medical Personnel in Nursing Institutions & Institute for Psychiatric Rehabilitation by Locality, 2005**

Unit : Person

| Registered Medical Personnel |                                |  |                                    |  |                                   |                                     |                                   |
|------------------------------|--------------------------------|--|------------------------------------|--|-----------------------------------|-------------------------------------|-----------------------------------|
| 營養師<br>Dietitian             | 物理治療師<br>Physical<br>Therapist | 物理治療生<br>Physical<br>Therapy<br>Technician | 職能治療師<br>Occupational<br>Therapist | 職能治療生<br>Occupational<br>Therapy<br>Technician | 臨床心理師<br>Clinical<br>Psychologist | 諮商心理師<br>Counseling<br>Psychologist | 呼吸治療師<br>Respiratory<br>Therapist |
| 88                           | 51                             | 6  | 39                                 | -  | 39                                | 137                                 | 12                                |
| 8                            | 15                             | -  | 11                                 | -  | 1                                 | -                                   | 3                                 |
| 1                            | 2                              | -  | 2                                  | -  | 2                                 | 3                                   | 1                                 |
| 26                           | 7                              | -  | 10                                 | -  | 1                                 | 28                                  | 5                                 |
| 1                            | -                              | 1  | -                                  | -  | 1                                 | 1                                   | -                                 |
| 1                            | 4                              | 1  | 2                                  | -  | 7                                 | 16                                  | -                                 |
| 2                            | -                              | -  | -                                  | -  | -                                 | 1                                   | -                                 |
| 2                            | 1                              | -  | 1                                  | -  | -                                 | 1                                   | 1                                 |
| 14                           | 2                              | 1  | -                                  | -  | -                                 | 11                                  | -                                 |
| 1                            | 4                              | -  | 3                                  | -  | 3                                 | 18                                  | -                                 |
| 2                            | 2                              | -  | 2                                  | -  | -                                 | 3                                   | -                                 |
| -                            | 1                              | 2  | 1                                  | -  | -                                 | -                                   | -                                 |
| 1                            | -                              | -  | -                                  | -  | -                                 | -                                   | -                                 |
| -                            | 4                              | -  | -                                  | -  | 2                                 | 12                                  | -                                 |
| 4                            | 2                              | 1  | -                                  | -  | 9                                 | 10                                  | -                                 |
| -                            | -                              | -  | -                                  | -  | -                                 | -                                   | -                                 |
| 1                            | -                              | -  | -                                  | -  | 2                                 | 3                                   | -                                 |
| 8                            | -                              | -  | 1                                  | -  | 2                                 | 7                                   | -                                 |
| 1                            | -                              | -  | -                                  | -  | -                                 | -                                   | -                                 |
| 2                            | -                              | -  | -                                  | -  | -                                 | 4                                   | -                                 |
| 4                            | -                              | -  | -                                  | -  | -                                 | 2                                   | -                                 |
| 7                            | 2                              | -  | 4                                  | -  | 4                                 | 14                                  | 2                                 |
| -                            | 1                              | -  | -                                  | -  | -                                 | 1                                   | -                                 |
| 1                            | 4                              | -  | 2                                  | -  | 5                                 | 2                                   | -                                 |
| 1                            | -                              | -  | -                                  | -  | -                                 | -                                   | -                                 |
| -                            | -                              | -  | -                                  | -  | -                                 | -                                   | -                                 |

表 15 歷年醫療設備數(含特定醫療技術檢查檢驗醫療儀器、手術台、產台、牙科治療台及門診診間)

單位：台、間、%

| 年 別 Year |      |         |                  | 特定醫療技術檢查檢驗醫療儀器療設備                              |                                    |                                      |                             |   |
|----------|------|---------|------------------|--|------------------------------------|--------------------------------------|-----------------------------|---|
|          |      |         |                  | 震波骨科治療機<br>Extracorporeal Shock Wave Treatment | 電腦斷層掃描儀<br>Computerized Tomography | 磁共振造影機<br>Magnetic Resonance Imaging | 電腦斷層掃描模擬定位儀<br>CT Simulator | 高能遠距放射治療設備<br>High-energy Teletherapy Equipment |
|          |      |         |                  | 設備數  |                                    |                                      |                             |   |
| 89年      | 2000 | 合 計     | Total            | ...  | 308                                | 72                                   | ...                         | 63  |
|          |      | 公 立 醫 院 | Public Hospital  | ...  | 85                                 | 21                                   | ...                         | 17  |
|          |      | 私 立 醫 院 | Private Hospital | ...  | 223                                | 51                                   | ...                         | 46  |
| 90年      | 2001 | 合 計     | Total            | ...  | 310                                | 81                                   | ...                         | 69  |
|          |      | 公 立 醫 院 | Public Hospital  | ...  | 86                                 | 24                                   | ...                         | 19  |
|          |      | 私 立 醫 院 | Private Hospital | ...  | 224                                | 57                                   | ...                         | 50  |
| 91年      | 2002 | 合 計     | Total            | ...  | 317                                | 86                                   | ...                         | 81  |
|          |      | 公 立 醫 院 | Public Hospital  | ...  | 89                                 | 25                                   | ...                         | 21  |
|          |      | 私 立 醫 院 | Private Hospital | ...  | 228                                | 61                                   | ...                         | 60  |
| 92年      | 2003 | 合 計     | Total            | 4  | 325                                | 92                                   | ...                         | 84  |
|          |      | 公 立 醫 院 | Public Hospital  | 1  | 91                                 | 28                                   | ...                         | 21  |
|          |      | 私 立 醫 院 | Private Hospital | 3  | 234                                | 64                                   | ...                         | 63  |
| 93年      | 2004 | 合 計     | Total            | 4  | 318                                | 102                                  | ...                         | 88  |
|          |      | 公 立 醫 院 | Public Hospital  | -  | 90                                 | 29                                   | ...                         | 22  |
|          |      | 私 立 醫 院 | Private Hospital | 4  | 228                                | 73                                   | ...                         | 66  |
| 94年      | 2005 | 合 計     | Total            | 12   | 321                                | 115                                  | 22                          | 97  |
|          |      | 公 立 醫 院 | Public Hospital  | 1  | 88                                 | 34                                   | 3                           | 22  |
|          |      | 私 立 醫 院 | Private Hospital | 11   | 233                                | 81                                   | 19                          | 75  |
|          |      |         |                  | 年 增 率 (%)                                      |                                    |                                      |                             |   |
| 90年      | 2001 | 合 計     | Total            | ...  | 0.65                               | 12.50                                | ...                         | 9.52  |
|          |      | 公 立 醫 院 | Public Hospital  | ...  | 1.18                               | 14.29                                | ...                         | 11.76   |
|          |      | 私 立 醫 院 | Private Hospital | ...  | 0.45                               | 11.76                                | ...                         | 8.70  |
| 91年      | 2002 | 合 計     | Total            | ...  | 2.26                               | 6.17                                 | ...                         | 17.39   |
|          |      | 公 立 醫 院 | Public Hospital  | ...  | 3.49                               | 4.17                                 | ...                         | 10.53   |
|          |      | 私 立 醫 院 | Private Hospital | ...  | 1.79                               | 7.02                                 | ...                         | 20.00   |
| 92年      | 2003 | 合 計     | Total            | ...  | 2.52                               | 6.98                                 | ...                         | 3.70  |
|          |      | 公 立 醫 院 | Public Hospital  | ...  | 2.25                               | 12.00                                | ...                         | -   |
|          |      | 私 立 醫 院 | Private Hospital | ...  | 2.63                               | 4.92                                 | ...                         | 5.00  |
| 93年      | 2004 | 合 計     | Total            | -  | -2.15                              | 10.87                                | ...                         | 4.76  |
|          |      | 公 立 醫 院 | Public Hospital  | ...  | -1.10                              | 3.57                                 | ...                         | 4.76  |
|          |      | 私 立 醫 院 | Private Hospital | 33.33  | -2.56                              | 14.06                                | ...                         | 4.76  |
| 94年      | 2005 | 合 計     | Total            | 200.00   | 0.94                               | 12.75                                | ...                         | 10.23   |
|          |      | 公 立 醫 院 | Public Hospital  | ...  | -2.22                              | 17.24                                | ...                         | -   |
|          |      | 私 立 醫 院 | Private Hospital | 175.00   | 2.19                               | 10.96                                | ...                         | 13.64   |

**Table 15 Number of Medical Devices, 2000-2005**

| Medical Devices                              |  |  |                      |  |                            | 其 他 Other              |                              |                      |                                 |
|--|--|--|----------------------|--|----------------------------|------------------------|------------------------------|----------------------|---------------------------------|
| 近接式放射治療設備<br>Radiation Brachytherapy Machine | 核子醫學設備<br>Instrument of Nuclear Medicine | 正子斷層掃描設備<br>Positron Emission Tomography | 醫用迴旋加速器<br>Cyclotron | 體外震波碎石機<br>Extracorporeal Shock Wave Lithotripsy | 高壓氧設備<br>Hyperbaric Oxygen | 手術台<br>Operating Table | 產台<br>Obstetric Delivery Bed | 牙科治療台<br>Dental Unit | 門診診間<br>Outpatient Service Time |
| Unit : No. 、 %                               |  |  |                      |  |                            |                        |                              |                      |                                 |
| No.  |  |  |                      |  |                            |                        |                              |                      |                                 |
| ...  | ...                                      | ...                                      | ...                  | 103  | ...                        | 2,037                  | 625                          | 1,892                | 6,897                           |
| ...  | ...                                      | ...                                      | ...                  | 28   | ...                        | 651                    | 193                          | 819                  | 2,265                           |
| ...  | ...                                      | ...                                      | ...                  | 75   | ...                        | 1,386                  | 432                          | 1,073                | 4,632                           |
| ...  | ...                                      | ...                                      | ...                  | 107  | ...                        | 2,061                  | 593                          | 1,968                | 7,151                           |
| ...  | ...                                      | ...                                      | ...                  | 29   | ...                        | 666                    | 176                          | 815                  | 2,417                           |
| ...  | ...                                      | ...                                      | ...                  | 78   | ...                        | 1,395                  | 417                          | 1,153                | 4,734                           |
| ...  | ...                                      | ...                                      | ...                  | 114  | ...                        | 2,028                  | 565                          | 1,977                | 7,356                           |
| ...  | ...                                      | ...                                      | ...                  | 34   | ...                        | 680                    | 171                          | 809                  | 2,498                           |
| ...  | ...                                      | ...                                      | ...                  | 80   | ...                        | 1,348                  | 394                          | 1,168                | 4,858                           |
| ...  | ...                                      | ...                                      | ...                  | 113  | ...                        | 2,060                  | 526                          | 1,961                | 7,584                           |
| ...  | ...                                      | ...                                      | ...                  | 33   | ...                        | 704                    | 171                          | 830                  | 2,675                           |
| ...  | ...                                      | ...                                      | ...                  | 80   | ...                        | 1,356                  | 355                          | 1,131                | 4,909                           |
| ...  | ...                                      | ...                                      | ...                  | 121  | ...                        | 2,082                  | 536                          | 2,078                | 7,849                           |
| ...  | ...                                      | ...                                      | ...                  | 36   | ...                        | 687                    | 184                          | 821                  | 2,683                           |
| ...  | ...                                      | ...                                      | ...                  | 85   | ...                        | 1,395                  | 352                          | 1,257                | 5,166                           |
| 33   | 98                                       | 22                                       | 8                    | 131  | 47                         | 2,084                  | 507                          | 2,107                | 7,884                           |
| 6  | 41                                       | 5  | 2                    | 40   | 19                         | 681                    | 178                          | 788                  | 2,637                           |
| 27   | 57                                       | 17                                       | 6                    | 91   | 28                         | 1,403                  | 329                          | 1,319                | 5,247                           |
| Annual Rate of Increase (%)                  |  |  |                      |  |                            |                        |                              |                      |                                 |
| ...  | ...                                      | ...                                      | ...                  | 3.88   | ...                        | 1.18                   | -5.12                        | 4.02                 | 3.68                            |
| ...  | ...                                      | ...                                      | ...                  | 3.57   | ...                        | 2.30                   | -8.81                        | -0.49                | 6.71                            |
| ...  | ...                                      | ...                                      | ...                  | 4.00   | ...                        | 0.65                   | -3.47                        | 7.46                 | 2.20                            |
| ...  | ...                                      | ...                                      | ...                  | 6.54   | ...                        | -1.60                  | -4.72                        | 0.46                 | 2.87                            |
| ...  | ...                                      | ...                                      | ...                  | 17.24  | ...                        | 2.10                   | -2.84                        | -0.74                | 3.35                            |
| ...  | ...                                      | ...                                      | ...                  | 2.56   | ...                        | -3.37                  | -5.52                        | 1.30                 | 2.62                            |
| ...  | ...                                      | ...                                      | ...                  | -0.88  | ...                        | 1.58                   | -6.90                        | -0.81                | 3.10                            |
| ...  | ...                                      | ...                                      | ...                  | -2.94  | ...                        | 3.53                   | -                            | 2.60                 | 7.09                            |
| ...  | ...                                      | ...                                      | ...                  | -  | ...                        | 0.59                   | -9.90                        | -3.17                | 1.05                            |
| ...  | ...                                      | ...                                      | ...                  | 7.08   | ...                        | 1.07                   | 1.90                         | 5.97                 | 3.49                            |
| ...  | ...                                      | ...                                      | ...                  | 9.09   | ...                        | -2.41                  | 7.60                         | -1.08                | 0.30                            |
| ...  | ...                                      | ...                                      | ...                  | 6.25   | ...                        | 2.88                   | -0.85                        | 11.14                | 5.24                            |
| ...  | ...                                      | ...                                      | ...                  | 8.26   | ...                        | 0.10                   | -5.41                        | 1.40                 | 0.45                            |
| ...  | ...                                      | ...                                      | ...                  | 11.11  | ...                        | -0.87                  | -3.26                        | -4.02                | -1.71                           |
| ...  | ...                                      | ...                                      | ...                  | 7.06   | ...                        | 0.57                   | -6.53                        | 4.93                 | 1.57                            |

表 16 醫療設備數(含特定醫療技術檢查檢驗醫療儀器、手術台、產台、牙科治療台及門診診間)—按縣市別分

民國九十四年底

單位：台、間

| 縣市別 Locality         | 特定醫療技術檢查檢驗醫療儀器療設備                              |                                    |                                      |                             |   |  |
|----------------------|--|------------------------------------|--------------------------------------|-----------------------------|---|--|
|                      | 震波骨科治療機<br>Extracorporeal Shock Wave Treatment | 電腦斷層掃描儀<br>Computerized Tomography | 磁共振造影機<br>Magnetic Resonance Imaging | 電腦斷層掃描模擬定位儀<br>CT Simulator | 高能遠距放射治療設備<br>High-energy Teletherapy Equipment | 近接式放射治療設備<br>Radiation Brachytherapy Machine |
| 總計 Total             | 12   | 321                                | 115                                  | 22                          | 97  | 33   |
| 臺北市 Taipei City      | 3  | 45                                 | 24                                   | 5                           | 24  | 7  |
| 高雄市 Kaohsiung City   | -  | 25                                 | 8                                    | 2                           | 6   | 2  |
| 臺北縣 Taipei County    | 1  | 22                                 | 8                                    | 2                           | 7   | 2  |
| 宜蘭縣 Ilan County      | -  | 8                                  | 3                                    | -                           | 3   | -  |
| 桃園縣 Taoyuan County   | 1  | 26                                 | 10                                   | 2                           | 10  | 2  |
| 新竹縣 Hsinchu County   | -  | 9                                  | 1                                    | -                           | -   | -  |
| 苗栗縣 Miaoli County    | -  | 8                                  | 2                                    | -                           | 1   | -  |
| 臺中縣 Taichung County  | 1  | 18                                 | 9                                    | 1                           | 4   | 2  |
| 彰化縣 Changhua County  | 2  | 16                                 | 4                                    | -                           | 4   | 2  |
| 南投縣 Nantou County    | -  | 9                                  | 1                                    | -                           | -   | -  |
| 雲林縣 Yunlin County    | -  | 9                                  | 3                                    | -                           | -   | -  |
| 嘉義縣 Chiayi County    | 1  | 8                                  | 3                                    | 1                           | 4   | 2  |
| 臺南縣 Tainan County    | -  | 12                                 | 3                                    | 2                           | 3   | 2  |
| 高雄縣 Kaohsiung County | 2  | 18                                 | 4                                    | 2                           | 7   | 2  |
| 屏東縣 Pingtung County  | -  | 18                                 | 4                                    | 1                           | 2   | 2  |
| 臺東縣 Taitung County   | -  | 4                                  | 1                                    | -                           | 1   | -  |
| 花蓮縣 Hualien County   | -  | 11                                 | 4                                    | 1                           | 3   | 1  |
| 澎湖縣 Penghu County    | -  | 2                                  | -                                    | -                           | -   | -  |
| 基隆市 Keelung City     | -  | 6                                  | 2                                    | -                           | -   | -  |
| 新竹市 Hsinchu City     | -  | 5                                  | 2                                    | -                           | 1   | 1  |
| 臺中市 Taichung City    | 1  | 23                                 | 11                                   | 3                           | 10  | 3  |
| 嘉義市 Chiayi City      | -  | 9                                  | 3                                    | -                           | 2   | 1  |
| 臺南市 Tainan City      | -  | 8                                  | 5                                    | -                           | 5   | 2  |
| 金門縣 Kinmen County    | -  | 2                                  | -                                    | -                           | -   | -  |
| 連江縣 Lienkiang County | -  | -                                  | -                                    | -                           | -   | -  |



**Table 16 Number of Medical Devices by Locality, 2005**

Unit : No.

| Medical Devices                                |  |                          |   |                                   | 其 他 Other                 |                                 |                      |                                       |
|--|--|--------------------------|---|-----------------------------------|---------------------------|---------------------------------|----------------------|---------------------------------------|
| 核子醫學設<br>備Instrument<br>of Nuclear<br>Medicine | 正子斷層掃<br>描設備<br>Positron<br>Emission<br>Tomography | 醫用迴旋<br>加速器<br>Cyclotron | 體外震波碎<br>石機<br>Extracorporea<br>l Shock Wave<br>Lithotripsy | 高壓氧設<br>備<br>Hyperbaric<br>Oxygen | 手術台<br>Operating<br>Table | 產台<br>Obstetric<br>Delivery Bed | 牙科治療台<br>Dental Unit | 門診診間<br>Outpatient<br>Service<br>Time |
| <b>98</b>                                      | <b>22</b>  | <b>8</b>                 | <b>131</b>  | <b>47</b>                         | <b>2,084</b>              | <b>507</b>                      | <b>2,107</b>         | <b>7,884</b>                          |
| 37   | 9  | 3                        | 22  | 11                                | 381                       | 96                              | 597                  | 1,773                                 |
| 9  | 2  | 1                        | 11  | 3                                 | 185                       | 44                              | 157                  | 602                                   |
| 3  | 1  | 1                        | 8   | 2                                 | 166                       | 35                              | 137                  | 578                                   |
| 1  | -  | -                        | 3   | 1                                 | 37                        | 13                              | 29                   | 158                                   |
| 6  | 1  | -                        | 12  | 2                                 | 198                       | 34                              | 175                  | 727                                   |
| -  | -  | -                        | 3   | 1                                 | 27                        | 8                               | 22                   | 101                                   |
| -  | -  | -                        | 4   | 1                                 | 40                        | 9                               | 22                   | 148                                   |
| 2  | -  | -                        | 8   | 2                                 | 110                       | 26                              | 58                   | 375                                   |
| 4  | -  | -                        | 4   | 2                                 | 86                        | 22                              | 103                  | 335                                   |
| -  | -  | -                        | 4   | -                                 | 30                        | 11                              | 33                   | 172                                   |
| -  | -  | -                        | 3   | 1                                 | 52                        | 17                              | 23                   | 179                                   |
| 5  | -  | -                        | 3   | 4                                 | 39                        | 6                               | 44                   | 127                                   |
| 3  | 1  | -                        | 3   | 2                                 | 78                        | 22                              | 60                   | 266                                   |
| 5  | 2  | 1                        | 4   | 1                                 | 118                       | 20                              | 104                  | 432                                   |
| 2  | -  | -                        | 8   | 4                                 | 83                        | 28                              | 39                   | 259                                   |
| -  | -  | -                        | 3   | -                                 | 20                        | 11                              | 17                   | 101                                   |
| 1  | 1  | 1                        | 3   | 4                                 | 44                        | 21                              | 65                   | 227                                   |
| -  | -  | -                        | 1   | -                                 | 6                         | 4                               | 5                    | 33                                    |
| 2  | -  | -                        | 3   | -                                 | 32                        | 7                               | 45                   | 158                                   |
| 1  | -  | -                        | 4   | -                                 | 38                        | 14                              | 42                   | 136                                   |
| 10   | 4  | 1                        | 7   | 4                                 | 188                       | 24                              | 216                  | 557                                   |
| 2  | -  | -                        | 5   | 1                                 | 47                        | 11                              | 31                   | 129                                   |
| 5  | 1  | -                        | 5   | 1                                 | 74                        | 21                              | 74                   | 274                                   |
| -  | -  | -                        | -   | -                                 | 4                         | 2                               | 6                    | 26                                    |
| -  | -  | -                        | -   | -                                 | 1                         | 1                               | 3                    | 11                                    |

# 貳、統計表

## Statistical Table

### 二、醫院家數

II. Hospital No.

表 17 醫院家數—按縣市別及評鑑等級別分

民國九十四年底

單位：家

| 縣市別<br>Locality      | 醫院家數<br>Number of<br>Hospitals | 評 鑑 醫 院     |                           |  |                              |   |  |
|----------------------|--------------------------------|-------------|---------------------------|--|------------------------------|---|--|
|                      |                                | 合計<br>Total | 醫學中心<br>Medical<br>Center | 準醫學中心<br>Would-be<br>Medical<br>Center | 區域醫院<br>Regional<br>Hospital | 甲類教學<br>Class I<br>Teaching<br>Hospital | 乙類教學<br>Class II<br>Teaching<br>Hospital |
| 總 計 Total            | 556                            | 477         | 22                        | -                                      | 65                           | 2                                       | 59                                       |
| 臺北市 Taipei City      | 41                             | 36          | 8                         | -                                      | 6                            | 1                                       | 5  |
| 高雄市 Kaohsiung City   | 65                             | 56          | 2                         | -                                      | 6                            | -                                       | 6  |
| 臺北縣 Taipei County    | 65                             | 51          | 1                         | -                                      | 4                            | -                                       | 4  |
| 宜蘭縣 Ilan County      | 11                             | 9           | -                         | -                                      | 2                            | -                                       | 2  |
| 桃園縣 Taoyuan County   | 36                             | 30          | 2                         | -                                      | 6                            | -                                       | 6  |
| 新竹縣 Hsinchu County   | 10                             | 9           | -                         | -                                      | 1                            | -                                       | 1  |
| 苗栗縣 Miaoli County    | 16                             | 15          | -                         | -                                      | 2                            | -                                       | 2  |
| 臺中縣 Taichung County  | 36                             | 33          | -                         | -                                      | 6                            | -                                       | 6  |
| 彰化縣 Changhua County  | 37                             | 32          | 1                         | -                                      | 1                            | -                                       | 1  |
| 南投縣 Nantou County    | 11                             | 11          | -                         | -                                      | -                            | -                                       | -  |
| 雲林縣 Yunlin County    | 19                             | 17          | -                         | -                                      | 2                            | -                                       | 2  |
| 嘉義縣 Chiayi County    | 6                              | 6           | -                         | -                                      | 3                            | -                                       | 2  |
| 臺南縣 Tainan County    | 29                             | 22          | 1                         | -                                      | -                            | -                                       | -  |
| 高雄縣 Kaohsiung County | 39                             | 36          | 1                         | -                                      | 1                            | -                                       | 1  |
| 屏東縣 Pingtung County  | 33                             | 30          | -                         | -                                      | 4                            | -                                       | 3  |
| 臺東縣 Taitung County   | 7                              | 6           | -                         | -                                      | 1                            | -                                       | 1  |
| 花蓮縣 Hualien County   | 10                             | 9           | 1                         | -                                      | 3                            | -                                       | 2  |
| 澎湖縣 Penghu County    | 3                              | 3           | -                         | -                                      | -                            | -                                       | -  |
| 基隆市 Keelung City     | 8                              | 8           | -                         | -                                      | 3                            | -                                       | 2  |
| 新竹市 Hsinchu City     | 8                              | 7           | -                         | -                                      | 2                            | -                                       | 2  |
| 臺中市 Taichung City    | 32                             | 24          | 3                         | -                                      | 5                            | 1                                       | 4  |
| 嘉義市 Chiayi City      | 12                             | 10          | -                         | -                                      | 3                            | -                                       | 3  |
| 臺南市 Tainan City      | 20                             | 16          | 2                         | -                                      | 4                            | -                                       | 4  |
| 金門縣 Kinmen County    | 1                              | 1           | -                         | -                                      | -                            | -                                       | -  |
| 連江縣 Lienkiang County | 1                              | -           | -                         | -                                      | -                            | -                                       | -  |

**Table 17 Number of Hospitals by Locality and Accreditation, 2005**

Unit: No. of Hospitals

| Accredited Hospital                 |                              |  |                                     |                                       |                            |                                     | 非評鑑醫院 Hospitals<br>Without Accreditation |                  |                                     |
|-------------------------------------|------------------------------|--|-------------------------------------|---------------------------------------|----------------------------|-------------------------------------|--|------------------|-------------------------------------|
| 非教學<br>Non-<br>Teaching<br>Hospital | 地區醫院<br>District<br>Hospital | 乙類教學<br>Class II<br>Teaching<br>Hospital | 非教學<br>Non-<br>Teaching<br>Hospital | 精神專科<br>醫院<br>Psychiatric<br>Hospital | 教學<br>Teaching<br>Hospital | 非教學<br>Non-<br>Teaching<br>Hospital | 合計<br>Total                              | 西醫醫院<br>Hospital | 中醫醫院<br>Chinese<br>Med.<br>Hospital |
| 4                                   | 352                          | 41                                       | 311                                 | 38                                    | 8                          | 30                                  | 79                                       | 54               | 25                                  |
| -                                   | 19                           | 6  | 13                                  | 3                                     | 1                          | 2                                   | 5  | 1                | 4                                   |
| -                                   | 46                           | 2  | 44                                  | 2                                     | 1                          | 1                                   | 9  | 5                | 4                                   |
| -                                   | 36                           | 2  | 34                                  | 10                                    | 1                          | 9                                   | 14                                       | 12               | 2                                   |
| -                                   | 6                            | 3  | 3                                   | 1                                     | -                          | 1                                   | 2  | 1                | 1                                   |
| -                                   | 20                           | 2  | 18                                  | 2                                     | 1                          | 1                                   | 6  | 4                | 2                                   |
| -                                   | 8                            | 3  | 5                                   | -                                     | -                          | -                                   | 1  | -                | 1                                   |
| -                                   | 13                           | 3  | 10                                  | -                                     | -                          | -                                   | 1  | -                | 1                                   |
| -                                   | 24                           | 1  | 23                                  | 3                                     | -                          | 3                                   | 3  | 1                | 2                                   |
| -                                   | 29                           | 2  | 27                                  | 1                                     | -                          | 1                                   | 5  | 5                | -                                   |
| -                                   | 10                           | 3  | 7                                   | 1                                     | 1                          | -                                   | -  | -                | -                                   |
| -                                   | 14                           | 2  | 12                                  | 1                                     | -                          | 1                                   | 2  | 2                | -                                   |
| 1                                   | 3                            | -  | 3                                   | -                                     | -                          | -                                   | -  | -                | -                                   |
| -                                   | 19                           | 4  | 15                                  | 2                                     | 1                          | 1                                   | 7  | 7                | -                                   |
| -                                   | 30                           | -  | 30                                  | 4                                     | -                          | 4                                   | 3  | 1                | 2                                   |
| 1                                   | 23                           | 3  | 20                                  | 3                                     | -                          | 3                                   | 3  | 1                | 2                                   |
| -                                   | 5                            | 1  | 4                                   | -                                     | -                          | -                                   | 1  | 1                | -                                   |
| 1                                   | 3                            | -  | 3                                   | 2                                     | 2                          | -                                   | 1  | -                | 1                                   |
| -                                   | 3                            | 1  | 2                                   | -                                     | -                          | -                                   | -  | -                | -                                   |
| 1                                   | 4                            | -  | 4                                   | 1                                     | -                          | 1                                   | -  | -                | -                                   |
| -                                   | 5                            | 2  | 3                                   | -                                     | -                          | -                                   | 1  | 1                | -                                   |
| -                                   | 14                           | -  | 14                                  | 2                                     | -                          | 2                                   | 8  | 7                | 1                                   |
| -                                   | 7                            | 1  | 6                                   | -                                     | -                          | -                                   | 2  | 2                | -                                   |
| -                                   | 10                           | -  | 10                                  | -                                     | -                          | -                                   | 4  | 2                | 2                                   |
| -                                   | 1                            | -  | 1                                   | -                                     | -                          | -                                   | -  | -                | -                                   |
| -                                   | -                            | -  | -                                   | -                                     | -                          | -                                   | 1  | 1                | -                                   |

表 18 醫院家數—按縣市別及權屬別分

民國九十四年底

單位：家

| 縣市別<br>Locality        | 醫院家數<br>Number of<br>Hospitals | 公 立 醫 院  |  |   |  |  |  |
|------------------------|--------------------------------|--|--|---|--|--|--|
|                        |                                | 行政院衛生署所屬<br>Hospitals<br>Subordinate<br>to DOH | 臺北市立<br>醫院<br>Taipei<br>Municipal<br>Hospitals | 高雄市立醫<br>院<br>Kaohsiung<br>Municipal<br>Hospitals | 縣市立醫<br>院<br>County &<br>City<br>Hospitals | 公立醫學<br>院校附設<br>醫院<br>Hospitals<br>Affiliated<br>with Public<br>Medical<br>Schools | 軍方醫院-<br>民眾診療<br>Clinics of<br>Military<br>Hospitals |
| 總 計 Total              | 556                            | 35   | 1  | 3   | 4  | 5  | 14   |
| 臺 北 市 Taipei City      | 41                             | 1  | 1  | -   | -  | 2  | 3  |
| 高 雄 市 Kaohsiung City   | 65                             | -  | -  | 3   | -  | -  | 2  |
| 臺 北 縣 Taipei County    | 65                             | 3  | -  | -   | 1  | -  | -  |
| 宜 蘭 縣 Ilan County      | 11                             | 1  | -  | -   | -  | -  | -  |
| 桃 園 縣 Taoyuan County   | 36                             | 3  | -  | -   | -  | -  | 1  |
| 新 竹 縣 Hsinchu County   | 10                             | 1  | -  | -   | -  | -  | -  |
| 苗 栗 縣 Miaoli County    | 16                             | 1  | -  | -   | -  | -  | -  |
| 臺 中 縣 Taichung County  | 36                             | 1  | -  | -   | -  | -  | 1  |
| 彰 化 縣 Changhua County  | 37                             | 1  | -  | -   | -  | -  | -  |
| 南 投 縣 Nantou County    | 11                             | 2  | -  | -   | -  | -  | -  |
| 雲 林 縣 Yunlin County    | 19                             | -  | -  | -   | -  | 2  | -  |
| 嘉 義 縣 Chiayi County    | 6                              | 1  | -  | -   | -  | -  | -  |
| 臺 南 縣 Tainan County    | 29                             | 5  | -  | -   | -  | -  | -  |
| 高 雄 縣 Kaohsiung County | 39                             | 1  | -  | -   | -  | -  | 1  |
| 屏 東 縣 Pingtung County  | 33                             | 2  | -  | -   | -  | -  | 1  |
| 臺 東 縣 Taitung County   | 7                              | 2  | -  | -   | -  | -  | -  |
| 花 蓮 縣 Hualien County   | 10                             | 3  | -  | -   | -  | -  | 1  |
| 澎 湖 縣 Penghu County    | 3                              | 1  | -  | -   | -  | -  | 1  |
| 基 隆 市 Keelung City     | 8                              | 1  | -  | -   | 1  | -  | 1  |
| 新 竹 市 Hsinchu City     | 8                              | 1  | -  | -   | -  | -  | 1  |
| 臺 中 市 Taichung City    | 32                             | 1  | -  | -   | -  | -  | 1  |
| 嘉 義 市 Chiayi City      | 12                             | 1  | -  | -   | -  | -  | -  |
| 臺 南 市 Tainan City      | 20                             | 1  | -  | -   | 1  | 1  | -  |
| 金 門 縣 Kinmen County    | 1                              | 1  | -  | -   | -  | -  | -  |
| 連 江 縣 Lienkiang County | 1                              | -  | -  | -   | 1  | -  | -  |

**Table 18 Number of Hospitals by Locality and Ownership, 2005**

Unit: No. of Hospitals

| Public Hospitals           |  |   | 私立醫院 Private Hospitals                            |  |   |   |                           |  |
|----------------------------|--|---|---|--|---|---|---------------------------|--|
| 榮民醫院<br>Hosps. of<br>VACRS | 機關(構)附設<br>醫院<br>Hospitals<br>Affiliated with<br>Enterprises | 公立中醫<br>醫院<br>Public<br>Chinese<br>Med.<br>Hosps. | 財團法人醫<br>院<br>Non-Profit<br>Proprietary<br>Hosps. | 宗教財團法<br>人附設醫院<br>Hosps.<br>Affiliated<br>with<br>Religious<br>Non-Profit<br>Proprietary | 醫學院校<br>附設醫院<br>Hosps.<br>Affiliated<br>with<br>Medical<br>School | 其他法人<br>附設醫院<br>Hosps.<br>Affiliated<br>with Other<br>Non-Profit<br>Proprietary | 私立醫院<br>Private<br>Hosps. | 私立中醫<br>醫院<br>Private<br>Chinese<br>Med.<br>Hosps. |
| 15                         | 2  | 1   | 55  | 11   | 9   | 13  | 364                       | 24   |
| 1                          | 1  | -   | 11  | -  | 2   | 2   | 13                        | 4  |
| 1                          | -  | 1   | 1   | 2  | 1   | -   | 51                        | 3  |
| -                          | -  | -   | 6   | 2  | -   | 1   | 50                        | 2  |
| 2                          | -  | -   | 3   | 1  | -   | 1   | 2                         | 1  |
| 1                          | -  | -   | 4   | 1  | -   | -   | 24                        | 2  |
| 1                          | -  | -   | 1   | -  | -   | -   | 6                         | 1  |
| -                          | -  | -   | 1   | -  | -   | 1   | 12                        | 1  |
| -                          | -  | -   | 1   | -  | -   | 1   | 30                        | 2  |
| -                          | -  | -   | 2   | -  | -   | -   | 34                        | -  |
| 1                          | -  | -   | 1   | -  | -   | -   | 7                         | -  |
| -                          | -  | -   | 1   | 1  | 1   | 1   | 13                        | -  |
| 1                          | -  | -   | 1   | 1  | -   | -   | 2                         | -  |
| 1                          | -  | -   | 2   | 1  | -   | 1   | 19                        | -  |
| -                          | -  | -   | 3   | -  | -   | 1   | 31                        | 2  |
| 1                          | -  | -   | 3   | -  | 1   | -   | 23                        | 2  |
| 1                          | -  | -   | 3   | 1  | -   | -   | -                         | -  |
| 2                          | -  | -   | 3   | -  | -   | -   | -                         | 1  |
| -                          | -  | -   | -   | 1  | -   | -   | -                         | -  |
| -                          | -  | -   | 1   | -  | -   | 1   | 3                         | -  |
| -                          | -  | -   | 2   | -  | -   | 1   | 3                         | -  |
| 1                          | 1  | -   | 1   | -  | 4   | 2   | 20                        | 1  |
| 1                          | -  | -   | 2   | -  | -   | -   | 8                         | -  |
| -                          | -  | -   | 2   | -  | -   | -   | 13                        | 2  |
| -                          | -  | -   | -   | -  | -   | -   | -                         | -  |
| -                          | -  | -   | -   | -  | -   | -   | -                         | -  |

表 19 醫院家數—按權屬別及評鑑等級別分

民國九十四年底

單位：家

| 權屬別<br>Ownership |   | 醫院家數<br>Number of Hospitals | 評 鑑 醫 院     |                        |                                  |                           |                                   |
|------------------|---|-----------------------------|-------------|------------------------|----------------------------------|---------------------------|-----------------------------------|
|                  |   |                             | 合計<br>Total | 醫學中心<br>Medical Center | 準醫學中心<br>Would-be Medical Center | 區域醫院<br>Regional Hospital | 甲類教學<br>Class I Teaching Hospital |
| <b>總 計</b>       | <b>Total</b>  | <b>556</b>                  | <b>477</b>  | <b>22</b>              | <b>-</b>                         | <b>65</b>                 | <b>2</b>                          |
| <b>公 立 醫 院</b>   | <b>Public Hospitals</b>                                 | <b>80</b>                   | <b>73</b>   | <b>6</b>               | <b>-</b>                         | <b>23</b>                 | <b>-</b>                          |
| 行政院衛生署所屬         | Hospitals Subordinate to DOH                            | 35                          | 32          | -                      | -                                | 10                        | -                                 |
| 臺北市立醫院           | Taipei Municipal Hospitals                              | 1                           | 1           | -                      | -                                | 1                         | -                                 |
| 高雄市立醫院           | Kaohsiung Municipal Hospitals                           | 3                           | 3           | -                      | -                                | 2                         | -                                 |
| 縣市立醫院            | County & City Hospitals                                 | 4                           | 3           | -                      | -                                | 1                         | -                                 |
| 公立醫學院校附設醫院       | Hospitals Affiliated with Public Medical Schools        | 5                           | 4           | 2                      | -                                | 1                         | -                                 |
| 軍方醫院—民眾診療        | Civilian Clinics of Military Hospitals                  | 14                          | 14          | 1                      | -                                | 6                         | -                                 |
| 榮民醫院             | Hosps. of VACRS   | 15                          | 15          | 3                      | -                                | 2                         | -                                 |
| 機關(構)附設醫院        | Hospitals Affiliated with Enterprises                   | 2                           | 1           | -                      | -                                | -                         | -                                 |
| 公立中醫醫院           | Public Chinese Med. Hosps.                              | 1                           | -           | -                      | -                                | -                         | -                                 |
| <b>私 立 醫 院</b>   | <b>Private Hospitals</b>                                | <b>476</b>                  | <b>404</b>  | <b>16</b>              | <b>-</b>                         | <b>42</b>                 | <b>2</b>                          |
| 財團法人醫院           | Non-Profit Proprietary Hosps.                           | 55                          | 48          | 12                     | -                                | 19                        | -                                 |
| 宗教財團法人附設醫院       | Hosps. Affiliated with Religious Non-Profit Proprietary | 11                          | 11          | -                      | -                                | 4                         | -                                 |
| 醫學院校附設醫院         | Hosps. Affiliated with Medical School                   | 9                           | 9           | 4                      | -                                | 2                         | 2                                 |
| 其他法人附設醫院         | Hosps. Affiliated with Other Non-Profit Proprietary     | 13                          | 11          | -                      | -                                | 1                         | -                                 |
| 私立醫院             | Private Hosps.  | 364                         | 325         | -                      | -                                | 16                        | -                                 |
| 私立牙醫醫院           | Private Dental Hosps.                                   | -                           | -           | -                      | -                                | -                         | -                                 |
| 私立中醫醫院           | Private Chinese Med. Hosps.                             | 24                          | -           | -                      | -                                | -                         | -                                 |

**Table 19 Number of Hospitals by Ownership and Accreditation, 2005**

Unit: No. of Hospitals

| Accredited Hospital                      |                                     |                              |  |                                     |                                       |                            |                                     | 非評鑑醫院 Hospitals<br>Without Accreditation |                  |                                     |
|--|-------------------------------------|------------------------------|--|-------------------------------------|---------------------------------------|----------------------------|-------------------------------------|--|------------------|-------------------------------------|
| 乙類教學<br>Class II<br>Teaching<br>Hospital | 非教學<br>Non-<br>Teaching<br>Hospital | 地區醫院<br>District<br>Hospital | 乙類教學<br>Class II<br>Teaching<br>Hospital | 非教學<br>Non-<br>Teaching<br>Hospital | 精神專科<br>醫院<br>Psychiatric<br>Hospital | 教學<br>Teaching<br>Hospital | 非教學<br>Non-<br>Teaching<br>Hospital | 合計<br>Total                              | 西醫醫院<br>Hospital | 中醫醫院<br>Chinese<br>Med.<br>Hospital |
| 59                                       | 4                                   | 352                          | 41                                       | 311                                 | 38                                    | 8                          | 30                                  | 79                                       | 54               | 25                                  |
| 21                                       | 2                                   | 36                           | 14                                       | 22                                  | 8                                     | 8                          | -                                   | 7  | 6                | 1                                   |
| 9  | 1                                   | 17                           | 5  | 12                                  | 5                                     | 5                          | -                                   | 3  | 3                | -                                   |
| 1  | -                                   | -                            | -  | -                                   | -                                     | -                          | -                                   | -  | -                | -                                   |
| 2  | -                                   | -                            | -  | -                                   | 1                                     | 1                          | -                                   | -  | -                | -                                   |
| 1  | -                                   | 2                            | 1  | 1                                   | -                                     | -                          | -                                   | 1  | 1                | -                                   |
| 1  | -                                   | 1                            | -  | 1                                   | -                                     | -                          | -                                   | 1  | 1                | -                                   |
| 5  | 1                                   | 6                            | 3  | 3                                   | 1                                     | 1                          | -                                   | -  | -                | -                                   |
| 2  | -                                   | 9                            | 5  | 4                                   | 1                                     | 1                          | -                                   | -  | -                | -                                   |
| -  | -                                   | 1                            | -  | 1                                   | -                                     | -                          | -                                   | 1  | 1                | -                                   |
| -  | -                                   | -                            | -  | -                                   | -                                     | -                          | -                                   | 1  | -                | 1                                   |
| 38                                       | 2                                   | 316                          | 27                                       | 289                                 | 30                                    | -                          | 30                                  | 72                                       | 48               | 24                                  |
| 19                                       | -                                   | 15                           | 7  | 8                                   | 2                                     | -                          | 2                                   | 7  | 7                | -                                   |
| 4  | -                                   | 7                            | 3  | 4                                   | -                                     | -                          | -                                   | -  | -                | -                                   |
| -  | -                                   | 3                            | 2  | 1                                   | -                                     | -                          | -                                   | -  | -                | -                                   |
| 1  | -                                   | 7                            | -  | 7                                   | 3                                     | -                          | 3                                   | 2  | 2                | -                                   |
| 14                                       | 2                                   | 284                          | 15                                       | 269                                 | 25                                    | -                          | 25                                  | 39                                       | 39               | -                                   |
| -  | -                                   | -                            | -  | -                                   | -                                     | -                          | -                                   | -  | -                | -                                   |
| -  | -                                   | -                            | -  | -                                   | -                                     | -                          | -                                   | 24                                       | -                | 24                                  |



表 20 醫院家數—按病床組別及評鑑等級別分

民國九十四年底

單位：家

| 評鑑等級別<br>Accreditation |  | 總計<br>Total | 1—9<br>床<br>Beds | 10—19<br>床<br>Beds | 20—29<br>床<br>Beds |
|------------------------|--|-------------|------------------|--------------------|--------------------|
| <b>總計</b>              | <b>Total</b>                           | <b>556</b>  | <b>1</b>         | <b>24</b>          | <b>71</b>          |
| <b>評鑑醫院</b>            | <b>Accredited Hospital</b>             | <b>477</b>  | <b>-</b>         | <b>1</b>           | <b>53</b>          |
| 醫學中心                   | Medical Center                         | 22          | -                | -                  | -                  |
| 準醫學中心                  | Would-be Medical Center                | -           | -                | -                  | -                  |
| 區域醫院                   | Regional Hospital                      | 65          | -                | -                  | -                  |
| 甲類教學                   | Class I Teaching Hospital              | 2           | -                | -                  | -                  |
| 乙類教學                   | Class II Teaching Hospital             | 59          | -                | -                  | -                  |
| 非教學                    | Non-Teaching Hospital                  | 4           | -                | -                  | -                  |
| 地區醫院                   | District Hospital                      | 352         | -                | 1                  | 53                 |
| 乙類教學                   | Class II Teaching Hospital             | 41          | -                | -                  | -                  |
| 非教學                    | Non-Teaching Hospital                  | 311         | -                | 1                  | 53                 |
| 精神專科醫院                 | Psychiatric Hospital                   | 38          | -                | -                  | -                  |
| 教學                     | Teaching Hospital                      | 8           | -                | -                  | -                  |
| 非教學                    | Non-Teaching Hospital                  | 30          | -                | -                  | -                  |
| <b>非評鑑醫院</b>           | <b>Hospitals Without Accreditation</b> | <b>79</b>   | <b>1</b>         | <b>23</b>          | <b>18</b>          |
| 西醫醫院                   | Hospital                               | 54          | 1                | -                  | 17                 |
| 中醫醫院                   | Chinese Med. Hospital                  | 25          | -                | 23                 | 1                  |

**Table 20 Number of Hospitals by Number of Beds and Accreditation, 2005**

Unit : No. of Hospitals

| 30—39<br>床<br>Beds | 40—49<br>床<br>Beds | 50—99<br>床<br>Beds | 100—199<br>床<br>Beds | 200—299<br>床<br>Beds | 300—499<br>床<br>Beds | 500—999<br>床<br>Beds | 1000—1999<br>床<br>Beds | 2000<br>床以上<br>up |
|--------------------|--------------------|--------------------|----------------------|----------------------|----------------------|----------------------|------------------------|-------------------|
| <b>40</b>          | <b>58</b>          | <b>125</b>         | <b>65</b>            | <b>42</b>            | <b>56</b>            | <b>55</b>            | <b>14</b>              | <b>5</b>          |
| <b>35</b>          | <b>54</b>          | <b>113</b>         | <b>55</b>            | <b>41</b>            | <b>54</b>            | <b>52</b>            | <b>14</b>              | <b>5</b>          |
| -                  | -                  | 1                  | -                    | -                    | 2                    | 6                    | 9                      | 4                 |
| -                  | -                  | -                  | -                    | -                    | -                    | -                    | -                      | -                 |
| -                  | -                  | -                  | 2                    | 1                    | 23                   | 34                   | 4                      | 1                 |
| -                  | -                  | -                  | 1                    | -                    | 1                    | -                    | -                      | -                 |
| -                  | -                  | -                  | -                    | 1                    | 20                   | 33                   | 4                      | 1                 |
| -                  | -                  | -                  | 1                    | -                    | 2                    | 1                    | -                      | -                 |
| 33                 | 53                 | 104                | 50                   | 29                   | 22                   | 7                    | -                      | -                 |
| -                  | -                  | -                  | 6                    | 16                   | 14                   | 5                    | -                      | -                 |
| 33                 | 53                 | 104                | 44                   | 13                   | 8                    | 2                    | -                      | -                 |
| 2                  | 1                  | 8                  | 3                    | 11                   | 7                    | 5                    | 1                      | -                 |
| -                  | -                  | -                  | -                    | -                    | 2                    | 5                    | 1                      | -                 |
| 2                  | 1                  | 8                  | 3                    | 11                   | 5                    | -                    | -                      | -                 |
| <b>5</b>           | <b>4</b>           | <b>12</b>          | <b>10</b>            | <b>1</b>             | <b>2</b>             | <b>3</b>             | -                      | -                 |
| 5                  | 3                  | 12                 | 10                   | 1                    | 2                    | 3                    | -                      | -                 |
| -                  | 1                  | -                  | -                    | -                    | -                    | -                    | -                      | -                 |

表 21 醫院家數—按病床組別及權屬別分

民國九十四年底

單位：家

| 權屬別<br>Ownership |   | 總 計<br>Total | 1—9<br>床<br>Beds | 10—19<br>床<br>Beds | 20—29<br>床<br>Beds |
|------------------|---|--------------|------------------|--------------------|--------------------|
| <b>總 計</b>       | <b>Total</b>  | <b>556</b>   | <b>1</b>         | <b>24</b>          | <b>71</b>          |
| <b>公 立 醫 院</b>   | <b>Public Hospitals</b>                                 | <b>80</b>    | <b>1</b>         | <b>1</b>           | <b>1</b>           |
| 行政院衛生署所屬         | Hospitals Subordinate to DOH                            | 35           | 1                | -                  | 1                  |
| 臺北市立醫院           | Taipei Municipal Hospitals                              | 1            | -                | -                  | -                  |
| 高雄市立醫院           | Kaohsiung Municipal Hospitals                           | 3            | -                | -                  | -                  |
| 縣市立醫院            | County & City Hospitals                                 | 4            | -                | -                  | -                  |
| 公立醫學院校附設醫院       | Hospitals Affiliated with Public Medical Schools        | 5            | -                | -                  | -                  |
| 軍方醫院—民眾診療        | Civilian Clinics of Military Hospitals                  | 14           | -                | -                  | -                  |
| 榮民醫院             | Hosps. of VACRS   | 15           | -                | -                  | -                  |
| 機關(構)附設醫院        | Hospitals Affiliated with Enterprises                   | 2            | -                | -                  | -                  |
| 公立中醫醫院           | Public Chinese Med. Hosps.                              | 1            | -                | 1                  | -                  |
| <b>私 立 醫 院</b>   | <b>Private Hospitals</b>                                | <b>476</b>   | <b>-</b>         | <b>23</b>          | <b>70</b>          |
| 財團法人醫院           | Non-Profit Proprietary Hosps.                           | 55           | -                | -                  | 3                  |
| 宗教財團法人附設醫院       | Hosps. Affiliated with Religious Non-Profit Proprietary | 11           | -                | -                  | 1                  |
| 醫學院校附設醫院         | Hosps. Affiliated with Medical School                   | 9            | -                | -                  | -                  |
| 其他法人附設醫院         | Hosps. Affiliated with Other Non-Profit Proprietary     | 13           | -                | -                  | 1                  |
| 私立醫院             | Private Hosps.  | 364          | -                | 1                  | 64                 |
| 私立牙醫醫院           | Private Dental Hosps.                                   | -            | -                | -                  | -                  |
| 私立中醫醫院           | Private Chinese Med. Hosps.                             | 24           | -                | 22                 | 1                  |

**Table 21 Number of Hospitals by Number of Beds and Ownership, 2005**

Unit : No. of Hospitals

| 30—39<br>床<br>Beds | 40—49<br>床<br>Beds | 50—99<br>床<br>Beds | 100—199<br>床<br>Beds | 200—299<br>床<br>Beds | 300—499<br>床<br>Beds | 500—999<br>床<br>Beds | 1000—1999<br>床<br>Beds | 2000<br>床以上<br>up |
|--------------------|--------------------|--------------------|----------------------|----------------------|----------------------|----------------------|------------------------|-------------------|
| 40                 | 58                 | 125                | 65                   | 42                   | 56                   | 55                   | 14                     | 5                 |
| 2                  | 2                  | 2                  | 8                    | 10                   | 19                   | 26                   | 5                      | 3                 |
| 1                  | 1                  | -                  | 3                    | 6                    | 11                   | 11                   | -                      | -                 |
| -                  | -                  | -                  | -                    | -                    | -                    | -                    | -                      | 1                 |
| -                  | -                  | -                  | -                    | -                    | 1                    | 2                    | -                      | -                 |
| 1                  | -                  | 1                  | -                    | -                    | 1                    | 1                    | -                      | -                 |
| -                  | 1                  | -                  | 1                    | -                    | -                    | 1                    | 1                      | 1                 |
| -                  | -                  | -                  | 3                    | 3                    | 2                    | 5                    | 1                      | -                 |
| -                  | -                  | -                  | 1                    | -                    | 4                    | 6                    | 3                      | 1                 |
| -                  | -                  | 1                  | -                    | 1                    | -                    | -                    | -                      | -                 |
| -                  | -                  | -                  | -                    | -                    | -                    | -                    | -                      | -                 |
| 38                 | 56                 | 123                | 57                   | 32                   | 37                   | 29                   | 9                      | 2                 |
| -                  | -                  | 5                  | 4                    | 7                    | 14                   | 15                   | 5                      | 2                 |
| -                  | -                  | 3                  | -                    | 1                    | 3                    | 3                    | -                      | -                 |
| -                  | -                  | -                  | 2                    | 1                    | 1                    | 3                    | 2                      | -                 |
| -                  | 1                  | 3                  | 3                    | 2                    | 2                    | -                    | 1                      | -                 |
| 38                 | 54                 | 112                | 48                   | 21                   | 17                   | 8                    | 1                      | -                 |
| -                  | -                  | -                  | -                    | -                    | -                    | -                    | -                      | -                 |
| -                  | 1                  | -                  | -                    | -                    | -                    | -                    | -                      | -                 |

表 22 醫院家數—按病床組別及縣市別分

民國九十四年底

單位：家

| 縣市別<br>Locality |                  | 總 計<br>Total | 1—9<br>床<br>Beds | 10—19<br>床<br>Beds | 20—29<br>床<br>Beds |
|-----------------|------------------|--------------|------------------|--------------------|--------------------|
| 總 計             | Total            | 556          | 1                | 24                 | 71                 |
| 臺 北 市           | Taipei City      | 41           | -                | 4                  | -                  |
| 高 雄 市           | Kaohsiung City   | 65           | -                | 4                  | 13                 |
| 臺 北 縣           | Taipei County    | 65           | -                | 1                  | 8                  |
| 宜 蘭 縣           | Ilan County      | 11           | -                | 1                  | 2                  |
| 桃 園 縣           | Taoyuan County   | 36           | -                | 1                  | 6                  |
| 新 竹 縣           | Hsinchu County   | 10           | -                | 1                  | 1                  |
| 苗 栗 縣           | Miaoli County    | 16           | -                | 1                  | -                  |
| 臺 中 縣           | Taichung County  | 36           | -                | 3                  | 2                  |
| 彰 化 縣           | Changhua County  | 37           | -                | -                  | 5                  |
| 南 投 縣           | Nantou County    | 11           | -                | -                  | 2                  |
| 雲 林 縣           | Yunlin County    | 19           | -                | -                  | 5                  |
| 嘉 義 縣           | Chiayi County    | 6            | -                | -                  | 1                  |
| 臺 南 縣           | Tainan County    | 29           | -                | -                  | 3                  |
| 高 雄 縣           | Kaohsiung County | 39           | -                | 2                  | 5                  |
| 屏 東 縣           | Pingtung County  | 33           | -                | 2                  | 6                  |
| 臺 東 縣           | Taitung County   | 7            | 1                | -                  | -                  |
| 花 蓮 縣           | Hualien County   | 10           | -                | 1                  | 1                  |
| 澎 湖 縣           | Penghu County    | 3            | -                | -                  | 1                  |
| 基 隆 市           | Keelung City     | 8            | -                | -                  | -                  |
| 新 竹 市           | Hsinchu City     | 8            | -                | -                  | -                  |
| 臺 中 市           | Taichung City    | 32           | -                | 1                  | 1                  |
| 嘉 義 市           | Chiayi City      | 12           | -                | -                  | 2                  |
| 臺 南 市           | Tainan City      | 20           | -                | 2                  | 7                  |
| 金 門 縣           | Kinmen County    | 1            | -                | -                  | -                  |
| 連 江 縣           | Lienkiang County | 1            | -                | -                  | -                  |

**Table 22 Number of Hospitals by Number of Beds and Locality, 2005**

Unit : No. of Hospitals

| 30—39<br>床<br>Beds | 40—49<br>床<br>Beds | 50—99<br>床<br>Beds | 100—199<br>床<br>Beds | 200—299<br>床<br>Beds | 300—499<br>床<br>Beds | 500—999<br>床<br>Beds | 1000—1999<br>床<br>Beds | 2000<br>床以上<br>up |
|--------------------|--------------------|--------------------|----------------------|----------------------|----------------------|----------------------|------------------------|-------------------|
| 40                 | 58                 | 125                | 65                   | 42                   | 56                   | 55                   | 14                     | 5                 |
| 3                  | 2                  | 7                  | 4                    | 7                    | 4                    | 5                    | 2                      | 3                 |
| 11                 | 5                  | 17                 | 4                    | 1                    | 3                    | 5                    | 2                      | -                 |
| 5                  | 9                  | 19                 | 7                    | 4                    | 7                    | 4                    | 1                      | -                 |
| -                  | 1                  | 1                  | -                    | 1                    | 2                    | 2                    | 1                      | -                 |
| -                  | 2                  | 6                  | 6                    | 1                    | 6                    | 7                    | -                      | 1                 |
| 1                  | 1                  | -                  | 2                    | -                    | 3                    | 1                    | -                      | -                 |
| 1                  | 3                  | 4                  | 3                    | 1                    | 2                    | 1                    | -                      | -                 |
| 5                  | 2                  | 8                  | 4                    | 4                    | 3                    | 4                    | 1                      | -                 |
| 2                  | 9                  | 10                 | 6                    | 2                    | -                    | 2                    | 1                      | -                 |
| -                  | 1                  | 1                  | 1                    | 1                    | 4                    | 1                    | -                      | -                 |
| 1                  | 2                  | 4                  | 2                    | 3                    | 1                    | 1                    | -                      | -                 |
| -                  | -                  | -                  | -                    | 1                    | -                    | 4                    | -                      | -                 |
| 1                  | 5                  | 7                  | 5                    | 2                    | 2                    | 3                    | 1                      | -                 |
| 4                  | 8                  | 10                 | 3                    | 4                    | 1                    | -                    | 1                      | 1                 |
| 1                  | 2                  | 10                 | 3                    | 2                    | 5                    | 2                    | -                      | -                 |
| -                  | -                  | 2                  | 1                    | 2                    | 1                    | -                    | -                      | -                 |
| -                  | -                  | 1                  | -                    | -                    | 4                    | 2                    | 1                      | -                 |
| -                  | -                  | -                  | -                    | 2                    | -                    | -                    | -                      | -                 |
| -                  | -                  | 3                  | 2                    | 1                    | 1                    | 1                    | -                      | -                 |
| -                  | -                  | 3                  | 1                    | 1                    | 2                    | 1                    | -                      | -                 |
| 3                  | 2                  | 6                  | 10                   | 1                    | 3                    | 3                    | 2                      | -                 |
| -                  | 1                  | 4                  | 1                    | 1                    | -                    | 3                    | -                      | -                 |
| 1                  | 3                  | 2                  | -                    | -                    | 1                    | 3                    | 1                      | -                 |
| -                  | -                  | -                  | -                    | -                    | 1                    | -                    | -                      | -                 |
| 1                  | -                  | -                  | -                    | -                    | -                    | -                    | -                      | -                 |

## 貳、統計表

### Statistical Table

## 三、醫院病床數

### III. Hospital Bed

表 23 醫院病床數—按評鑑等級別分

民國九十四年底

單位：床

| 評鑑等級別<br>Accreditation |                                    | 醫院家數<br>Number of<br>Hospitals | 醫院病床數<br>Number of Beds<br>in Hospitals | 合 計<br>Total |
|------------------------|------------------------------------|--------------------------------|---|--------------|
| 總 計                    | Total                              | 556                            | 129,548                                 | 95,810       |
| 評 鑑 醫 院                | Accredited Hospital                | 477                            | 123,310                                 | 91,114       |
| 醫學中心                   | Medical Center                     | 22                             | 30,552                                  | 22,679       |
| 準醫學中心                  | Would-be Medical<br>Center         | -                              | -                                       | -            |
| 區域醫院                   | Regional Hospital                  | 65                             | 43,021                                  | 31,089       |
| 甲類教學                   | Class I Teaching<br>Hospital       | 2                              | 551                                     | 417          |
| 乙類教學                   | Class II Teaching<br>Hospital      | 59                             | 40,744                                  | 29,329       |
| 非教學                    | Non-Teaching Hospital              | 4                              | 1,726                                   | 1,343        |
| 地區醫院                   | District Hospital                  | 352                            | 38,584                                  | 26,314       |
| 乙類教學                   | Class II Teaching<br>Hospital      | 41                             | 13,453                                  | 9,934        |
| 非教學                    | Non-Teaching Hospital              | 311                            | 25,131                                  | 16,380       |
| 精神專科醫院                 | Psychiatric Hospital               | 38                             | 11,153                                  | 11,032       |
| 教學                     | Teaching Hospital                  | 8                              | 5,374                                   | 5,271        |
| 非教學                    | Non-Teaching Hospital              | 30                             | 5,779                                   | 5,761        |
| 非評鑑醫院                  | Hospitals Without<br>Accreditation | 79                             | 6,238                                   | 4,696        |
| 西醫醫院                   | Hospital                           | 54                             | 5,937                                   | 4,395        |
| 中醫醫院                   | Chinese Med. Hospital              | 25                             | 301                                     | 301          |

附註：係開放病床數。



**Table 23 Number of Beds in Hospitals by Accreditation, 2005**

Unit: No. of Beds

| 醫 院 Hospitals          |                            |                        |                            |                     |                      |
|------------------------|----------------------------|------------------------|----------------------------|---------------------|----------------------|
| 一 般 病 床 General Beds   |                            |                        |                            |                     |                      |
| 急性病床 Acute Beds        |                            | 慢性病床 Chronic Beds      |                            |                     |                      |
| 急性一般病床<br>General Beds | 急性精神病床<br>Psychiatric Beds | 慢性一般病床<br>General Beds | 慢性精神病床<br>Psychiatric Beds | 慢性結核病床<br>T.B. Beds | 癩病病床<br>Leprosy Beds |
| 72,411                 | 6,012                      | 4,415                  | 12,544                     | 48                  | 380                  |
| 69,668                 | 5,912                      | 3,314                  | 12,172                     | 48                  | -                    |
| 21,014                 | 904                        | 723                    | 38                         | -                   | -                    |
| -                      | -                          | -                      | -                          | -                   | -                    |
| 26,739                 | 2,025                      | 983                    | 1,340                      | 2                   | -                    |
| 388                    | 29                         | -                      | -                          | -                   | -                    |
| 25,353                 | 1,946                      | 728                    | 1,300                      | 2                   | -                    |
| 998                    | 50                         | 255                    | 40                         | -                   | -                    |
| 21,732                 | 873                        | 1,508                  | 2,161                      | 40                  | -                    |
| 7,387                  | 509                        | 921                    | 1,117                      | -                   | -                    |
| 14,345                 | 364                        | 587                    | 1,044                      | 40                  | -                    |
| 183                    | 2,110                      | 100                    | 8,633                      | 6                   | -                    |
| 145                    | 1,299                      | -                      | 3,821                      | 6                   | -                    |
| 38                     | 811                        | 100                    | 4,812                      | -                   | -                    |
| 2,743                  | 100                        | 1,101                  | 372                        | -                   | 380                  |
| 2,462                  | 100                        | 1,081                  | 372                        | -                   | 380                  |
| 281                    | -                          | 20                     | -                          | -                   | -                    |

表 23 醫院病床數—按評鑑等級別分 (續)

民國九十四年底

單位：床

| 評鑑等級別<br>Accreditation |                                    | 醫 院          |                                |                           |                             |
|------------------------|------------------------------------|--------------|--------------------------------|---------------------------|-----------------------------|
|                        |                                    | 特 殊 病 床      |                                |                           |                             |
|                        |                                    | 合 計<br>Total | 加護病床<br>Intensive Care<br>Beds | 燒傷病床<br>Burn Care<br>Beds | 嬰兒病床<br>Infant Care<br>Beds |
| 總 計                    | Total                              | 33,738       | 6,996                          | 361                       | 1,773                       |
| 評 鑑 醫 院                | Accredited Hospital                | 32,196       | 6,819                          | 361                       | 1,740                       |
| 醫學中心                   | Medical Center                     | 7,873        | 2,495                          | 198                       | 611                         |
| 準醫學中心                  | Would-be Medical<br>Center         | -            | -                              | -                         | -                           |
| 區域醫院                   | Regional Hospital                  | 11,932       | 2,923                          | 155                       | 872                         |
| 甲類教學                   | Class I Teaching<br>Hospital       | 134          | 37                             | 4                         | 17                          |
| 乙類教學                   | Class II Teaching<br>Hospital      | 11,415       | 2,768                          | 147                       | 843                         |
| 非教學                    | Non-Teaching Hospital              | 383          | 118                            | 4                         | 12                          |
| 地區醫院                   | District Hospital                  | 12,270       | 1,357                          | 8                         | 257                         |
| 乙類教學                   | Class II Teaching<br>Hospital      | 3,519        | 632                            | 8                         | 194                         |
| 非教學                    | Non-Teaching Hospital              | 8,751        | 725                            | -                         | 63                          |
| 精神專科醫院                 | Psychiatric Hospital               | 121          | 44                             | -                         | -                           |
| 教學                     | Teaching Hospital                  | 103          | 44                             | -                         | -                           |
| 非教學                    | Non-Teaching Hospital              | 18           | -                              | -                         | -                           |
| 非評鑑醫院                  | Hospitals Without<br>Accreditation | 1,542        | 177                            | -                         | 33                          |
| 西醫醫院                   | Hospital                           | 1,542        | 177                            | -                         | 33                          |
| 中醫醫院                   | Chinese Med. Hospital              | -            | -                              | -                         | -                           |

附註：係開放病床數。

**Table 23 Number of Beds in Hospitals by Accreditation, 2005 (Cont'd)**

Unit: No. of Beds

| Hospitals                                 |   |                                      |                              |                     |                        |                               |             |
|---|---|--------------------------------------|------------------------------|---------------------|------------------------|-------------------------------|-------------|
| Special Beds                              |   |                                      |                              |                     |                        |                               |             |
| 急診觀察床<br>Emergency<br>Observation<br>Beds | 安寧療護病床<br>Hospice Palliative<br>Care Beds | 呼吸照護病床<br>Respirational<br>Care Beds | 急性結核病床<br>Acute T.B.<br>Beds | 手術恢復床<br>Ether Beds | 嬰兒床<br>Nursery<br>Beds | 洗腎治療床<br>Hemodialysis<br>Beds | 其他<br>Other |
| 4,235                                     | 353                                       | 6,218                                | 146                          | 1,249               | 4,147                  | 7,420                         | 840         |
| 4,077                                     | 309                                       | 5,738                                | 146                          | 1,175               | 3,996                  | 7,027                         | 808         |
| 1,411                                     | 121                                       | 417                                  | -                            | 412                 | 788                    | 1,146                         | 274         |
| -   | -   | -                                    | -                            | -                   | -                      | -                             | -           |
| 1,407                                     | 134                                       | 1,350                                | 34                           | 449                 | 1,650                  | 2,614                         | 344         |
| 17  | -   | -                                    | -                            | 7                   | 20                     | 16                            | 16          |
| 1,345                                     | 134                                       | 1,290                                | 34                           | 427                 | 1,599                  | 2,500                         | 328         |
| 45  | -   | 60                                   | -                            | 15                  | 31                     | 98                            | -           |
| 1,223                                     | 54  | 3,971                                | 112                          | 314                 | 1,546                  | 3,241                         | 187         |
| 460                                       | 11  | 559                                  | 2                            | 118                 | 601                    | 865                           | 69          |
| 763                                       | 43  | 3,412                                | 110                          | 196                 | 945                    | 2,376                         | 118         |
| 36  | -   | -                                    | -                            | -                   | 12                     | 26                            | 3           |
| 21  | -   | -                                    | -                            | -                   | 12                     | 26                            | -           |
| 15  | -   | -                                    | -                            | -                   | -                      | -                             | 3           |
| 158                                       | 44  | 480                                  | -                            | 74                  | 151                    | 393                           | 32          |
| 158                                       | 44  | 480                                  | -                            | 74                  | 151                    | 393                           | 32          |
| -   | -   | -                                    | -                            | -                   | -                      | -                             | -           |

表 24 醫院病床數—按權屬別分

民國九十四年底

單位：床

| 權屬別<br>Ownership |   | 醫院家數<br>Number of<br>Hospitals | 醫院病床數<br>Number of Beds<br>in Hospitals | 合 計<br>Total |
|------------------|---|--------------------------------|---|--------------|
| 總 計              | Total   | 556                            | 129,548                                 | 95,810       |
| 公 立 醫 院          | Public Hospitals  | 80                             | 44,273                                  | 35,321       |
| 行政院衛生署所屬         | Hospitals Subordinate to<br>DOH                               | 35                             | 13,794                                  | 11,088       |
| 臺北市立醫院           | Taipei Municipal Hospitals                                    | 1                              | 3,485                                   | 2,712        |
| 高雄市立醫院           | Kaohsiung Municipal<br>Hospitals                              | 3                              | 1,887                                   | 1,607        |
| 縣市立醫院            | County & City Hospitals                                       | 4                              | 1,164                                   | 787          |
| 公立醫學院校附設醫院       | Hospitals Affiliated with<br>Public Medical Schools           | 5                              | 4,633                                   | 3,493        |
| 軍方醫院—民眾診療        | Civilian Clinics of Military<br>Hospitals                     | 14                             | 6,787                                   | 5,451        |
| 榮民醫院             | Hosps. of VACRS   | 15                             | 12,190                                  | 9,962        |
| 機關(構)附設醫院        | Hospitals Affiliated with<br>Enterprises                      | 2                              | 319                                     | 207          |
| 公立中醫醫院           | Public Chinese Med. Hosps.                                    | 1                              | 14                                      | 14           |
| 私 立 醫 院          | Private Hospitals   | 476                            | 85,275                                  | 60,489       |
| 財團法人醫院           | Non-Profit Proprietary<br>Hosps.                              | 55                             | 32,947                                  | 23,670       |
| 宗教財團法人附設醫院       | Hosps. Affiliated with<br>Religious Non-Profit<br>Proprietary | 11                             | 4,007                                   | 2,791        |
| 醫學院校附設醫院         | Hosps. Affiliated with<br>Medical School                      | 9                              | 6,544                                   | 4,718        |
| 其他法人附設醫院         | Hosps. Affiliated with Other<br>Non-Profit Proprietary        | 13                             | 2,932                                   | 2,343        |
| 私立醫院             | Private Hosps.  | 364                            | 38,558                                  | 26,680       |
| 私立牙醫醫院           | Private Dental Hosps.   | -                              | -                                       | -            |
| 私立中醫醫院           | Private Chinese Med. Hosps.                                   | 24                             | 287                                     | 287          |

**Table 24 Number of Beds in Hospitals by Ownership, 2005**

Unit: No. of Beds

| 醫 院 Hospitals          |                            |                        |                            |                     |                      |
|------------------------|----------------------------|------------------------|----------------------------|---------------------|----------------------|
| 一 般 病 床 General Beds   |                            |                        |                            |                     |                      |
| 急性病床<br>Acute Beds     | 慢性病床 Chronic Beds          |                        |                            |                     |                      |
| 急性一般病床<br>General Beds | 急性精神病床<br>Psychiatric Beds | 慢性一般病床<br>General Beds | 慢性精神病床<br>Psychiatric Beds | 慢性結核病床<br>T.B. Beds | 癩病病床<br>Leprosy Beds |
| 72,411                 | 6,012                      | 4,415                  | 12,544                     | 48                  | 380                  |
| 23,143                 | 3,826                      | 1,369                  | 6,555                      | 48                  | 380                  |
| 5,891                  | 1,473                      | 265                    | 3,079                      | -                   | 380                  |
| 2,100                  | 471                        | 50                     | 91                         | -                   | -                    |
| 915                    | 200                        | -                      | 492                        | -                   | -                    |
| 763                    | 24                         | -                      | -                          | -                   | -                    |
| 3,235                  | 148                        | -                      | 110                        | -                   | -                    |
| 4,065                  | 722                        | 85                     | 577                        | 2                   | -                    |
| 6,047                  | 788                        | 875                    | 2,206                      | 46                  | -                    |
| 113                    | -                          | 94                     | -                          | -                   | -                    |
| 14                     | -                          | -                      | -                          | -                   | -                    |
| 49,268                 | 2,186                      | 3,046                  | 5,989                      | -                   | -                    |
| 20,646                 | 880                        | 1,427                  | 717                        | -                   | -                    |
| 2,581                  | 100                        | 110                    | -                          | -                   | -                    |
| 4,477                  | 153                        | 88                     | -                          | -                   | -                    |
| 1,212                  | 90                         | 220                    | 821                        | -                   | -                    |
| 20,085                 | 963                        | 1,181                  | 4,451                      | -                   | -                    |
| -                      | -                          | -                      | -                          | -                   | -                    |
| 267                    | -                          | 20                     | -                          | -                   | -                    |

表 24 醫院病床數—按權屬別分 (續)

民國九十四年底

單位：床

| 權屬別<br>Ownership |   | 醫 院           |                                |                           |                             |
|------------------|---|---------------|--------------------------------|---------------------------|-----------------------------|
|                  |   | 特 殊 病 床       |                                |                           |                             |
|                  |   | 合 計<br>Total  | 加護病床<br>Intensive Care<br>Beds | 燒傷病床<br>Burn Care<br>Beds | 嬰兒病床<br>Infant Care<br>Beds |
| <b>總 計</b>       | <b>Total</b>  | <b>33,738</b> | <b>6,996</b>                   | <b>361</b>                | <b>1,773</b>                |
| <b>公 立 醫 院</b>   | <b>Public Hospitals</b>                                 | <b>8,952</b>  | <b>2,132</b>                   | <b>183</b>                | <b>493</b>                  |
| 行政院衛生署所屬         | Hospitals Subordinate to DOH                            | 2,706         | 518                            | 22                        | 119                         |
| 臺北市立醫院           | Taopei Municipal Hospitals                              | 773           | 178                            | 23                        | 79                          |
| 高雄市立醫院           | Kaohsiung Municipal Hospitals                           | 280           | 84                             | -                         | 17                          |
| 縣市立醫院            | County & City Hospitals                                 | 377           | 62                             | -                         | 13                          |
| 公立醫學院校附設醫院       | Hospitals Affiliated with Public Medical Schools        | 1,140         | 358                            | 33                        | 76                          |
| 軍方醫院—民眾診療        | Civilian Clinics of Military Hospitals                  | 1,336         | 317                            | 83                        | 100                         |
| 榮民醫院             | Hosps. of VACRS   | 2,228         | 599                            | 22                        | 89                          |
| 機關(構)附設醫院        | Hospitals Affiliated with Enterprises                   | 112           | 16                             | -                         | -                           |
| 公立中醫醫院           | Public Chinese Med. Hosps.                              | -             | -                              | -                         | -                           |
| <b>私 立 醫 院</b>   | <b>Private Hospitals</b>                                | <b>24,786</b> | <b>4,864</b>                   | <b>178</b>                | <b>1,280</b>                |
| 財團法人醫院           | Non-Profit Proprietary Hosps.                           | 9,277         | 2,392                          | 125                       | 694                         |
| 宗教財團法人附設醫院       | Hosps. Affiliated with Religious Non-Profit Proprietary | 1,216         | 271                            | -                         | 110                         |
| 醫學院校附設醫院         | Hosps. Affiliated with Medical School                   | 1,826         | 521                            | 38                        | 146                         |
| 其他法人附設醫院         | Hosps. Affiliated with Other Non-Profit Proprietary     | 589           | 81                             | 5                         | 47                          |
| 私立醫院             | Private Hosps.  | 11,878        | 1,599                          | 10                        | 283                         |
| 私立牙醫醫院           | Private Dental Hosps.                                   | -             | -                              | -                         | -                           |
| 私立中醫醫院           | Private Chinese Med. Hosps.                             | -             | -                              | -                         | -                           |

**Table 24 Number of Beds in Hospitals by Ownership, 2005 (Cont'd)**

| Unit: No. of Beds                         |   |                                      |                              |                     |                        |                               |             |
|---|---|--------------------------------------|------------------------------|---------------------|------------------------|-------------------------------|-------------|
| Hospitals                                 |   |                                      |                              |                     |                        |                               |             |
| Special Beds                              |   |                                      |                              |                     |                        |                               |             |
| 急診觀察床<br>Emergency<br>Observation<br>Beds | 安寧療護病床<br>Hospice Palliative<br>Care Beds | 呼吸照護病床<br>Respirational<br>Care Beds | 急性結核病床<br>Acute T.B.<br>Beds | 手術恢復床<br>Ether Beds | 嬰兒床<br>Nursery<br>Beds | 洗腎治療床<br>Hemodialysis<br>Beds | 其他<br>Other |
| <b>4,235</b>                              | <b>353</b>                                | <b>6,218</b>                         | <b>146</b>                   | <b>1,249</b>        | <b>4,147</b>           | <b>7,420</b>                  | <b>840</b>  |
| <b>1,411</b>                              | <b>116</b>                                | <b>1,331</b>                         | <b>143</b>                   | <b>404</b>          | <b>976</b>             | <b>1,466</b>                  | <b>297</b>  |
| 308                                       | 12  | 670                                  | 69                           | 56                  | 304                    | 541                           | 87          |
| 145                                       | 11  | 20                                   | -                            | 48                  | 105                    | 138                           | 26          |
| 33  | -   | -                                    | -                            | 19                  | 40                     | 87                            | -           |
| 85  | -   | 74                                   | -                            | 11                  | 54                     | 70                            | 8           |
| 291                                       | 12  | 56                                   | -                            | 72                  | 111                    | 125                           | 6           |
| 203                                       | -   | 129                                  | -                            | 77                  | 184                    | 195                           | 48          |
| 337                                       | 69  | 328                                  | 74                           | 119                 | 178                    | 291                           | 122         |
| 9   | 12  | 54                                   | -                            | 2                   | -                      | 19                            | -           |
| -   | -   | -                                    | -                            | -                   | -                      | -                             | -           |
| <b>2,824</b>                              | <b>237</b>                                | <b>4,887</b>                         | <b>3</b>                     | <b>845</b>          | <b>3,171</b>           | <b>5,954</b>                  | <b>543</b>  |
| 1,432                                     | 135                                       | 547                                  | -                            | 377                 | 1,254                  | 2,056                         | 265         |
| 94  | 59  | 125                                  | -                            | 39                  | 204                    | 278                           | 36          |
| 215                                       | 38  | 275                                  | -                            | 78                  | 169                    | 306                           | 40          |
| 61  | -   | 154                                  | 3                            | 12                  | 32                     | 184                           | 10          |
| 1,022                                     | 5   | 3,786                                | -                            | 339                 | 1,512                  | 3,130                         | 192         |
| -   | -   | -                                    | -                            | -                   | -                      | -                             | -           |
| -   | -   | -                                    | -                            | -                   | -                      | -                             | -           |

表 25 醫院病床數—按權屬別及評鑑等級別分

民國九十四年底

單位：床

| 權屬別<br>Ownership |   | 病床數<br>Number of<br>Beds | 評 鑑 醫 院        |                           |  |                              |   |
|------------------|---|--------------------------|----------------|---------------------------|--|------------------------------|---|
|                  |   |                          | 合計<br>Total    | 醫學中心<br>Medical<br>Center | 準醫學中心<br>Would-be<br>Medical<br>Center | 區域醫院<br>Regional<br>Hospital | 甲類教學<br>Class I<br>Teaching<br>Hospital |
| <b>總 計</b>       | <b>Total</b>  | <b>129,548</b>           | <b>123,310</b> | <b>30,552</b>             | <b>-</b>                               | <b>43,021</b>                | <b>551</b>                              |
| <b>公 立 醫 院</b>   | <b>Public Hospitals</b>                                 | <b>44,273</b>            | <b>43,529</b>  | <b>11,342</b>             | <b>-</b>                               | <b>16,082</b>                | <b>-</b>                                |
| 行政院衛生署所屬         | Hospitals Subordinate to DOH                            | 13,794                   | 13,298         | -                         | -                                      | 5,889                        | -                                       |
| 臺北市立醫院           | Taipei Municipal Hospitals                              | 3,485                    | 3,485          | -                         | -                                      | 3,485                        | -                                       |
| 高雄市立醫院           | Kaohsiung Municipal Hospitals                           | 1,887                    | 1,887          | -                         | -                                      | 1,157                        | -                                       |
| 縣市立醫院            | County & City Hospitals                                 | 1,164                    | 1,126          | -                         | -                                      | 637                          | -                                       |
| 公立醫學院校附設醫院       | Hospitals Affiliated with Public Medical Schools        | 4,633                    | 4,513          | 3,830                     | -                                      | 638                          | -                                       |
| 軍方醫院—民眾診療        | Civilian Clinics of Military Hospitals                  | 6,787                    | 6,787          | 1,721                     | -                                      | 3,000                        | -                                       |
| 榮民醫院             | Hosps. of VACRS   | 12,190                   | 12,190         | 5,791                     | -                                      | 1,276                        | -                                       |
| 機關(構)附設醫院        | Hospitals Affiliated with Enterprises                   | 319                      | 243            | -                         | -                                      | -                            | -                                       |
| 公立中醫醫院           | Public Chinese Med. Hosps.                              | 14                       | -              | -                         | -                                      | -                            | -                                       |
| <b>私 立 醫 院</b>   | <b>Private Hospitals</b>                                | <b>85,275</b>            | <b>79,781</b>  | <b>19,210</b>             | <b>-</b>                               | <b>26,939</b>                | <b>551</b>                              |
| 財團法人醫院           | Non-Profit Proprietary Hosps.                           | 32,947                   | 30,412         | 14,197                    | -                                      | 12,741                       | -                                       |
| 宗教財團法人附設醫院       | Hosps. Affiliated with Religious Non-Profit Proprietary | 4,007                    | 4,007          | -                         | -                                      | 2,737                        | -                                       |
| 醫學院校附設醫院         | Hosps. Affiliated with Medical School                   | 6,544                    | 6,544          | 5,013                     | -                                      | 551                          | 551                                     |
| 其他法人附設醫院         | Hosps. Affiliated with Other Non-Profit Proprietary     | 2,932                    | 2,694          | -                         | -                                      | 1,060                        | -                                       |
| 私立醫院             | Private Hosps.  | 38,558                   | 36,124         | -                         | -                                      | 9,850                        | -                                       |
| 私立牙醫醫院           | Private Dental Hosps.                                   | -                        | -              | -                         | -                                      | -                            | -                                       |
| 私立中醫醫院           | Private Chinese Med. Hosps.                             | 287                      | -              | -                         | -                                      | -                            | -                                       |



**Table 25 Number of Beds in Hospitals by Ownership and Accreditation, 2005**

Unit: No. of Beds

| Accredited Hospital                      |                                     |                              |  |                                     |                                       |                            |                                     | 非評鑑醫院 Hospitals Without Accreditation |                  |                                     |
|--|-------------------------------------|------------------------------|--|-------------------------------------|---------------------------------------|----------------------------|-------------------------------------|---------------------------------------|------------------|-------------------------------------|
| 乙類教學<br>Class II<br>Teaching<br>Hospital | 非教學<br>Non-<br>Teaching<br>Hospital | 地區醫院<br>District<br>Hospital | 乙類教學<br>Class II<br>Teaching<br>Hospital | 非教學<br>Non-<br>Teaching<br>Hospital | 精神專科<br>醫院<br>Psychiatric<br>Hospital | 教學<br>Teaching<br>Hospital | 非教學<br>Non-<br>Teaching<br>Hospital | 合計<br>Total                           | 西醫醫院<br>Hospital | 中醫醫院<br>Chinese<br>Med.<br>Hospital |
| 40,744                                   | 1,726                               | 38,584                       | 13,453                                   | 25,131                              | 11,153                                | 5,374                      | 5,779                               | 6,238                                 | 5,937            | 301                                 |
| 15,535                                   | 547                                 | 10,731                       | 5,564                                    | 5,167                               | 5,374                                 | 5,374                      | -                                   | 744                                   | 730              | 14                                  |
| 5,479                                    | 410                                 | 4,307                        | 1,457                                    | 2,850                               | 3,102                                 | 3,102                      | -                                   | 496                                   | 496              | -                                   |
| 3,485                                    | -                                   | -                            | -  | -                                   | -                                     | -                          | -                                   | -                                     | -                | -                                   |
| 1,157                                    | -                                   | -                            | -  | -                                   | 730                                   | 730                        | -                                   | -                                     | -                | -                                   |
| 637                                      | -                                   | 489                          | 431                                      | 58                                  | -                                     | -                          | -                                   | 38                                    | 38               | -                                   |
| 638                                      | -                                   | 45                           | -  | 45                                  | -                                     | -                          | -                                   | 120                                   | 120              | -                                   |
| 2,863                                    | 137                                 | 1,593                        | 986                                      | 607                                 | 473                                   | 473                        | -                                   | -                                     | -                | -                                   |
| 1,276                                    | -                                   | 4,054                        | 2,690                                    | 1,364                               | 1,069                                 | 1,069                      | -                                   | -                                     | -                | -                                   |
| -  | -                                   | 243                          | -  | 243                                 | -                                     | -                          | -                                   | 76                                    | 76               | -                                   |
| -  | -                                   | -                            | -  | -                                   | -                                     | -                          | -                                   | 14                                    | -                | 14                                  |
| 25,209                                   | 1,179                               | 27,853                       | 7,889                                    | 19,964                              | 5,779                                 | -                          | 5,779                               | 5,494                                 | 5,207            | 287                                 |
| 12,741                                   | -                                   | 2,954                        | 1,951                                    | 1,003                               | 520                                   | -                          | 520                                 | 2,535                                 | 2,535            | -                                   |
| 2,737                                    | -                                   | 1,270                        | 1,040                                    | 230                                 | -                                     | -                          | -                                   | -                                     | -                | -                                   |
| -  | -                                   | 980                          | 815                                      | 165                                 | -                                     | -                          | -                                   | -                                     | -                | -                                   |
| 1,060                                    | -                                   | 723                          | -  | 723                                 | 911                                   | -                          | 911                                 | 238                                   | 238              | -                                   |
| 8,671                                    | 1,179                               | 21,926                       | 4,083                                    | 17,843                              | 4,348                                 | -                          | 4,348                               | 2,434                                 | 2,434            | -                                   |
| -  | -                                   | -                            | -  | -                                   | -                                     | -                          | -                                   | -                                     | -                | -                                   |
| -  | -                                   | -                            | -  | -                                   | -                                     | -                          | -                                   | 287                                   | -                | 287                                 |

表 26 醫院急性一般病床數—按權屬別及評鑑等級別分

民國九十四年底

單位：床

| 權屬別<br>Ownership |   | 急性一般<br>病床數<br>Number of<br>Acute<br>General<br>Beds | 評 鑑 醫 院       |                           |  |                              |   |
|------------------|---|--|---------------|---------------------------|--|------------------------------|---|
|                  |   |  | 合計<br>Total   | 醫學中心<br>Medical<br>Center | 準醫學中心<br>Would-be<br>Medical<br>Center | 區域醫院<br>Regional<br>Hospital | 甲類教學<br>Class I<br>Teaching<br>Hospital |
| <b>總 計</b>       | <b>Total</b>  | <b>72,411</b>  | <b>69,668</b> | <b>21,014</b>             | <b>-</b>                               | <b>26,739</b>                | <b>388</b>                              |
| <b>公 立 醫 院</b>   | <b>Public Hospitals</b>                                 | <b>23,143</b>  | <b>22,907</b> | <b>8,231</b>              | <b>-</b>                               | <b>9,554</b>                 | <b>-</b>                                |
| 行政院衛生署所屬         | Hospitals Subordinate to DOH                            | 5,891  | 5,871         | -                         | -                                      | 3,435                        | -                                       |
| 臺北市立醫院           | Taipei Municipal Hospitals                              | 2,100  | 2,100         | -                         | -                                      | 2,100                        | -                                       |
| 高雄市立醫院           | Kaohsiung Municipal Hospitals                           | 915  | 915           | -                         | -                                      | 915                          | -                                       |
| 縣市立醫院            | County & City Hospitals                                 | 763  | 729           | -                         | -                                      | 431                          | -                                       |
| 公立醫學院校附設醫院       | Hospitals Affiliated with Public Medical Schools        | 3,235  | 3,135         | 2,772                     | -                                      | 332                          | -                                       |
| 軍方醫院—民眾診療        | Civilian Clinics of Military Hospitals                  | 4,065  | 4,065         | 1,200                     | -                                      | 1,791                        | -                                       |
| 榮民醫院             | Hosps. of VACRS   | 6,047  | 6,047         | 4,259                     | -                                      | 550                          | -                                       |
| 機關(構)附設醫院        | Hospitals Affiliated with Enterprises                   | 113  | 45            | -                         | -                                      | -                            | -                                       |
| 公立中醫醫院           | Public Chinese Med. Hosps.                              | 14   | -             | -                         | -                                      | -                            | -                                       |
| <b>私 立 醫 院</b>   | <b>Private Hospitals</b>                                | <b>49,268</b>  | <b>46,761</b> | <b>12,783</b>             | <b>-</b>                               | <b>17,185</b>                | <b>388</b>                              |
| 財團法人醫院           | Non-Profit Proprietary Hosps.                           | 20,646   | 19,320        | 9,342                     | -                                      | 8,117                        | -                                       |
| 宗教財團法人附設醫院       | Hosps. Affiliated with Religious Non-Profit Proprietary | 2,581  | 2,581         | -                         | -                                      | 1,782                        | -                                       |
| 醫學院校附設醫院         | Hosps. Affiliated with Medical School                   | 4,477  | 4,477         | 3,441                     | -                                      | 388                          | 388                                     |
| 其他法人附設醫院         | Hosps. Affiliated with Other Non-Profit Proprietary     | 1,212  | 1,212         | -                         | -                                      | 753                          | -                                       |
| 私立醫院             | Private Hosps.  | 20,085   | 19,171        | -                         | -                                      | 6,145                        | -                                       |
| 私立牙醫醫院           | Private Dental Hosps.                                   | -  | -             | -                         | -                                      | -                            | -                                       |
| 私立中醫醫院           | Private Chinese Med. Hosps.                             | 267  | -             | -                         | -                                      | -                            | -                                       |

**Table 26 Number of Acute General Beds in Hospitals by Ownership and Accreditation, 2005**

Unit: No. of Beds

| Accredited Hospital                      |                                     |                              |  |                                     |                                       |                            |                                     | 非評鑑醫院 Hospitals Without Accreditation |                  |                                     |
|--|-------------------------------------|------------------------------|--|-------------------------------------|---------------------------------------|----------------------------|-------------------------------------|---------------------------------------|------------------|-------------------------------------|
| 乙類教學<br>Class II<br>Teaching<br>Hospital | 非教學<br>Non-<br>Teaching<br>Hospital | 地區醫院<br>District<br>Hospital | 乙類教學<br>Class II<br>Teaching<br>Hospital | 非教學<br>Non-<br>Teaching<br>Hospital | 精神專科<br>醫院<br>Psychiatric<br>Hospital | 教學<br>Teaching<br>Hospital | 非教學<br>Non-<br>Teaching<br>Hospital | 合計<br>Total                           | 西醫醫院<br>Hospital | 中醫醫院<br>Chinese<br>Med.<br>Hospital |
| 25,353                                   | 998                                 | 21,732                       | 7,387                                    | 14,345                              | 183                                   | 145                        | 38                                  | 2,743                                 | 2,462            | 281                                 |
| 9,206                                    | 348                                 | 4,977                        | 2,540                                    | 2,437                               | 145                                   | 145                        | -                                   | 236                                   | 222              | 14                                  |
| 3,155                                    | 280                                 | 2,386                        | 843                                      | 1,543                               | 50                                    | 50                         | -                                   | 20                                    | 20               | -                                   |
| 2,100                                    | -                                   | -                            | -  | -                                   | -                                     | -                          | -                                   | -                                     | -                | -                                   |
| 915                                      | -                                   | -                            | -  | -                                   | -                                     | -                          | -                                   | -                                     | -                | -                                   |
| 431                                      | -                                   | 298                          | 270                                      | 28                                  | -                                     | -                          | -                                   | 34                                    | 34               | -                                   |
| 332                                      | -                                   | 31                           | -  | 31                                  | -                                     | -                          | -                                   | 100                                   | 100              | -                                   |
| 1,723                                    | 68                                  | 1,074                        | 697                                      | 377                                 | -                                     | -                          | -                                   | -                                     | -                | -                                   |
| 550                                      | -                                   | 1,143                        | 730                                      | 413                                 | 95                                    | 95                         | -                                   | -                                     | -                | -                                   |
| -  | -                                   | 45                           | -  | 45                                  | -                                     | -                          | -                                   | 68                                    | 68               | -                                   |
| -  | -                                   | -                            | -  | -                                   | -                                     | -                          | -                                   | 14                                    | -                | 14                                  |
| 16,147                                   | 650                                 | 16,755                       | 4,847                                    | 11,908                              | 38                                    | -                          | 38                                  | 2,507                                 | 2,240            | 267                                 |
| 8,117                                    | -                                   | 1,861                        | 1,168                                    | 693                                 | -                                     | -                          | -                                   | 1,326                                 | 1,326            | -                                   |
| 1,782                                    | -                                   | 799                          | 630                                      | 169                                 | -                                     | -                          | -                                   | -                                     | -                | -                                   |
| -  | -                                   | 648                          | 571                                      | 77                                  | -                                     | -                          | -                                   | -                                     | -                | -                                   |
| 753                                      | -                                   | 459                          | -  | 459                                 | -                                     | -                          | -                                   | -                                     | -                | -                                   |
| 5,495                                    | 650                                 | 12,988                       | 2,478                                    | 10,510                              | 38                                    | -                          | 38                                  | 914                                   | 914              | -                                   |
| -  | -                                   | -                            | -  | -                                   | -                                     | -                          | -                                   | -                                     | -                | -                                   |
| -  | -                                   | -                            | -  | -                                   | -                                     | -                          | -                                   | 267                                   | -                | 267                                 |

表 27 醫院慢性病床數—按權屬別及評鑑等級別分

民國九十四年底

單位：床

| 權屬別<br>Ownership |   | 慢性病床數<br>Number of Chronic Beds | 評 鑑 醫 院       |                        |                                  |                           |                                   |
|------------------|---|---------------------------------|---------------|------------------------|----------------------------------|---------------------------|-----------------------------------|
|                  |   |                                 | 合計<br>Total   | 醫學中心<br>Medical Center | 準醫學中心<br>Would-be Medical Center | 區域醫院<br>Regional Hospital | 甲類教學<br>Class I Teaching Hospital |
| <b>總 計</b>       | <b>Total</b>  | <b>17,387</b>                   | <b>15,534</b> | <b>761</b>             | <b>-</b>                         | <b>2,325</b>              | <b>-</b>                          |
| <b>公 立 醫 院</b>   | <b>Public Hospitals</b>                                 | <b>8,352</b>                    | <b>7,880</b>  | <b>-</b>               | <b>-</b>                         | <b>1,279</b>              | <b>-</b>                          |
| 行政院衛生署所屬         | Hospitals Subordinate to DOH                            | 3,724                           | 3,252         | -                      | -                                | 341                       | -                                 |
| 臺北市立醫院           | Taipei Municipal Hospitals                              | 141                             | 141           | -                      | -                                | 141                       | -                                 |
| 高雄市立醫院           | Kaohsiung Municipal Hospitals                           | 492                             | 492           | -                      | -                                | -                         | -                                 |
| 縣市立醫院            | County & City Hospitals                                 | -                               | -             | -                      | -                                | -                         | -                                 |
| 公立醫學院校附設醫院       | Hospitals Affiliated with Public Medical Schools        | 110                             | 110           | -                      | -                                | 110                       | -                                 |
| 軍方醫院—民眾診療        | Civilian Clinics of Military Hospitals                  | 664                             | 664           | -                      | -                                | 297                       | -                                 |
| 榮民醫院             | Hosps. of VACRS   | 3,127                           | 3,127         | -                      | -                                | 390                       | -                                 |
| 機關(構)附設醫院        | Hospitals Affiliated with Enterprises                   | 94                              | 94            | -                      | -                                | -                         | -                                 |
| 公立中醫醫院           | Public Chinese Med. Hosps.                              | -                               | -             | -                      | -                                | -                         | -                                 |
| <b>私 立 醫 院</b>   | <b>Private Hospitals</b>                                | <b>9,035</b>                    | <b>7,654</b>  | <b>761</b>             | <b>-</b>                         | <b>1,046</b>              | <b>-</b>                          |
| 財團法人醫院           | Non-Profit Proprietary Hosps.                           | 2,144                           | 1,652         | 723                    | -                                | 469                       | -                                 |
| 宗教財團法人附設醫院       | Hosps. Affiliated with Religious Non-Profit Proprietary | 110                             | 110           | -                      | -                                | -                         | -                                 |
| 醫學院校附設醫院         | Hosps. Affiliated with Medical School                   | 88                              | 88            | 38                     | -                                | -                         | -                                 |
| 其他法人附設醫院         | Hosps. Affiliated with Other Non-Profit Proprietary     | 1,041                           | 873           | -                      | -                                | -                         | -                                 |
| 私立醫院             | Private Hosps.  | 5,632                           | 4,931         | -                      | -                                | 577                       | -                                 |
| 私立牙醫醫院           | Private Dental Hosps.                                   | -                               | -             | -                      | -                                | -                         | -                                 |
| 私立中醫醫院           | Private Chinese Med. Hosps.                             | 20                              | -             | -                      | -                                | -                         | -                                 |

**Table 27 Number of Chronic Beds in Hospitals by Ownership and Accreditation, 2005**

Unit: No. of Beds

| Accredited Hospital                      |                                     |                              |  |                                     |                                       |                            |                                     | 非 評 鑑 醫 院 Hospitals<br>Without Accreditation |                  |                                     |
|--|-------------------------------------|------------------------------|--|-------------------------------------|---------------------------------------|----------------------------|-------------------------------------|--|------------------|-------------------------------------|
| 乙類教學<br>Class II<br>Teaching<br>Hospital | 非教學<br>Non-<br>Teaching<br>Hospital | 地區醫院<br>District<br>Hospital | 乙類教學<br>Class II<br>Teaching<br>Hospital | 非教學<br>Non-<br>Teaching<br>Hospital | 精神專科<br>醫院<br>Psychiatric<br>Hospital | 教學<br>Teaching<br>Hospital | 非教學<br>Non-<br>Teaching<br>Hospital | 合計<br>Total                                  | 西醫醫院<br>Hospital | 中醫醫院<br>Chinese<br>Med.<br>Hospital |
| 2,030                                    | 295                                 | 3,709                        | 2,038                                    | 1,671                               | 8,739                                 | 3,827                      | 4,912                               | 1,853  | 1,833            | 20                                  |
| 1,252                                    | 27                                  | 2,774                        | 1,477                                    | 1,297                               | 3,827                                 | 3,827                      | -                                   | 472  | 472              | -                                   |
| 341                                      | -                                   | 669                          | 130                                      | 539                                 | 2,242                                 | 2,242                      | -                                   | 472  | 472              | -                                   |
| 141                                      | -                                   | -                            | -  | -                                   | -                                     | -                          | -                                   | -  | -                | -                                   |
| -  | -                                   | -                            | -  | -                                   | 492                                   | 492                        | -                                   | -  | -                | -                                   |
| -  | -                                   | -                            | -  | -                                   | -                                     | -                          | -                                   | -  | -                | -                                   |
| 110                                      | -                                   | -                            | -  | -                                   | -                                     | -                          | -                                   | -  | -                | -                                   |
| 270                                      | 27                                  | 80                           | -  | 80                                  | 287                                   | 287                        | -                                   | -  | -                | -                                   |
| 390                                      | -                                   | 1,931                        | 1,347                                    | 584                                 | 806                                   | 806                        | -                                   | -  | -                | -                                   |
| -  | -                                   | 94                           | -  | 94                                  | -                                     | -                          | -                                   | -  | -                | -                                   |
| -  | -                                   | -                            | -  | -                                   | -                                     | -                          | -                                   | -  | -                | -                                   |
| 778                                      | 268                                 | 935                          | 561                                      | 374                                 | 4,912                                 | -                          | 4,912                               | 1,381  | 1,361            | 20                                  |
| 469                                      | -                                   | 90                           | 80                                       | 10                                  | 370                                   | -                          | 370                                 | 492  | 492              | -                                   |
| -  | -                                   | 110                          | 110                                      | -                                   | -                                     | -                          | -                                   | -  | -                | -                                   |
| -  | -                                   | 50                           | 50                                       | -                                   | -                                     | -                          | -                                   | -  | -                | -                                   |
| -  | -                                   | 52                           | -  | 52                                  | 821                                   | -                          | 821                                 | 168  | 168              | -                                   |
| 309                                      | 268                                 | 633                          | 321                                      | 312                                 | 3,721                                 | -                          | 3,721                               | 701  | 701              | -                                   |
| -  | -                                   | -                            | -  | -                                   | -                                     | -                          | -                                   | -  | -                | -                                   |
| -  | -                                   | -                            | -  | -                                   | -                                     | -                          | -                                   | 20   | -                | 20                                  |

表 28 醫院特殊病床數—按權屬別及評鑑等級別分

民國九十四年底

單位：床

| 權屬別<br><br>Ownership |   | 特殊病床數<br>Number of Special Beds | 評鑑醫院        |                        |                                  |                           |                                   |
|----------------------|---|---------------------------------|-------------|------------------------|----------------------------------|---------------------------|-----------------------------------|
|                      |   |                                 | 合計<br>Total | 醫學中心<br>Medical Center | 準醫學中心<br>Would-be Medical Center | 區域醫院<br>Regional Hospital | 甲類教學<br>Class I Teaching Hospital |
| 總計                   | Total   | 33,738                          | 32,196      | 7,873                  | -                                | 11,932                    | 134                               |
| 公立醫院                 | Public Hospitals  | 8,952                           | 8,916       | 2,675                  | -                                | 3,856                     | -                                 |
| 行政院衛生署所屬             | Hospitals Subordinate to DOH                            | 2,706                           | 2,702       | -                      | -                                | 1,701                     | -                                 |
| 臺北市立醫院               | Taipei Municipal Hospitals                              | 773                             | 773         | -                      | -                                | 773                       | -                                 |
| 高雄市立醫院               | Kaohsiung Municipal Hospitals                           | 280                             | 280         | -                      | -                                | 242                       | -                                 |
| 縣市立醫院                | County & City Hospitals                                 | 377                             | 373         | -                      | -                                | 182                       | -                                 |
| 公立醫學院校附設醫院           | Hospitals Affiliated with Public Medical Schools        | 1,140                           | 1,120       | 960                    | -                                | 146                       | -                                 |
| 軍方醫院－民眾診療            | Civilian Clinics of Military Hospitals                  | 1,336                           | 1,336       | 403                    | -                                | 600                       | -                                 |
| 榮民醫院                 | Hosps. of VACRS   | 2,228                           | 2,228       | 1,312                  | -                                | 212                       | -                                 |
| 機關(構)附設醫院            | Hospitals Affiliated with Enterprises                   | 112                             | 104         | -                      | -                                | -                         | -                                 |
| 公立中醫醫院               | Public Chinese Med. Hosps.                              | -                               | -           | -                      | -                                | -                         | -                                 |
| 私立醫院                 | Private Hospitals                                       | 24,786                          | 23,280      | 5,198                  | -                                | 8,076                     | 134                               |
| 財團法人醫院               | Non-Profit Proprietary Hosps.                           | 9,277                           | 8,560       | 3,788                  | -                                | 3,814                     | -                                 |
| 宗教財團法人附設醫院           | Hosps. Affiliated with Religious Non-Profit Proprietary | 1,216                           | 1,216       | -                      | -                                | 855                       | -                                 |
| 醫學院校附設醫院             | Hosps. Affiliated with Medical School                   | 1,826                           | 1,826       | 1,410                  | -                                | 134                       | 134                               |
| 其他法人附設醫院             | Hosps. Affiliated with Other Non-Profit Proprietary     | 589                             | 519         | -                      | -                                | 307                       | -                                 |
| 私立醫院                 | Private Hosps.  | 11,878                          | 11,159      | -                      | -                                | 2,966                     | -                                 |
| 私立牙醫醫院               | Private Dental Hosps.                                   | -                               | -           | -                      | -                                | -                         | -                                 |
| 私立中醫醫院               | Private Chinese Med. Hosps.                             | -                               | -           | -                      | -                                | -                         | -                                 |

**Table 28 Number of Special Beds in Hospitals by Ownership and Accreditation, 2005**

Unit: No. of Beds

| Accredited Hospital                      |                                     |                              |  |                                     |                                       |                            |                                     | 非評鑑醫院 Hospitals Without Accreditation |                  |                                     |
|--|-------------------------------------|------------------------------|--|-------------------------------------|---------------------------------------|----------------------------|-------------------------------------|---------------------------------------|------------------|-------------------------------------|
| 乙類教學<br>Class II<br>Teaching<br>Hospital | 非教學<br>Non-<br>Teaching<br>Hospital | 地區醫院<br>District<br>Hospital | 乙類教學<br>Class II<br>Teaching<br>Hospital | 非教學<br>Non-<br>Teaching<br>Hospital | 精神專科<br>醫院<br>Psychiatric<br>Hospital | 教學<br>Teaching<br>Hospital | 非教學<br>Non-<br>Teaching<br>Hospital | 合計<br>Total                           | 西醫醫院<br>Hospital | 中醫醫院<br>Chinese<br>Med.<br>Hospital |
| 11,415                                   | 383                                 | 12,270                       | 3,519                                    | 8,751                               | 121                                   | 103                        | 18                                  | 1,542                                 | 1,542            | -                                   |
| 3,734                                    | 122                                 | 2,282                        | 1,133                                    | 1,149                               | 103                                   | 103                        | -                                   | 36                                    | 36               | -                                   |
| 1,621                                    | 80                                  | 990                          | 384                                      | 606                                 | 11                                    | 11                         | -                                   | 4                                     | 4                | -                                   |
| 773                                      | -                                   | -                            | -  | -                                   | -                                     | -                          | -                                   | -                                     | -                | -                                   |
| 242                                      | -                                   | -                            | -  | -                                   | 38                                    | 38                         | -                                   | -                                     | -                | -                                   |
| 182                                      | -                                   | 191                          | 161                                      | 30                                  | -                                     | -                          | -                                   | 4                                     | 4                | -                                   |
| 146                                      | -                                   | 14                           | -  | 14                                  | -                                     | -                          | -                                   | 20                                    | 20               | -                                   |
| 558                                      | 42                                  | 327                          | 213                                      | 114                                 | 6                                     | 6                          | -                                   | -                                     | -                | -                                   |
| 212                                      | -                                   | 656                          | 375                                      | 281                                 | 48                                    | 48                         | -                                   | -                                     | -                | -                                   |
| -  | -                                   | 104                          | -  | 104                                 | -                                     | -                          | -                                   | 8                                     | 8                | -                                   |
| -  | -                                   | -                            | -  | -                                   | -                                     | -                          | -                                   | -                                     | -                | -                                   |
| 7,681                                    | 261                                 | 9,988                        | 2,386                                    | 7,602                               | 18                                    | -                          | 18                                  | 1,506                                 | 1,506            | -                                   |
| 3,814                                    | -                                   | 948                          | 648                                      | 300                                 | 10                                    | -                          | 10                                  | 717                                   | 717              | -                                   |
| 855                                      | -                                   | 361                          | 300                                      | 61                                  | -                                     | -                          | -                                   | -                                     | -                | -                                   |
| -  | -                                   | 282                          | 194                                      | 88                                  | -                                     | -                          | -                                   | -                                     | -                | -                                   |
| 307                                      | -                                   | 212                          | -  | 212                                 | -                                     | -                          | -                                   | 70                                    | 70               | -                                   |
| 2,705                                    | 261                                 | 8,185                        | 1,244                                    | 6,941                               | 8                                     | -                          | 8                                   | 719                                   | 719              | -                                   |
| -  | -                                   | -                            | -  | -                                   | -                                     | -                          | -                                   | -                                     | -                | -                                   |
| -  | -                                   | -                            | -  | -                                   | -                                     | -                          | -                                   | -                                     | -                | -                                   |

# 貳、統計表

Statistical Table

## 四、醫院醫事人員數

IV. Hospital Personnel



表 29 醫院醫事人員數—按評鑑等級別分

民國九十四年底

單位：人

| 評鑑等級別<br>Accreditation |  | 醫院家數<br>No. of<br>Hospitals | 執業醫事人員數        |                 |   |                |
|------------------------|--|-----------------------------|----------------|-----------------|---|----------------|
|                        |  |                             | 合計<br>Total    | 醫師<br>Physician | 中醫師<br>Doctor of<br>Chinese<br>Medicine | 牙醫師<br>Dentist |
| <b>總計</b>              | <b>Total</b>                           | <b>556</b>                  | <b>119,797</b> | <b>21,158</b>   | <b>485</b>                              | <b>1,316</b>   |
| <b>評鑑醫院</b>            | <b>Accredited Hospital</b>             | <b>477</b>                  | <b>115,275</b> | <b>20,545</b>   | <b>319</b>                              | <b>1,271</b>   |
| 醫學中心                   | Medical Center                         | 22                          | 42,309         | 9,501           | 110                                     | 672            |
| 準醫學中心                  | Would-be Medical Center                | -                           | -              | -               | -                                       | -              |
| 區域醫院                   | Regional Hospital                      | 65                          | 42,789         | 6,810           | 159                                     | 396            |
| 甲類教學                   | Class I Teaching Hospital              | 2                           | 991            | 221             | 4                                       | 43             |
| 乙類教學                   | Class II Teaching Hospital             | 59                          | 40,657         | 6,452           | 152                                     | 344            |
| 非教學                    | Non-Teaching Hospital                  | 4                           | 1,141          | 137             | 3                                       | 9              |
| 地區醫院                   | District Hospital                      | 352                         | 27,261         | 3,851           | 50                                      | 196            |
| 乙類教學                   | Class II Teaching Hospital             | 41                          | 9,875          | 1,439           | 31                                      | 95             |
| 非教學                    | Non-Teaching Hospital                  | 311                         | 17,386         | 2,412           | 19                                      | 101            |
| 精神專科醫院                 | Psychiatric Hospital                   | 38                          | 2,916          | 383             | -                                       | 7              |
| 教學                     | Teaching Hospital                      | 8                           | 1,763          | 253             | -                                       | 6              |
| 非教學                    | Non-Teaching Hospital                  | 30                          | 1,153          | 130             | -                                       | 1              |
| <b>非評鑑醫院</b>           | <b>Hospitals Without Accreditation</b> | <b>79</b>                   | <b>4,522</b>   | <b>613</b>      | <b>166</b>                              | <b>45</b>      |
| 西醫醫院                   | Hospital                               | 54                          | 4,207          | 613             | 35                                      | 45             |
| 中醫醫院                   | Chinese Med. Hospital                  | 25                          | 315            | -               | 131                                     | -              |

**Table 29 Number of Registered Medical Personnel in Hospitals by Accreditation, 2005**

Unit: Person

| Medical Personnel |                                |                                  |                                |  |  |  |
|-------------------|--------------------------------|----------------------------------|--------------------------------|--|--|--|
| 藥師<br>Pharmacist  | 藥劑生<br>Assistant<br>Pharmacist | 醫事檢驗師<br>Medical<br>Technologist | 醫事檢驗生<br>Medical<br>Technician | 醫事放射師<br>Medical<br>Radiological<br>Technologist | 醫事放射士<br>Medical<br>Radiological<br>Technician | 護理師<br>Registered<br>Professional<br>Nurse |
| 5,747             | 116                            | 5,373                            | 116                            | 3,285  | 137  | 60,765                                     |
| 5,463             | 77                             | 5,222                            | 112                            | 3,146  | 129  | 58,729                                     |
| 1,762             | 9                              | 1,953                            | 15                             | 1,178  | 8  | 23,923                                     |
| -                 | -                              | -                                | -                              | -  | -  | -  |
| 1,998             | 20                             | 2,000                            | 22                             | 1,201  | 15   | 22,388                                     |
| 43                | -                              | 34                               | -                              | 27   | -  | 442  |
| 1,899             | 19                             | 1,912                            | 19                             | 1,137  | 12   | 21,482                                     |
| 56                | 1                              | 54                               | 3                              | 37   | 3  | 464  |
| 1,552             | 44                             | 1,227                            | 75                             | 757  | 103  | 11,037                                     |
| 504               | 14                             | 454                              | 35                             | 256  | 14   | 4,666                                      |
| 1,048             | 30                             | 773                              | 40                             | 501  | 89   | 6,371                                      |
| 151               | 4                              | 42                               | -                              | 10   | 3  | 1,381                                      |
| 76                | 1                              | 34                               | -                              | 10   | 2  | 981  |
| 75                | 3                              | 8                                | -                              | -  | 1  | 400  |
| <b>284</b>        | <b>39</b>                      | <b>151</b>                       | <b>4</b>                       | <b>139</b>                                       | <b>8</b>                                       | <b>2,036</b>                               |
| 238               | 39                             | 150                              | 4                              | 139  | 8  | 2,001                                      |
| 46                | -                              | 1                                | -                              | -  | -  | 35   |

表 29 醫院醫事人員數—按評鑑等級別分(續)

民國九十四年底

單位：人

| 評鑑等級別<br>Accreditation |                                 | 執業醫事人員數                |  |                |                         |                  |
|------------------------|---------------------------------|------------------------|--|----------------|-------------------------|------------------|
|                        |                                 | 護士<br>Registered Nurse | 助產師<br>Registered Professional Midwife | 助產士<br>Midwife | 鑲牙生<br>Dental Assistant | 營養師<br>Dietitian |
| 總計                     | Total                           | 15,845                 | -                                      | 39             | -                       | 883              |
| 評鑑醫院                   | Accredited Hospital             | 15,100                 | -                                      | 39             | -                       | 844              |
| 醫學中心                   | Medical Center                  | 1,921                  | -                                      | 5              | -                       | 236              |
| 準醫學中心                  | Would-be Medical Center         | -                      | -                                      | -              | -                       | -                |
| 區域醫院                   | Regional Hospital               | 5,950                  | -                                      | 13             | -                       | 305              |
| 甲類教學                   | Class I Teaching Hospital       | 61                     | -                                      | -              | -                       | 11               |
| 乙類教學                   | Class II Teaching Hospital      | 5,563                  | -                                      | 12             | -                       | 285              |
| 非教學                    | Non-Teaching Hospital           | 326                    | -                                      | 1              | -                       | 9                |
| 地區醫院                   | District Hospital               | 6,640                  | -                                      | 21             | -                       | 285              |
| 乙類教學                   | Class II Teaching Hospital      | 1,903                  | -                                      | 6              | -                       | 81               |
| 非教學                    | Non-Teaching Hospital           | 4,737                  | -                                      | 15             | -                       | 204              |
| 精神專科醫院                 | Psychiatric Hospital            | 589                    | -                                      | -              | -                       | 18               |
| 教學                     | Teaching Hospital               | 208                    | -                                      | -              | -                       | 12               |
| 非教學                    | Non-Teaching Hospital           | 381                    | -                                      | -              | -                       | 6                |
| 非評鑑醫院                  | Hospitals Without Accreditation | 745                    | -                                      | -              | -                       | 39               |
| 西醫醫院                   | Hospital                        | 643                    | -                                      | -              | -                       | 39               |
| 中醫醫院                   | Chinese Med. Hospital           | 102                    | -                                      | -              | -                       | -                |

**Table 29 Number of Registered Medical Personnel in Hospitals by Accreditation, 2005 (Cont'd)**

Unit: Person

| Medical Personnel              |  |                                    |  |                                   |                                     |                                   |
|--------------------------------|--|------------------------------------|--|-----------------------------------|-------------------------------------|-----------------------------------|
| 物理治療師<br>Physical<br>Therapist | 物理治療生<br>Physical<br>Therapy<br>Technician | 職能治療師<br>Occupational<br>Therapist | 職能治療生<br>Occupational<br>Therapy<br>Technician | 臨床心理師<br>Clinical<br>Psychologist | 諮商心理師<br>Counseling<br>Psychologist | 呼吸治療師<br>Respiratory<br>Therapist |
| 1,547                          | 609  | 1,023                              | 124  | 332                               | 10                                  | 887                               |
| 1,437                          | 579  | 965                                | 116  | 322                               | 10                                  | 850                               |
| 283                            | 55   | 209                                | 10   | 82                                | 2                                   | 375                               |
| -                              | -  | -                                  | -  | -                                 | -                                   | -                                 |
| 577                            | 136  | 372                                | 20   | 111                               | 5                                   | 291                               |
| 49                             | 2  | 41                                 | 2  | 5                                 | -                                   | 6                                 |
| 511                            | 128  | 325                                | 17   | 106                               | 3                                   | 279                               |
| 17                             | 6  | 6                                  | 1  | -                                 | 2                                   | 6                                 |
| 569                            | 381  | 215                                | 47   | 25                                | 3                                   | 183                               |
| 165                            | 72   | 64                                 | 10   | 18                                | -                                   | 48                                |
| 404                            | 309  | 151                                | 37   | 7                                 | 3                                   | 135                               |
| 8                              | 7  | 169                                | 39   | 104                               | -                                   | 1                                 |
| 2                              | 2  | 104                                | 2  | 70                                | -                                   | -                                 |
| 6                              | 5  | 65                                 | 37   | 34                                | -                                   | 1                                 |
| 110                            | 30   | 58                                 | 8  | 10                                | -                                   | 37                                |
| 110                            | 30   | 58                                 | 8  | 10                                | -                                   | 37                                |
| -                              | -  | -                                  | -  | -                                 | -                                   | -                                 |

表 30 醫院醫事人員數—按縣市別分

民國九十四年底

單位：人

| 縣市別<br>Locality |                  | 年底人口數<br>No. of<br>Population | 執 業 醫 事 人 員 數 |                 |   |                |
|-----------------|------------------|-------------------------------|---------------|-----------------|---|----------------|
|                 |                  |                               | 合計<br>Total   | 醫師<br>Physician | 中醫師<br>Doctor of<br>Chinese<br>Medicine | 牙醫師<br>Dentist |
| 總 計             | Total            | 22,770,383                    | 119,797       | 21,158          | 485                                     | 1,316          |
| 台北市             | Taipei City      | 2,616,375                     | 26,250        | 5,558           | 110                                     | 452            |
| 高雄市             | Kaohsiung City   | 1,510,649                     | 10,255        | 1,898           | 30                                      | 119            |
| 台北縣             | Taipei County    | 3,736,677                     | 8,789         | 1,514           | 28                                      | 67             |
| 宜蘭縣             | Ilan County      | 461,586                       | 2,506         | 326             | 5                                       | 13             |
| 桃園縣             | Taoyuan County   | 1,880,316                     | 10,898        | 2,048           | 48                                      | 108            |
| 新竹縣             | Hsinchu County   | 477,677                       | 1,365         | 179             | 4                                       | 7              |
| 苗栗縣             | Miaoli County    | 559,944                       | 1,833         | 250             | 9                                       | 9              |
| 台中縣             | Taichung County  | 1,533,442                     | 5,671         | 819             | 22                                      | 35             |
| 彰化縣             | Changhua County  | 1,315,826                     | 5,840         | 931             | 16                                      | 66             |
| 南投縣             | Nantou County    | 537,168                       | 1,885         | 243             | 2                                       | 17             |
| 雲林縣             | Yunlin County    | 733,330                       | 1,925         | 281             | 11                                      | 8              |
| 嘉義縣             | Chiayi County    | 557,101                       | 2,668         | 387             | 17                                      | 16             |
| 台南縣             | Tainan County    | 1,106,059                     | 5,013         | 701             | 19                                      | 57             |
| 高雄縣             | Kaohsiung County | 1,242,837                     | 6,229         | 1,075           | 27                                      | 47             |
| 屏東縣             | Pingtung County  | 898,300                       | 4,083         | 533             | 11                                      | 21             |
| 台東縣             | Taitung County   | 238,943                       | 965           | 151             | 2                                       | 12             |
| 花蓮縣             | Hualien County   | 347,298                       | 3,099         | 552             | 11                                      | 29             |
| 澎湖縣             | Penghu County    | 92,489                        | 318           | 53              | 1                                       | 3              |
| 基隆市             | Keelung City     | 391,727                       | 1,842         | 331             | 12                                      | 22             |
| 新竹市             | Hsinchu City     | 390,692                       | 2,008         | 296             | 2                                       | 23             |
| 台中市             | Taichung City    | 1,032,778                     | 9,380         | 1,785           | 58                                      | 106            |
| 嘉義市             | Chiayi City      | 271,701                       | 2,932         | 401             | 17                                      | 22             |
| 台南市             | Tainan City      | 756,859                       | 3,845         | 810             | 23                                      | 50             |
| 金門縣             | Kinmen County    | 70,264                        | 163           | 27              | -                                       | 4              |
| 連江縣             | Lienkiang County | 10,345                        | 35            | 9               | -                                       | 3              |

**Table 30 Number of Registered Medical Personnel in Hospitals by Locality, 2005**

Unit: Person

| Medical Personnel |                                |                                  |                                |  |  |  |
|-------------------|--------------------------------|----------------------------------|--------------------------------|--|--|--|
| 藥師<br>Pharmacist  | 藥劑生<br>Assistant<br>Pharmacist | 醫事檢驗師<br>Medical<br>Technologist | 醫事檢驗生<br>Medical<br>Technician | 醫事放射師<br>Medical<br>Radiological<br>Technologist | 醫事放射士<br>Medical<br>Radiological<br>Technician | 護理師<br>Registered<br>Professional<br>Nurse |
| <b>5,747</b>      | <b>116</b>                     | <b>5,373</b>                     | <b>116</b>                     | <b>3,285</b>                                     | <b>137</b>                                     | <b>60,765</b>                              |
| 1,238             | 11                             | 1,256                            | 15                             | 807  | 8  | 13,175                                     |
| 524               | 7                              | 510                              | 8                              | 264  | 29   | 5,286                                      |
| 424               | 42                             | 336                              | 25                             | 248  | 21   | 4,378                                      |
| 119               | 3                              | 101                              | 3                              | 62   | 6  | 1,215                                      |
| 459               | 5                              | 449                              | 25                             | 277  | 9  | 5,553                                      |
| 59                | 1                              | 53                               | 7                              | 39   | 2  | 625  |
| 91                | 6                              | 86                               | 5                              | 48   | 3  | 798  |
| 312               | 4                              | 265                              | 3                              | 175  | 3  | 2,617                                      |
| 293               | 7                              | 267                              | 1                              | 138  | 6  | 3,197                                      |
| 98                | 2                              | 85                               | 1                              | 50   | -  | 946  |
| 112               | -                              | 101                              | 2                              | 54   | 3  | 855  |
| 115               | 1                              | 117                              | 1                              | 73   | 1  | 1,572                                      |
| 219               | 1                              | 236                              | -                              | 150  | 7  | 2,700                                      |
| 312               | 1                              | 209                              | 1                              | 148  | 13   | 3,436                                      |
| 215               | 2                              | 175                              | -                              | 102  | 9  | 1,982                                      |
| 53                | -                              | 42                               | -                              | 30   | -  | 497  |
| 144               | 3                              | 117                              | 1                              | 66   | 4  | 1,586                                      |
| 14                | 2                              | 12                               | -                              | 6  | 2  | 107  |
| 85                | 2                              | 71                               | 7                              | 47   | -  | 832  |
| 107               | 3                              | 95                               | 4                              | 62   | 1  | 1,094                                      |
| 411               | 4                              | 467                              | 2                              | 229  | 3  | 5,123                                      |
| 149               | 4                              | 125                              | 1                              | 90   | 2  | 1,504                                      |
| 181               | 1                              | 187                              | 3                              | 112  | 5  | 1,622                                      |
| 10                | 4                              | 9                                | 1                              | 6  | -  | 56   |
| 3                 | -                              | 2                                | -                              | 2  | -  | 9  |

表 30 醫院醫事人員數—按縣市別分(續)

民國九十四年底

單位：人

| 縣市別<br>Locality |                  | 執業醫事人員數                |  |                |                         |                  |
|-----------------|------------------|------------------------|--|----------------|-------------------------|------------------|
|                 |                  | 護士<br>Registered Nurse | 助產師<br>Registered Professional Midwife | 助產士<br>Midwife | 鑲牙生<br>Dental Assistant | 營養師<br>Dietitian |
| <b>總計</b>       | <b>Total</b>     | <b>15,845</b>          | -                                      | <b>39</b>      | -                       | <b>883</b>       |
| 台北市             | Taipei City      | 2,609                  | -                                      | 2              | -                       | 195              |
| 高雄市             | Kaohsiung City   | 1,163                  | -                                      | 7              | -                       | 67               |
| 台北縣             | Taipei County    | 1,268                  | -                                      | 3              | -                       | 67               |
| 宜蘭縣             | Ilan County      | 519                    | -                                      | 2              | -                       | 18               |
| 桃園縣             | Taoyuan County   | 1,478                  | -                                      | -              | -                       | 55               |
| 新竹縣             | Hsinchu County   | 325                    | -                                      | -              | -                       | 10               |
| 苗栗縣             | Miaoli County    | 403                    | -                                      | -              | -                       | 20               |
| 台中縣             | Taichung County  | 1,144                  | -                                      | 1              | -                       | 46               |
| 彰化縣             | Changhua County  | 668                    | -                                      | -              | -                       | 48               |
| 南投縣             | Nantou County    | 339                    | -                                      | -              | -                       | 15               |
| 雲林縣             | Yunlin County    | 389                    | -                                      | 1              | -                       | 18               |
| 嘉義縣             | Chiayi County    | 268                    | -                                      | -              | -                       | 15               |
| 台南縣             | Tainan County    | 619                    | -                                      | -              | -                       | 47               |
| 高雄縣             | Kaohsiung County | 626                    | -                                      | 4              | -                       | 39               |
| 屏東縣             | Pingtung County  | 819                    | -                                      | 6              | -                       | 30               |
| 台東縣             | Taitung County   | 139                    | -                                      | 1              | -                       | 8                |
| 花蓮縣             | Hualien County   | 446                    | -                                      | 1              | -                       | 20               |
| 澎湖縣             | Penghu County    | 94                     | -                                      | 1              | -                       | 3                |
| 基隆市             | Keelung City     | 336                    | -                                      | 2              | -                       | 15               |
| 新竹市             | Hsinchu City     | 236                    | -                                      | 1              | -                       | 18               |
| 台中市             | Taichung City    | 771                    | -                                      | 1              | -                       | 73               |
| 嘉義市             | Chiayi City      | 472                    | -                                      | 5              | -                       | 27               |
| 台南市             | Tainan City      | 671                    | -                                      | -              | -                       | 27               |
| 金門縣             | Kinmen County    | 38                     | -                                      | 1              | -                       | 2                |
| 連江縣             | Lienkiang County | 5                      | -                                      | -              | -                       | -                |

**Table 30 Number of Registered Medical Personnel in Hospitals by Locality, 2005  
(Cont'd)**

Unit: Person

| Medical Personnel              |  |                                    |  |                                   |                                     |                                   |
|--------------------------------|--|------------------------------------|--|-----------------------------------|-------------------------------------|-----------------------------------|
| 物理治療師<br>Physical<br>Therapist | 物理治療生<br>Physical<br>Therapy<br>Technician | 職能治療師<br>Occupational<br>Therapist | 職能治療生<br>Occupational<br>Therapy<br>Technician | 臨床心理師<br>Clinical<br>Psychologist | 諮商心理師<br>Counseling<br>Psychologist | 呼吸治療師<br>Respiratory<br>Therapist |
| 1,547                          | 609  | 1,023                              | 124  | 332                               | 10                                  | 887                               |
| 315                            | 62   | 178                                | 3  | 87                                | 2                                   | 167                               |
| 118                            | 67   | 79                                 | 13   | 24                                | -                                   | 42                                |
| 118                            | 38   | 78                                 | 12   | 27                                | 3                                   | 92                                |
| 47                             | 24   | 22                                 | 3  | 4                                 | -                                   | 14                                |
| 118                            | 40   | 102                                | 6  | 22                                | -                                   | 96                                |
| 21                             | 9  | 9                                  | 1  | 5                                 | -                                   | 9                                 |
| 40                             | 29   | 18                                 | 2  | 4                                 | -                                   | 12                                |
| 100                            | 34   | 43                                 | 6  | 9                                 | -                                   | 33                                |
| 63                             | 33   | 37                                 | 10   | 13                                | 1                                   | 45                                |
| 22                             | 15   | 30                                 | 1  | 13                                | -                                   | 6                                 |
| 33                             | 13   | 22                                 | 4  | 8                                 | -                                   | 10                                |
| 24                             | 10   | 14                                 | 2  | 1                                 | -                                   | 34                                |
| 83                             | 34   | 75                                 | 5  | 13                                | -                                   | 47                                |
| 61                             | 49   | 53                                 | 25   | 18                                | -                                   | 85                                |
| 62                             | 42   | 31                                 | 8  | 6                                 | 1                                   | 28                                |
| 11                             | 11   | 5                                  | -  | 1                                 | -                                   | 2                                 |
| 37                             | 12   | 34                                 | 2  | 19                                | 3                                   | 12                                |
| 9                              | 7  | 3                                  | -  | -                                 | -                                   | 1                                 |
| 29                             | 10   | 17                                 | 2  | 4                                 | -                                   | 18                                |
| 25                             | 13   | 17                                 | 1  | 4                                 | -                                   | 6                                 |
| 137                            | 15   | 96                                 | 7  | 26                                | -                                   | 66                                |
| 29                             | 16   | 24                                 | 3  | 13                                | -                                   | 28                                |
| 41                             | 24   | 35                                 | 8  | 11                                | -                                   | 34                                |
| 2                              | 2  | 1                                  | -  | -                                 | -                                   | -                                 |
| 2                              | -  | -                                  | -  | -                                 | -                                   | -                                 |



表 31 醫院醫事人員數—按權屬別分

民國九十四年底

單位：人

| 權屬別<br>Ownership |   | 醫院家數<br>No. of<br>Hospitals | 執 業 醫 事 人 員 數  |                 |   |
|------------------|---|-----------------------------|----------------|-----------------|---|
|                  |   |                             | 合計<br>Total    | 醫師<br>Physician | 中醫師<br>Doctor of<br>Chinese<br>Medicine |
| <b>總 計</b>       | <b>Total</b>  | <b>556</b>                  | <b>119,797</b> | <b>21,158</b>   | <b>485</b>                              |
| <b>公 立 醫 院</b>   | <b>Public Hospitals</b>                                 | <b>80</b>                   | <b>36,966</b>  | <b>7,510</b>    | <b>122</b>                              |
| 行政院衛生署所屬         | Hospitals Subordinate to DOH                            | 35                          | 8,526          | 1,308           | 40                                      |
| 臺北市立醫院           | Taipei Municipal Hospitals                              | 1                           | 3,857          | 750             | 47                                      |
| 高雄市立醫院           | Kaohsiung Municipal Hospitals                           | 3                           | 978            | 179             | -                                       |
| 縣市立醫院            | County & City Hospitals                                 | 4                           | 1,200          | 205             | 8                                       |
| 公立醫學院校附設醫院       | Hospitals Affiliated with Public Medical Schools        | 5                           | 5,829          | 1,599           | -                                       |
| 軍方醫院—民眾診療        | Civilian Clinics of Military Hospitals                  | 14                          | 5,874          | 1,180           | 5                                       |
| 榮民醫院             | Hosps. of VACRS   | 15                          | 10,387         | 2,245           | 13                                      |
| 機關(構)附設醫院        | Hospitals Affiliated with Enterprises                   | 2                           | 270            | 44              | -                                       |
| 公立中醫醫院           | Public Chinese Med. Hosps.                              | 1                           | 45             | -               | 9                                       |
| <b>私 立 醫 院</b>   | <b>Private Hospitals</b>                                | <b>476</b>                  | <b>82,831</b>  | <b>13,648</b>   | <b>363</b>                              |
| 財團法人醫院           | Non-Profit Proprietary Hosps.                           | 55                          | 40,215         | 7,153           | 122                                     |
| 宗教財團法人附設醫院       | Hosps. Affiliated with Religious Non-Profit Proprietary | 11                          | 3,982          | 597             | 19                                      |
| 醫學院校附設醫院         | Hosps. Affiliated with Medical School                   | 9                           | 8,791          | 1,808           | 67                                      |
| 其他法人附設醫院         | Hosps. Affiliated with Other Non-Profit Proprietary     | 13                          | 1,733          | 222             | 1                                       |
| 私立醫院             | Private Hosps.  | 364                         | 27,840         | 3,868           | 32                                      |
| 私立中醫醫院           | Private Chinese Med. Hosps.                             | 24                          | 270            | -               | 122                                     |

**Table 31 Number of Registered Medical Personnel in Hospitals by Ownership, 2005**

Unit: Person

| Medical Personnel |                  |                                |                                  |                                |  |  |  |
|-------------------|------------------|--------------------------------|----------------------------------|--------------------------------|--|--|--|
| 牙醫師<br>Dentist    | 藥師<br>Pharmacist | 藥劑生<br>Assistant<br>Pharmacist | 醫事檢驗師<br>Medical<br>Technologist | 醫事檢驗生<br>Medical<br>Technician | 醫事放射師<br>Medical<br>Radiological<br>Technologist | 醫事放射士<br>Medical<br>Radiological<br>Technician | 護理師<br>Registered<br>Professional<br>Nurse |
| <b>1,316</b>      | <b>5,747</b>     | <b>116</b>                     | <b>5,373</b>                     | <b>116</b>                     | <b>3,285</b>                                     | <b>137</b>                                     | <b>60,765</b>                              |
| <b>484</b>        | <b>1,764</b>     | <b>26</b>                      | <b>1,767</b>                     | <b>28</b>                      | <b>1,049</b>                                     | <b>15</b>                                      | <b>17,778</b>                              |
| 73                | 429              | 5                              | 359                              | 6                              | 211  | 8  | 3,677                                      |
| 32                | 191              | 1                              | 186                              | -                              | 103  | -  | 1,289                                      |
| 5                 | 53               | -                              | 51                               | -                              | 26   | -  | 511  |
| 29                | 67               | 1                              | 54                               | 2                              | 36   | -  | 608  |
| 108               | 215              | -                              | 303                              | 5                              | 166  | 2  | 2,875                                      |
| 105               | 337              | 9                              | 280                              | 10                             | 177  | 2  | 3,061                                      |
| 130               | 440              | 10                             | 518                              | 5                              | 322  | 3  | 5,613                                      |
| 2                 | 13               | -                              | 15                               | -                              | 8  | -  | 137  |
| -                 | 19               | -                              | 1                                | -                              | -  | -  | 7  |
| <b>832</b>        | <b>3,983</b>     | <b>90</b>                      | <b>3,606</b>                     | <b>88</b>                      | <b>2,236</b>                                     | <b>122</b>                                     | <b>42,987</b>                              |
| 452               | 1,819            | 48                             | 1,702                            | 13                             | 1,139  | 17   | 23,277                                     |
| 32                | 167              | 3                              | 165                              | 20                             | 97   | 6  | 2,201                                      |
| 192               | 383              | 2                              | 409                              | 2                              | 201  | 1  | 4,910                                      |
| 14                | 87               | 1                              | 65                               | 5                              | 44   | 2  | 835  |
| 142               | 1,500            | 36                             | 1,265                            | 48                             | 755  | 96   | 11,736                                     |
| -                 | 27               | -                              | -                                | -                              | -  | -  | 28   |

表 31 醫院醫事人員數—按權屬別分 (續)

民國九十四年底

單位：人

| 權屬別<br>Ownership |   | 執業醫事人員數                   |  |                |                            |
|------------------|---|---------------------------|--|----------------|----------------------------|
|                  |   | 護士<br>Registered<br>Nurse | 助產師<br>Registered<br>Professional<br>Midwife | 助產士<br>Midwife | 鑲牙生<br>Dental<br>Assistant |
| <b>總計</b>        | <b>Total</b>  | <b>15,845</b>             | -  | <b>39</b>      | -                          |
| <b>公立醫院</b>      | <b>Public Hospitals</b>                                 | <b>4,946</b>              | -  | <b>10</b>      | -                          |
| 行政院衛生署所屬         | Hospitals Subordinate to DOH                            | 1,900                     | -  | 5              | -                          |
| 臺北市立醫院           | Taopei Municipal Hospitals                              | 1,116                     | -  | 1              | -                          |
| 高雄市立醫院           | Kaohsiung Municipal Hospitals                           | 104                       | -  | 1              | -                          |
| 縣市立醫院            | County & City Hospitals                                 | 141                       | -  | 1              | -                          |
| 公立醫學院校附設醫院       | Hospitals Affiliated with Public Medical Schools        | 395                       | -  | -              | -                          |
| 軍方醫院—民眾診療        | Civilian Clinics of Military Hospitals                  | 495                       | -  | 2              | -                          |
| 榮民醫院             | Hosps. of VACRS   | 764                       | -  | -              | -                          |
| 機關(構)附設醫院        | Hospitals Affiliated with Enterprises                   | 22                        | -  | -              | -                          |
| 公立中醫醫院           | Public Chinese Med. Hosps.                              | 9                         | -  | -              | -                          |
| <b>私立醫院</b>      | <b>Private Hospitals</b>                                | <b>10,899</b>             | -  | <b>29</b>      | -                          |
| 財團法人醫院           | Non-Profit Proprietary Hosps.                           | 2,929                     | -  | 9              | -                          |
| 宗教財團法人附設醫院       | Hosps. Affiliated with Religious Non-Profit Proprietary | 497                       | -  | 2              | -                          |
| 醫學院校附設醫院         | Hosps. Affiliated with Medical School                   | 423                       | -  | 7              | -                          |
| 其他法人附設醫院         | Hosps. Affiliated with Other Non-Profit Proprietary     | 331                       | -  | 1              | -                          |
| 私立醫院             | Private Hosps.  | 6,626                     | -  | 10             | -                          |
| 私立中醫醫院           | Private Chinese Med. Hosps.                             | 93                        | -  | -              | -                          |

**Table 31 Number of Registered Medical Personnel in Hospitals by Ownership, 2005  
(Cont'd)**

Unit: Person

| Medical Personnel |                                |  |                                    |  |                                   |                                     |                                   |
|-------------------|--------------------------------|--|------------------------------------|--|-----------------------------------|-------------------------------------|-----------------------------------|
| 營養師<br>Dietitian  | 物理治療師<br>Physical<br>Therapist | 物理治療生<br>Physical<br>Therapy<br>Technician | 職能治療師<br>Occupational<br>Therapist | 職能治療生<br>Occupational<br>Therapy<br>Technician | 臨床心理師<br>Clinical<br>Psychologist | 諮商心理師<br>Counseling<br>Psychologist | 呼吸治療師<br>Respiratory<br>Therapist |
| 883               | 1,547                          | 609  | 1,023                              | 124  | 332                               | 10                                  | 887                               |
| 264               | 390                            | 113  | 337                                | 15   | 174                               | 2                                   | 172                               |
| 75                | 146                            | 43   | 153                                | 7  | 60                                | 1                                   | 20                                |
| 32                | 43                             | 2  | 29                                 | -  | 20                                | -                                   | 15                                |
| 7                 | 7                              | 3  | 17                                 | 1  | 13                                | -                                   | -                                 |
| 8                 | 14                             | 3  | 10                                 | -  | 5                                 | -                                   | 8                                 |
| 31                | 42                             | 2  | 26                                 | 2  | 16                                | -                                   | 42                                |
| 43                | 46                             | 30   | 42                                 | 1  | 26                                | 1                                   | 22                                |
| 64                | 80                             | 26   | 56                                 | 4  | 32                                | -                                   | 62                                |
| 4                 | 12                             | 4  | 4                                  | -  | 2                                 | -                                   | 3                                 |
| -                 | -                              | -  | -                                  | -  | -                                 | -                                   | -                                 |
| 619               | 1,157                          | 496  | 686                                | 109  | 158                               | 8                                   | 715                               |
| 242               | 408                            | 94   | 270                                | 20   | 88                                | 3                                   | 410                               |
| 26                | 54                             | 29   | 30                                 | 3  | 4                                 | -                                   | 30                                |
| 66                | 137                            | 14   | 99                                 | 3  | 15                                | -                                   | 52                                |
| 17                | 39                             | 16   | 21                                 | 7  | 9                                 | -                                   | 16                                |
| 268               | 519                            | 343  | 266                                | 76   | 42                                | 5                                   | 207                               |
| -                 | -                              | -  | -                                  | -  | -                                 | -                                   | -                                 |

表 32 醫院醫事人員數—按權屬別及評鑑等級別分

民國九十四年底

單位：人

| 權屬別<br><br>Ownership |   | 醫院醫事<br>人員數<br>Number of<br>Registered<br>Medical<br>Personnel<br>in<br>Hospitals | 評 鑑 醫 院     |                           |  |                              |   |
|----------------------|---|---|-------------|---------------------------|--|------------------------------|---|
|                      |   |   | 合計<br>Total | 醫學中心<br>Medical<br>Center | 準醫學中心<br>Would-be<br>Medical<br>Center | 區域醫院<br>Regional<br>Hospital | 甲類教學<br>Class I<br>Teaching<br>Hospital |
| 總 計                  | Total   | 119,797   | 115,275     | 42,309                    | -                                      | 42,789                       | 991                                     |
| 公 立 醫 院              | Public Hospitals  | 36,966  | 36,597      | 14,997                    | -                                      | 13,538                       | -                                       |
| 行政院衛生署所屬             | Hospitals Subordinate to DOH                            | 8,526   | 8,421       | -                         | -                                      | 4,712                        | -                                       |
| 臺北市立醫院               | Taipei Municipal Hospitals                              | 3,857   | 3,857       | -                         | -                                      | 3,857                        | -                                       |
| 高雄市立醫院               | Kaohsiung Municipal Hospitals                           | 978   | 978         | -                         | -                                      | 710                          | -                                       |
| 縣市立醫院                | County & City Hospitals                                 | 1,200   | 1,165       | -                         | -                                      | 679                          | -                                       |
| 公立醫學院校附設醫院           | Hospitals Affiliated with Public Medical Schools        | 5,829   | 5,692       | 5,037                     | -                                      | 571                          | -                                       |
| 軍方醫院—民眾診療            | Civilian Clinics of Military Hospitals                  | 5,874   | 5,874       | 2,116                     | -                                      | 2,395                        | -                                       |
| 榮民醫院                 | Hosps. of VACRS   | 10,387  | 10,387      | 7,844                     | -                                      | 614                          | -                                       |
| 機關(構)附設醫院            | Hospitals Affiliated with Enterprises                   | 270   | 223         | -                         | -                                      | -                            | -                                       |
| 公立中醫醫院               | Public Chinese Med. Hosps.                              | 45  | -           | -                         | -                                      | -                            | -                                       |
| 私 立 醫 院              | Private Hospitals                                       | 82,831  | 78,678      | 27,312                    | -                                      | 29,251                       | 991                                     |
| 財團法人醫院               | Non-Profit Proprietary Hosps.                           | 40,215  | 37,741      | 20,265                    | -                                      | 14,702                       | -                                       |
| 宗教財團法人附設醫院           | Hosps. Affiliated with Religious Non-Profit Proprietary | 3,982   | 3,982       | -                         | -                                      | 2,903                        | -                                       |
| 醫學院校附設醫院             | Hosps. Affiliated with Medical School                   | 8,791   | 8,791       | 7,047                     | -                                      | 991                          | 991                                     |
| 其他法人附設醫院             | Hosps. Affiliated with Other Non-Profit Proprietary     | 1,733   | 1,602       | -                         | -                                      | 942                          | -                                       |
| 私立醫院                 | Private Hosps.  | 27,840  | 26,562      | -                         | -                                      | 9,713                        | -                                       |
| 私立牙醫醫院               | Private Dental Hosps.                                   | -   | -           | -                         | -                                      | -                            | -                                       |
| 私立中醫醫院               | Private Chinese Med. Hosps.                             | 270   | -           | -                         | -                                      | -                            | -                                       |

**Table 32 Number of Registered Medical Personnel in Hospitals by Ownership and Accreditation, 2005**

Unit: Person

| Accredited Hospital                      |                                     |                              |  |                                     |                                       |                            |                                     | 非評鑑醫院 Hospitals Without Accreditation |                  |                                     |
|--|-------------------------------------|------------------------------|--|-------------------------------------|---------------------------------------|----------------------------|-------------------------------------|---------------------------------------|------------------|-------------------------------------|
| 乙類教學<br>Class II<br>Teaching<br>Hospital | 非教學<br>Non-<br>Teaching<br>Hospital | 地區醫院<br>District<br>Hospital | 乙類教學<br>Class II<br>Teaching<br>Hospital | 非教學<br>Non-<br>Teaching<br>Hospital | 精神專科<br>醫院<br>Psychiatric<br>Hospital | 教學<br>Teaching<br>Hospital | 非教學<br>Non-<br>Teaching<br>Hospital | 合計<br>Total                           | 西醫醫院<br>Hospital | 中醫醫院<br>Chinese<br>Med.<br>Hospital |
| 40,657                                   | 1,141                               | 27,261                       | 9,875                                    | 17,386                              | 2,916                                 | 1,763                      | 1,153                               | 4,522                                 | 4,207            | 315                                 |
| 13,242                                   | 296                                 | 6,299                        | 3,307                                    | 2,992                               | 1,763                                 | 1,763                      | -                                   | 369                                   | 324              | 45                                  |
| 4,518                                    | 194                                 | 2,650                        | 1,048                                    | 1,602                               | 1,059                                 | 1,059                      | -                                   | 105                                   | 105              | -                                   |
| 3,857                                    | -                                   | -                            | -  | -                                   | -                                     | -                          | -                                   | -                                     | -                | -                                   |
| 710                                      | -                                   | -                            | -  | -                                   | 268                                   | 268                        | -                                   | -                                     | -                | -                                   |
| 679                                      | -                                   | 486                          | 431                                      | 55                                  | -                                     | -                          | -                                   | 35                                    | 35               | -                                   |
| 571                                      | -                                   | 84                           | -  | 84                                  | -                                     | -                          | -                                   | 137                                   | 137              | -                                   |
| 2,293                                    | 102                                 | 1,179                        | 785                                      | 394                                 | 184                                   | 184                        | -                                   | -                                     | -                | -                                   |
| 614                                      | -                                   | 1,677                        | 1,043                                    | 634                                 | 252                                   | 252                        | -                                   | -                                     | -                | -                                   |
| -  | -                                   | 223                          | -  | 223                                 | -                                     | -                          | -                                   | 47                                    | 47               | -                                   |
| -  | -                                   | -                            | -  | -                                   | -                                     | -                          | -                                   | 45                                    | -                | 45                                  |
| 27,415                                   | 845                                 | 20,962                       | 6,568                                    | 14,394                              | 1,153                                 | -                          | 1,153                               | 4,153                                 | 3,883            | 270                                 |
| 14,702                                   | -                                   | 2,658                        | 1,738                                    | 920                                 | 116                                   | -                          | 116                                 | 2,474                                 | 2,474            | -                                   |
| 2,903                                    | -                                   | 1,079                        | 908                                      | 171                                 | -                                     | -                          | -                                   | -                                     | -                | -                                   |
| -  | -                                   | 753                          | 575                                      | 178                                 | -                                     | -                          | -                                   | -                                     | -                | -                                   |
| 942                                      | -                                   | 457                          | -  | 457                                 | 203                                   | -                          | 203                                 | 131                                   | 131              | -                                   |
| 8,868                                    | 845                                 | 16,015                       | 3,347                                    | 12,668                              | 834                                   | -                          | 834                                 | 1,278                                 | 1,278            | -                                   |
| -  | -                                   | -                            | -  | -                                   | -                                     | -                          | -                                   | -                                     | -                | -                                   |
| -  | -                                   | -                            | -  | -                                   | -                                     | -                          | -                                   | 270                                   | -                | 270                                 |

表 33 醫院醫師數—按權屬別及評鑑等級別分

民國九十四年底

單位：人

| 權屬別<br>Ownership |   | 醫院醫師數<br>Number of<br>Physicians,<br>Doctors of<br>Chinese<br>Medicine and<br>Dentists in<br>Hospitals | 評 鑑 醫 院       |                           |  |                              |   |
|------------------|---|--|---------------|---------------------------|--|------------------------------|---|
|                  |   |  | 合計<br>Total   | 醫學中心<br>Medical<br>Center | 準醫學中心<br>Would-be<br>Medical<br>Center | 區域醫院<br>Regional<br>Hospital | 甲類教學<br>Class I<br>Teaching<br>Hospital |
| <b>總 計</b>       | <b>Total</b>  | <b>22,959</b>  | <b>22,135</b> | <b>10,283</b>             | -                                      | <b>7,365</b>                 | <b>268</b>                              |
| <b>公 立 醫 院</b>   | <b>Public Hospitals</b>                                 | <b>8,116</b>   | <b>8,039</b>  | <b>4,077</b>              | -                                      | <b>2,679</b>                 | -                                       |
| 行政院衛生署所屬         | Hospitals Subordinate to DOH                            | 1,421  | 1,398         | -                         | -                                      | 843                          | -                                       |
| 臺北市立醫院           | Taipei Municipal Hospitals                              | 829  | 829           | -                         | -                                      | 829                          | -                                       |
| 高雄市立醫院           | Kaohsiung Municipal Hospitals                           | 184  | 184           | -                         | -                                      | 152                          | -                                       |
| 縣市立醫院            | County & City Hospitals                                 | 242  | 230           | -                         | -                                      | 142                          | -                                       |
| 公立醫學院校附設醫院       | Hospitals Affiliated with Public Medical Schools        | 1,707  | 1,682         | 1,579                     | -                                      | 85                           | -                                       |
| 軍方醫院—民眾診療        | Civilian Clinics of Military Hospitals                  | 1,290  | 1,290         | 531                       | -                                      | 502                          | -                                       |
| 榮民醫院             | Hosps. of VACRS   | 2,388  | 2,388         | 1,967                     | -                                      | 126                          | -                                       |
| 機關(構)附設醫院        | Hospitals Affiliated with Enterprises                   | 46   | 38            | -                         | -                                      | -                            | -                                       |
| 公立中醫醫院           | Public Chinese Med. Hosps.                              | 9  | -             | -                         | -                                      | -                            | -                                       |
| <b>私 立 醫 院</b>   | <b>Private Hospitals</b>                                | <b>14,843</b>  | <b>14,096</b> | <b>6,206</b>              | -                                      | <b>4,686</b>                 | <b>268</b>                              |
| 財團法人醫院           | Non-Profit Proprietary Hosps.                           | 7,727  | 7,309         | 4,532                     | -                                      | 2,332                        | -                                       |
| 宗教財團法人附設醫院       | Hosps. Affiliated with Religious Non-Profit Proprietary | 648  | 648           | -                         | -                                      | 479                          | -                                       |
| 醫學院校附設醫院         | Hosps. Affiliated with Medical School                   | 2,067  | 2,067         | 1,674                     | -                                      | 268                          | 268                                     |
| 其他法人附設醫院         | Hosps. Affiliated with Other Non-Profit Proprietary     | 237  | 226           | -                         | -                                      | 133                          | -                                       |
| 私立醫院             | Private Hosps.  | 4,042  | 3,846         | -                         | -                                      | 1,474                        | -                                       |
| 私立牙醫醫院           | Private Dental Hosps.                                   | -  | -             | -                         | -                                      | -                            | -                                       |
| 私立中醫醫院           | Private Chinese Med. Hosps.                             | 122  | -             | -                         | -                                      | -                            | -                                       |

註：醫師係包含西、中、牙醫師。

**Table 33 Number of Physicians, Doctors of Chinese Medicine and Dentists in Hospitals by Ownership and Accreditation, 2005**

Unit: Person

| Accredited Hospital                      |                                     |                              |  |                                     |                                       |                            |                                     | 非評鑑醫院 Hospitals Without Accreditation |                  |                                     |
|--|-------------------------------------|------------------------------|--|-------------------------------------|---------------------------------------|----------------------------|-------------------------------------|---------------------------------------|------------------|-------------------------------------|
| 乙類教學<br>Class II<br>Teaching<br>Hospital | 非教學<br>Non-<br>Teaching<br>Hospital | 地區醫院<br>District<br>Hospital | 乙類教學<br>Class II<br>Teaching<br>Hospital | 非教學<br>Non-<br>Teaching<br>Hospital | 精神專科<br>醫院<br>Psychiatric<br>Hospital | 教學<br>Teaching<br>Hospital | 非教學<br>Non-<br>Teaching<br>Hospital | 合計<br>Total                           | 西醫醫院<br>Hospital | 中醫醫院<br>Chinese<br>Med.<br>Hospital |
| 6,948                                    | 149                                 | 4,097                        | 1,565                                    | 2,532                               | 390                                   | 259                        | 131                                 | 824                                   | 693              | 131                                 |
| 2,626                                    | 53                                  | 1,024                        | 554                                      | 470                                 | 259                                   | 259                        | -                                   | 77                                    | 68               | 9                                   |
| 812                                      | 31                                  | 411                          | 151                                      | 260                                 | 144                                   | 144                        | -                                   | 23                                    | 23               | -                                   |
| 829                                      | -                                   | -                            | -  | -                                   | -                                     | -                          | -                                   | -                                     | -                | -                                   |
| 152                                      | -                                   | -                            | -  | -                                   | 32                                    | 32                         | -                                   | -                                     | -                | -                                   |
| 142                                      | -                                   | 88                           | 77                                       | 11                                  | -                                     | -                          | -                                   | 12                                    | 12               | -                                   |
| 85                                       | -                                   | 18                           | -  | 18                                  | -                                     | -                          | -                                   | 25                                    | 25               | -                                   |
| 480                                      | 22                                  | 221                          | 158                                      | 63                                  | 36                                    | 36                         | -                                   | -                                     | -                | -                                   |
| 126                                      | -                                   | 248                          | 168                                      | 80                                  | 47                                    | 47                         | -                                   | -                                     | -                | -                                   |
| -  | -                                   | 38                           | -  | 38                                  | -                                     | -                          | -                                   | 8                                     | 8                | -                                   |
| -  | -                                   | -                            | -  | -                                   | -                                     | -                          | -                                   | 9                                     | -                | 9                                   |
| 4,322                                    | 96                                  | 3,073                        | 1,011                                    | 2,062                               | 131                                   | -                          | 131                                 | 747                                   | 625              | 122                                 |
| 2,332                                    | -                                   | 432                          | 269                                      | 163                                 | 13                                    | -                          | 13                                  | 418                                   | 418              | -                                   |
| 479                                      | -                                   | 169                          | 143                                      | 26                                  | -                                     | -                          | -                                   | -                                     | -                | -                                   |
| -  | -                                   | 125                          | 93                                       | 32                                  | -                                     | -                          | -                                   | -                                     | -                | -                                   |
| 133                                      | -                                   | 72                           | -  | 72                                  | 21                                    | -                          | 21                                  | 11                                    | 11               | -                                   |
| 1,378                                    | 96                                  | 2,275                        | 506                                      | 1,769                               | 97                                    | -                          | 97                                  | 196                                   | 196              | -                                   |
| -  | -                                   | -                            | -  | -                                   | -                                     | -                          | -                                   | -                                     | -                | -                                   |
| -  | -                                   | -                            | -  | -                                   | -                                     | -                          | -                                   | 122                                   | -                | 122                                 |



表 34 醫院藥事人員數—按權屬別及評鑑等級別分

民國九十四年底

單位：人

| 權屬別<br>Ownership |   | 醫院藥事人員數<br>Number of Pharmacists and Assistant Pharmacists in Hospitals | 評 鑑 醫 院      |                        |                                  |                           |                                   |
|------------------|---|---|--------------|------------------------|----------------------------------|---------------------------|-----------------------------------|
|                  |   |   | 合計<br>Total  | 醫學中心<br>Medical Center | 準醫學中心<br>Would-be Medical Center | 區域醫院<br>Regional Hospital | 甲類教學<br>Class I Teaching Hospital |
| <b>總 計</b>       | <b>Total</b>  | <b>5,863</b>  | <b>5,540</b> | <b>1,771</b>           | <b>-</b>                         | <b>2,018</b>              | <b>43</b>                         |
| <b>公 立 醫 院</b>   | <b>Public Hospitals</b>                                 | <b>1,790</b>  | <b>1,748</b> | <b>600</b>             | <b>-</b>                         | <b>712</b>                | <b>-</b>                          |
| 行政院衛生署所屬         | Hospitals Subordinate to DOH                            | 434   | 426          | -                      | -                                | 232                       | -                                 |
| 臺北市立醫院           | Taipei Municipal Hospitals                              | 192   | 192          | -                      | -                                | 192                       | -                                 |
| 高雄市立醫院           | Kaohsiung Municipal Hospitals                           | 53  | 53           | -                      | -                                | 45                        | -                                 |
| 縣市立醫院            | County & City Hospitals                                 | 68  | 65           | -                      | -                                | 36                        | -                                 |
| 公立醫學院校附設醫院       | Hospitals Affiliated with Public Medical Schools        | 215   | 205          | 174                    | -                                | 27                        | -                                 |
| 軍方醫院—民眾診療        | Civilian Clinics of Military Hospitals                  | 346   | 346          | 110                    | -                                | 148                       | -                                 |
| 榮民醫院             | Hosps. of VACRS   | 450   | 450          | 316                    | -                                | 32                        | -                                 |
| 機關(構)附設醫院        | Hospitals Affiliated with Enterprises                   | 13  | 11           | -                      | -                                | -                         | -                                 |
| 公立中醫醫院           | Public Chinese Med. Hosps.                              | 19  | -            | -                      | -                                | -                         | -                                 |
| <b>私 立 醫 院</b>   | <b>Private Hospitals</b>                                | <b>4,073</b>  | <b>3,792</b> | <b>1,171</b>           | <b>-</b>                         | <b>1,306</b>              | <b>43</b>                         |
| 財團法人醫院           | Non-Profit Proprietary Hosps.                           | 1,867   | 1,700        | 867                    | -                                | 686                       | -                                 |
| 宗教財團法人附設醫院       | Hosps. Affiliated with Religious Non-Profit Proprietary | 170   | 170          | -                      | -                                | 117                       | -                                 |
| 醫學院校附設醫院         | Hosps. Affiliated with Medical School                   | 385   | 385          | 304                    | -                                | 43                        | 43                                |
| 其他法人附設醫院         | Hosps. Affiliated with Other Non-Profit Proprietary     | 88  | 83           | -                      | -                                | 42                        | -                                 |
| 私立醫院             | Private Hosps.  | 1,536   | 1,454        | -                      | -                                | 418                       | -                                 |
| 私立牙醫醫院           | Private Dental Hosps.                                   | -   | -            | -                      | -                                | -                         | -                                 |
| 私立中醫醫院           | Private Chinese Med. Hosps.                             | 27  | -            | -                      | -                                | -                         | -                                 |

註：藥事人員係包含藥師及藥劑生。

**Table 34 Number of Pharmacists and Assistant Pharmacists in Hospitals by Ownership and Accreditation, 2005**

Unit: Person

| Accredited Hospital                      |                                     |                              |  |                                     |                                       |                            |                                     | 非評鑑醫院 Hospitals Without Accreditation |                  |                                     |
|--|-------------------------------------|------------------------------|--|-------------------------------------|---------------------------------------|----------------------------|-------------------------------------|---------------------------------------|------------------|-------------------------------------|
| 乙類教學<br>Class II<br>Teaching<br>Hospital | 非教學<br>Non-<br>Teaching<br>Hospital | 地區醫院<br>District<br>Hospital | 乙類教學<br>Class II<br>Teaching<br>Hospital | 非教學<br>Non-<br>Teaching<br>Hospital | 精神專科<br>醫院<br>Psychiatric<br>Hospital | 教學<br>Teaching<br>Hospital | 非教學<br>Non-<br>Teaching<br>Hospital | 合計<br>Total                           | 西醫醫院<br>Hospital | 中醫醫院<br>Chinese<br>Med.<br>Hospital |
| 1,918                                    | 57                                  | 1,596                        | 518                                      | 1,078                               | 155                                   | 77                         | 78                                  | 323                                   | 277              | 46                                  |
| 693                                      | 19                                  | 359                          | 181                                      | 178                                 | 77                                    | 77                         | -                                   | 42                                    | 23               | 19                                  |
| 219                                      | 13                                  | 148                          | 54                                       | 94                                  | 46                                    | 46                         | -                                   | 8                                     | 8                | -                                   |
| 192                                      | -                                   | -                            | -  | -                                   | -                                     | -                          | -                                   | -                                     | -                | -                                   |
| 45                                       | -                                   | -                            | -  | -                                   | 8                                     | 8                          | -                                   | -                                     | -                | -                                   |
| 36                                       | -                                   | 29                           | 25                                       | 4                                   | -                                     | -                          | -                                   | 3                                     | 3                | -                                   |
| 27                                       | -                                   | 4                            | -  | 4                                   | -                                     | -                          | -                                   | 10                                    | 10               | -                                   |
| 142                                      | 6                                   | 76                           | 45                                       | 31                                  | 12                                    | 12                         | -                                   | -                                     | -                | -                                   |
| 32                                       | -                                   | 91                           | 57                                       | 34                                  | 11                                    | 11                         | -                                   | -                                     | -                | -                                   |
| -  | -                                   | 11                           | -  | 11                                  | -                                     | -                          | -                                   | 2                                     | 2                | -                                   |
| -  | -                                   | -                            | -  | -                                   | -                                     | -                          | -                                   | 19                                    | -                | 19                                  |
| 1,225                                    | 38                                  | 1,237                        | 337                                      | 900                                 | 78                                    | -                          | 78                                  | 281                                   | 254              | 27                                  |
| 686                                      | -                                   | 142                          | 89                                       | 53                                  | 5                                     | -                          | 5                                   | 167                                   | 167              | -                                   |
| 117                                      | -                                   | 53                           | 44                                       | 9                                   | -                                     | -                          | -                                   | -                                     | -                | -                                   |
| -  | -                                   | 38                           | 32                                       | 6                                   | -                                     | -                          | -                                   | -                                     | -                | -                                   |
| 42                                       | -                                   | 25                           | -  | 25                                  | 16                                    | -                          | 16                                  | 5                                     | 5                | -                                   |
| 380                                      | 38                                  | 979                          | 172                                      | 807                                 | 57                                    | -                          | 57                                  | 82                                    | 82               | -                                   |
| -  | -                                   | -                            | -  | -                                   | -                                     | -                          | -                                   | -                                     | -                | -                                   |
| -  | -                                   | -                            | -  | -                                   | -                                     | -                          | -                                   | 27                                    | -                | 27                                  |

表 35 醫院護產人員數—按權屬別及評鑑等級別分

民國九十四年底

單位：人

| 權屬別<br>Ownership |   | 醫院護產人員數<br>Number of Professional Nurses, Nurses and Midwives in Hospitals | 評 鑑 醫 院       |                        |                                  |                           |                                   |
|------------------|---|--|---------------|------------------------|----------------------------------|---------------------------|-----------------------------------|
|                  |   |  | 合計<br>Total   | 醫學中心<br>Medical Center | 準醫學中心<br>Would-be Medical Center | 區域醫院<br>Regional Hospital | 甲類教學<br>Class I Teaching Hospital |
| <b>總 計</b>       | <b>Total</b>  | <b>76,649</b>  | <b>73,868</b> | <b>25,849</b>          | <b>-</b>                         | <b>28,351</b>             | <b>503</b>                        |
| <b>公 立 醫 院</b>   | <b>Public Hospitals</b>                                 | <b>22,734</b>  | <b>22,546</b> | <b>8,656</b>           | <b>-</b>                         | <b>8,561</b>              | <b>-</b>                          |
| 行政院衛生署所屬         | Hospitals Subordinate to DOH                            | 5,582  | 5,538         | -                      | -                                | 3,062                     | -                                 |
| 臺北市立醫院           | Taipei Municipal Hospitals                              | 2,406  | 2,406         | -                      | -                                | 2,406                     | -                                 |
| 高雄市立醫院           | Kaohsiung Municipal Hospitals                           | 616  | 616           | -                      | -                                | 424                       | -                                 |
| 縣市立醫院            | County & City Hospitals                                 | 750  | 736           | -                      | -                                | 430                       | -                                 |
| 公立醫學院校附設醫院       | Hospitals Affiliated with Public Medical Schools        | 3,270  | 3,189         | 2,751                  | -                                | 387                       | -                                 |
| 軍方醫院—民眾診療        | Civilian Clinics of Military Hospitals                  | 3,558  | 3,558         | 1,236                  | -                                | 1,465                     | -                                 |
| 榮民醫院             | Hosps. of VACRS   | 6,377  | 6,377         | 4,669                  | -                                | 387                       | -                                 |
| 機關(構)附設醫院        | Hospitals Affiliated with Enterprises                   | 159  | 126           | -                      | -                                | -                         | -                                 |
| 公立中醫醫院           | Public Chinese Med. Hosps.                              | 16   | -             | -                      | -                                | -                         | -                                 |
| <b>私 立 醫 院</b>   | <b>Private Hospitals</b>                                | <b>53,915</b>  | <b>51,322</b> | <b>17,193</b>          | <b>-</b>                         | <b>19,790</b>             | <b>503</b>                        |
| 財團法人醫院           | Non-Profit Proprietary Hosps.                           | 26,215   | 24,632        | 12,828                 | -                                | 9,974                     | -                                 |
| 宗教財團法人附設醫院       | Hosps. Affiliated with Religious Non-Profit Proprietary | 2,700  | 2,700         | -                      | -                                | 1,981                     | -                                 |
| 醫學院校附設醫院         | Hosps. Affiliated with Medical School                   | 5,340  | 5,340         | 4,365                  | -                                | 503                       | 503                               |
| 其他法人附設醫院         | Hosps. Affiliated with Other Non-Profit Proprietary     | 1,167  | 1,080         | -                      | -                                | 650                       | -                                 |
| 私立醫院             | Private Hosps.  | 18,372   | 17,570        | -                      | -                                | 6,682                     | -                                 |
| 私立牙醫醫院           | Private Dental Hosps.                                   | -  | -             | -                      | -                                | -                         | -                                 |
| 私立中醫醫院           | Private Chinese Med. Hosps.                             | 121  | -             | -                      | -                                | -                         | -                                 |

註：護產人員係包含護理師、護士、助產師及助產士。

**Table 35 Number of Professional Nurses, Nurses and Midwives in Hospitals by Ownership and Accreditation, 2005**

Unit: Person

| Accredited Hospital                      |                                     |                              |  |                                     |                                       |                            |                                     | 非評鑑醫院 Hospitals Without Accreditation |                  |                                     |
|--|-------------------------------------|------------------------------|--|-------------------------------------|---------------------------------------|----------------------------|-------------------------------------|---------------------------------------|------------------|-------------------------------------|
| 乙類教學<br>Class II<br>Teaching<br>Hospital | 非教學<br>Non-<br>Teaching<br>Hospital | 地區醫院<br>District<br>Hospital | 乙類教學<br>Class II<br>Teaching<br>Hospital | 非教學<br>Non-<br>Teaching<br>Hospital | 精神專科<br>醫院<br>Psychiatric<br>Hospital | 教學<br>Teaching<br>Hospital | 非教學<br>Non-<br>Teaching<br>Hospital | 合計<br>Total                           | 西醫醫院<br>Hospital | 中醫醫院<br>Chinese<br>Med.<br>Hospital |
| 27,057                                   | 791                                 | 17,698                       | 6,575                                    | 11,123                              | 1,970                                 | 1,189                      | 781                                 | 2,781                                 | 2,644            | 137                                 |
| 8,380                                    | 181                                 | 4,140                        | 2,198                                    | 1,942                               | 1,189                                 | 1,189                      | -                                   | 188                                   | 172              | 16                                  |
| 2,936                                    | 126                                 | 1,764                        | 725                                      | 1,039                               | 712                                   | 712                        | -                                   | 44                                    | 44               | -                                   |
| 2,406                                    | -                                   | -                            | -  | -                                   | -                                     | -                          | -                                   | -                                     | -                | -                                   |
| 424                                      | -                                   | -                            | -  | -                                   | 192                                   | 192                        | -                                   | -                                     | -                | -                                   |
| 430                                      | -                                   | 306                          | 275                                      | 31                                  | -                                     | -                          | -                                   | 14                                    | 14               | -                                   |
| 387                                      | -                                   | 51                           | -  | 51                                  | -                                     | -                          | -                                   | 81                                    | 81               | -                                   |
| 1,410                                    | 55                                  | 741                          | 490                                      | 251                                 | 116                                   | 116                        | -                                   | -                                     | -                | -                                   |
| 387                                      | -                                   | 1,152                        | 708                                      | 444                                 | 169                                   | 169                        | -                                   | -                                     | -                | -                                   |
| -  | -                                   | 126                          | -  | 126                                 | -                                     | -                          | -                                   | 33                                    | 33               | -                                   |
| -  | -                                   | -                            | -  | -                                   | -                                     | -                          | -                                   | 16                                    | -                | 16                                  |
| 18,677                                   | 610                                 | 13,558                       | 4,377                                    | 9,181                               | 781                                   | -                          | 781                                 | 2,593                                 | 2,472            | 121                                 |
| 9,974                                    | -                                   | 1,744                        | 1,169                                    | 575                                 | 86                                    | -                          | 86                                  | 1,583                                 | 1,583            | -                                   |
| 1,981                                    | -                                   | 719                          | 616                                      | 103                                 | -                                     | -                          | -                                   | -                                     | -                | -                                   |
| -  | -                                   | 472                          | 384                                      | 88                                  | -                                     | -                          | -                                   | -                                     | -                | -                                   |
| 650                                      | -                                   | 286                          | -  | 286                                 | 144                                   | -                          | 144                                 | 87                                    | 87               | -                                   |
| 6,072                                    | 610                                 | 10,337                       | 2,208                                    | 8,129                               | 551                                   | -                          | 551                                 | 802                                   | 802              | -                                   |
| -  | -                                   | -                            | -  | -                                   | -                                     | -                          | -                                   | -                                     | -                | -                                   |
| -  | -                                   | -                            | -  | -                                   | -                                     | -                          | -                                   | 121                                   | -                | 121                                 |

表 36 醫院醫檢人員數—按權屬別及評鑑等級別分

民國九十四年底

單位：人

| 權屬別<br><br>Ownership |   | 醫院醫檢人員數<br>Number of Medical Technologists and Medical Technicians in Hospitals | 評鑑醫院        |                        |                                  |                           |                                   |
|----------------------|---|---|-------------|------------------------|----------------------------------|---------------------------|-----------------------------------|
|                      |   |   | 合計<br>Total | 醫學中心<br>Medical Center | 準醫學中心<br>Would-be Medical Center | 區域醫院<br>Regional Hospital | 甲類教學<br>Class I Teaching Hospital |
| 總計                   | Total   | 5,489   | 5,334       | 1,968                  | -                                | 2,022                     | 34                                |
| 公立醫院                 | Public Hospitals  | 1,795   | 1,771       | 794                    | -                                | 666                       | -                                 |
| 行政院衛生署所屬             | Hospitals Subordinate to DOH                            | 365   | 356         | -                      | -                                | 223                       | -                                 |
| 臺北市立醫院               | Taipei Municipal Hospitals                              | 186   | 186         | -                      | -                                | 186                       | -                                 |
| 高雄市立醫院               | Kaohsiung Municipal Hospitals                           | 51  | 51          | -                      | -                                | 45                        | -                                 |
| 縣市立醫院                | County & City Hospitals                                 | 56  | 54          | -                      | -                                | 30                        | -                                 |
| 公立醫學院校附設醫院           | Hospitals Affiliated with Public Medical Schools        | 308   | 298         | 263                    | -                                | 31                        | -                                 |
| 軍方醫院－民眾診療            | Civilian Clinics of Military Hospitals                  | 290   | 290         | 105                    | -                                | 123                       | -                                 |
| 榮民醫院                 | Hosps. of VACRS   | 523   | 523         | 426                    | -                                | 28                        | -                                 |
| 機關(構)附設醫院            | Hospitals Affiliated with Enterprises                   | 15  | 13          | -                      | -                                | -                         | -                                 |
| 公立中醫醫院               | Public Chinese Med. Hosps.                              | 1   | -           | -                      | -                                | -                         | -                                 |
| 私立醫院                 | Private Hospitals                                       | 3,694   | 3,563       | 1,174                  | -                                | 1,356                     | 34                                |
| 財團法人醫院               | Non-Profit Proprietary Hosps.                           | 1,715   | 1,637       | 845                    | -                                | 659                       | -                                 |
| 宗教財團法人附設醫院           | Hosps. Affiliated with Religious Non-Profit Proprietary | 185   | 185         | -                      | -                                | 133                       | -                                 |
| 醫學院校附設醫院             | Hosps. Affiliated with Medical School                   | 411   | 411         | 329                    | -                                | 34                        | 34                                |
| 其他法人附設醫院             | Hosps. Affiliated with Other Non-Profit Proprietary     | 70  | 67          | -                      | -                                | 37                        | -                                 |
| 私立醫院                 | Private Hosps.  | 1,313   | 1,263       | -                      | -                                | 493                       | -                                 |
| 私立牙醫醫院               | Private Dental Hosps.                                   | -   | -           | -                      | -                                | -                         | -                                 |
| 私立中醫醫院               | Private Chinese Med. Hosps.                             | -   | -           | -                      | -                                | -                         | -                                 |

註：醫檢人員係包含醫檢師及醫檢生。

**Table 36 Number of Medical Technologists and Medical Technicians in Hospitals by Ownership and Accreditation, 2005**

Unit: Person

| Accredited Hospital                      |                                     |                              |  |                                     |                                       |                            |                                     | 非評鑑醫院 Hospitals Without Accreditation |                  |                                     |
|--|-------------------------------------|------------------------------|--|-------------------------------------|---------------------------------------|----------------------------|-------------------------------------|---------------------------------------|------------------|-------------------------------------|
| 乙類教學<br>Class II<br>Teaching<br>Hospital | 非教學<br>Non-<br>Teaching<br>Hospital | 地區醫院<br>District<br>Hospital | 乙類教學<br>Class II<br>Teaching<br>Hospital | 非教學<br>Non-<br>Teaching<br>Hospital | 精神專科<br>醫院<br>Psychiatric<br>Hospital | 教學<br>Teaching<br>Hospital | 非教學<br>Non-<br>Teaching<br>Hospital | 合計<br>Total                           | 西醫醫院<br>Hospital | 中醫醫院<br>Chinese<br>Med.<br>Hospital |
| 1,931                                    | 57                                  | 1,302                        | 489                                      | 813                                 | 42                                    | 34                         | 8                                   | 155                                   | 154              | 1                                   |
| 646                                      | 20                                  | 277                          | 147                                      | 130                                 | 34                                    | 34                         | -                                   | 24                                    | 23               | 1                                   |
| 211                                      | 12                                  | 113                          | 48                                       | 65                                  | 20                                    | 20                         | -                                   | 9                                     | 9                | -                                   |
| 186                                      | -                                   | -                            | -  | -                                   | -                                     | -                          | -                                   | -                                     | -                | -                                   |
| 45                                       | -                                   | -                            | -  | -                                   | 6                                     | 6                          | -                                   | -                                     | -                | -                                   |
| 30                                       | -                                   | 24                           | 20                                       | 4                                   | -                                     | -                          | -                                   | 2                                     | 2                | -                                   |
| 31                                       | -                                   | 4                            | -  | 4                                   | -                                     | -                          | -                                   | 10                                    | 10               | -                                   |
| 115                                      | 8                                   | 60                           | 42                                       | 18                                  | 2                                     | 2                          | -                                   | -                                     | -                | -                                   |
| 28                                       | -                                   | 63                           | 37                                       | 26                                  | 6                                     | 6                          | -                                   | -                                     | -                | -                                   |
| -  | -                                   | 13                           | -  | 13                                  | -                                     | -                          | -                                   | 2                                     | 2                | -                                   |
| -  | -                                   | -                            | -  | -                                   | -                                     | -                          | -                                   | 1                                     | -                | 1                                   |
| 1,285                                    | 37                                  | 1,025                        | 342                                      | 683                                 | 8                                     | -                          | 8                                   | 131                                   | 131              | -                                   |
| 659                                      | -                                   | 133                          | 78                                       | 55                                  | -                                     | -                          | -                                   | 78                                    | 78               | -                                   |
| 133                                      | -                                   | 52                           | 45                                       | 7                                   | -                                     | -                          | -                                   | -                                     | -                | -                                   |
| -  | -                                   | 48                           | 27                                       | 21                                  | -                                     | -                          | -                                   | -                                     | -                | -                                   |
| 37                                       | -                                   | 26                           | -  | 26                                  | 4                                     | -                          | 4                                   | 3                                     | 3                | -                                   |
| 456                                      | 37                                  | 766                          | 192                                      | 574                                 | 4                                     | -                          | 4                                   | 50                                    | 50               | -                                   |
| -  | -                                   | -                            | -  | -                                   | -                                     | -                          | -                                   | -                                     | -                | -                                   |
| -  | -                                   | -                            | -  | -                                   | -                                     | -                          | -                                   | -                                     | -                | -                                   |

表 37 醫院治療師(生)數—按權屬別及評鑑等級別分

民國九十四年底

單位：人

| 權屬別<br><br>Ownership |   | 醫院治療師<br>(生)數<br>Number of<br>Therapists and<br>Therapy<br>Technicians in<br>Hospitals | 評 鑑 醫 院     |                           |  |                              |   |
|----------------------|---|--|-------------|---------------------------|--|------------------------------|---|
|                      |   |  | 合計<br>Total | 醫學中心<br>Medical<br>Center | 準醫學中心<br>Would-be<br>Medical<br>Center | 區域醫院<br>Regional<br>Hospital | 甲類教學<br>Class I<br>Teaching<br>Hospital |
| 總 計                  | Total   | 4,190  | 3,947       | 932                       | -                                      | 1,396                        | 100                                     |
| 公 立 醫 院              | Public Hospitals  | 1,027  | 1,006       | 254                       | -                                      | 411                          | -                                       |
| 行政院衛生署所屬             | Hospitals Subordinate to DOH                            | 369  | 355         | -                         | -                                      | 176                          | -                                       |
| 臺北市立醫院               | Taipei Municipal Hospitals                              | 89   | 89          | -                         | -                                      | 89                           | -                                       |
| 高雄市立醫院               | Kaohsiung Municipal Hospitals                           | 28   | 28          | -                         | -                                      | 13                           | -                                       |
| 縣市立醫院                | County & City Hospitals                                 | 35   | 33          | -                         | -                                      | 22                           | -                                       |
| 公立醫學院校附設醫院           | Hospitals Affiliated with Public Medical Schools        | 114  | 109         | 87                        | -                                      | 19                           | -                                       |
| 軍方醫院－民眾診療            | Civilian Clinics of Military Hospitals                  | 141  | 141         | 31                        | -                                      | 73                           | -                                       |
| 榮民醫院                 | Hosps. of VACRS   | 228  | 228         | 136                       | -                                      | 19                           | -                                       |
| 機關(構)附設醫院            | Hospitals Affiliated with Enterprises                   | 23   | 23          | -                         | -                                      | -                            | -                                       |
| 公立中醫醫院               | Public Chinese Med. Hosps.                              | -  | -           | -                         | -                                      | -                            | -                                       |
| 私 立 醫 院              | Private Hospitals                                       | 3,163  | 2,941       | 678                       | -                                      | 985                          | 100                                     |
| 財團法人醫院               | Non-Profit Proprietary Hosps.                           | 1,202  | 1,091       | 516                       | -                                      | 464                          | -                                       |
| 宗教財團法人附設醫院           | Hosps. Affiliated with Religious Non-Profit Proprietary | 146  | 146         | -                         | -                                      | 95                           | -                                       |
| 醫學院校附設醫院             | Hosps. Affiliated with Medical School                   | 305  | 305         | 162                       | -                                      | 100                          | 100                                     |
| 其他法人附設醫院             | Hosps. Affiliated with Other Non-Profit Proprietary     | 99   | 78          | -                         | -                                      | 44                           | -                                       |
| 私立醫院                 | Private Hosps.  | 1,411  | 1,321       | -                         | -                                      | 282                          | -                                       |
| 私立牙醫醫院               | Private Dental Hosps.                                   | -  | -           | -                         | -                                      | -                            | -                                       |
| 私立中醫醫院               | Private Chinese Med. Hosps.                             | -  | -           | -                         | -                                      | -                            | -                                       |

註：治療師(生)係包含物理治療師、物理治療生、職能治療師、職能治療生及呼吸治療師。

**Table 37 Number of Therapists and Therapy Technicians in Hospitals by Ownership and Accreditation, 2005**

Unit: Person

| Accredited Hospital                      |                                     |                              |  |                                     |                                       |                            |                                     | 非評鑑醫院 Hospitals Without Accreditation |                  |                                     |
|--|-------------------------------------|------------------------------|--|-------------------------------------|---------------------------------------|----------------------------|-------------------------------------|---------------------------------------|------------------|-------------------------------------|
| 乙類教學<br>Class II<br>Teaching<br>Hospital | 非教學<br>Non-<br>Teaching<br>Hospital | 地區醫院<br>District<br>Hospital | 乙類教學<br>Class II<br>Teaching<br>Hospital | 非教學<br>Non-<br>Teaching<br>Hospital | 精神專科<br>醫院<br>Psychiatric<br>Hospital | 教學<br>Teaching<br>Hospital | 非教學<br>Non-<br>Teaching<br>Hospital | 合計<br>Total                           | 西醫醫院<br>Hospital | 中醫醫院<br>Chinese<br>Med.<br>Hospital |
| 1,260                                    | 36                                  | 1,395                        | 359                                      | 1,036                               | 224                                   | 110                        | 114                                 | 243                                   | 243              | -                                   |
| 403                                      | 8                                   | 231                          | 92                                       | 139                                 | 110                                   | 110                        | -                                   | 21                                    | 21               | -                                   |
| 172                                      | 4                                   | 99                           | 28                                       | 71                                  | 80                                    | 80                         | -                                   | 14                                    | 14               | -                                   |
| 89                                       | -                                   | -                            | -  | -                                   | -                                     | -                          | -                                   | -                                     | -                | -                                   |
| 13                                       | -                                   | -                            | -  | -                                   | 15                                    | 15                         | -                                   | -                                     | -                | -                                   |
| 22                                       | -                                   | 11                           | 11                                       | -                                   | -                                     | -                          | -                                   | 2                                     | 2                | -                                   |
| 19                                       | -                                   | 3                            | -  | 3                                   | -                                     | -                          | -                                   | 5                                     | 5                | -                                   |
| 69                                       | 4                                   | 30                           | 17                                       | 13                                  | 7                                     | 7                          | -                                   | -                                     | -                | -                                   |
| 19                                       | -                                   | 65                           | 36                                       | 29                                  | 8                                     | 8                          | -                                   | -                                     | -                | -                                   |
| -  | -                                   | 23                           | -  | 23                                  | -                                     | -                          | -                                   | -                                     | -                | -                                   |
| -  | -                                   | -                            | -  | -                                   | -                                     | -                          | -                                   | -                                     | -                | -                                   |
| 857                                      | 28                                  | 1,164                        | 267                                      | 897                                 | 114                                   | -                          | 114                                 | 222                                   | 222              | -                                   |
| 464                                      | -                                   | 100                          | 74                                       | 26                                  | 11                                    | -                          | 11                                  | 111                                   | 111              | -                                   |
| 95                                       | -                                   | 51                           | 32                                       | 19                                  | -                                     | -                          | -                                   | -                                     | -                | -                                   |
| -  | -                                   | 43                           | 19                                       | 24                                  | -                                     | -                          | -                                   | -                                     | -                | -                                   |
| 44                                       | -                                   | 24                           | -  | 24                                  | 10                                    | -                          | 10                                  | 21                                    | 21               | -                                   |
| 254                                      | 28                                  | 946                          | 142                                      | 804                                 | 93                                    | -                          | 93                                  | 90                                    | 90               | -                                   |
| -  | -                                   | -                            | -  | -                                   | -                                     | -                          | -                                   | -                                     | -                | -                                   |
| -  | -                                   | -                            | -  | -                                   | -                                     | -                          | -                                   | -                                     | -                | -                                   |



表 38 每病床醫事人員數—按權屬別及評鑑等級別分

民國九十四年底

單位：人

| 權屬別<br>Ownership |   | 每病床醫事<br>人員數<br>Number of<br>Registered<br>Medical<br>Personnel per<br>Beds in<br>Hospitals | 評 鑑 醫 院     |                           |  |                              |   |
|------------------|---|---|-------------|---------------------------|--|------------------------------|---|
|                  |   |   | 合計<br>Total | 醫學中心<br>Medical<br>Center | 準醫學中心<br>Would-be<br>Medical<br>Center | 區域醫院<br>Regional<br>Hospital | 甲類教學<br>Class I<br>Teaching<br>Hospital |
| <b>總 計</b>       | <b>Total</b>  | <b>0.92</b>   | <b>0.93</b> | <b>1.38</b>               | <b>-</b>                               | <b>0.99</b>                  | <b>1.80</b>                             |
| <b>公 立 醫 院</b>   | <b>Public Hospitals</b>                                 | <b>0.83</b>   | <b>0.84</b> | <b>1.32</b>               | <b>-</b>                               | <b>0.84</b>                  | <b>-</b>                                |
| 行政院衛生署所屬         | Hospitals Subordinate to DOH                            | 0.62  | 0.63        | -                         | -                                      | 0.80                         | -                                       |
| 臺北市立醫院           | Taipei Municipal Hospitals                              | 1.11  | 1.11        | -                         | -                                      | 1.11                         | -                                       |
| 高雄市立醫院           | Kaohsiung Municipal Hospitals                           | 0.52  | 0.52        | -                         | -                                      | 0.61                         | -                                       |
| 縣市立醫院            | County & City Hospitals                                 | 1.03  | 1.03        | -                         | -                                      | 1.07                         | -                                       |
| 公立醫學院校附設醫院       | Hospitals Affiliated with Public Medical Schools        | 1.26  | 1.26        | 1.32                      | -                                      | 0.89                         | -                                       |
| 軍方醫院—民眾診療        | Civilian Clinics of Military Hospitals                  | 0.87  | 0.87        | 1.23                      | -                                      | 0.80                         | -                                       |
| 榮民醫院             | Hosps. of VACRS   | 0.85  | 0.85        | 1.35                      | -                                      | 0.48                         | -                                       |
| 機關(構)附設醫院        | Hospitals Affiliated with Enterprises                   | 0.85  | 0.92        | -                         | -                                      | -                            | -                                       |
| 公立中醫醫院           | Public Chinese Med. Hosps.                              | 3.21  | -           | -                         | -                                      | -                            | -                                       |
| <b>私 立 醫 院</b>   | <b>Private Hospitals</b>                                | <b>0.97</b>   | <b>0.99</b> | <b>1.42</b>               | <b>-</b>                               | <b>1.09</b>                  | <b>1.80</b>                             |
| 財團法人醫院           | Non-Profit Proprietary Hosps.                           | 1.22  | 1.24        | 1.43                      | -                                      | 1.15                         | -                                       |
| 宗教財團法人附設醫院       | Hosps. Affiliated with Religious Non-Profit Proprietary | 0.99  | 0.99        | -                         | -                                      | 1.06                         | -                                       |
| 醫學院校附設醫院         | Hosps. Affiliated with Medical School                   | 1.34  | 1.34        | 1.41                      | -                                      | 1.80                         | 1.80                                    |
| 其他法人附設醫院         | Hosps. Affiliated with Other Non-Profit Proprietary     | 0.59  | 0.59        | -                         | -                                      | 0.89                         | -                                       |
| 私立醫院             | Private Hosps.  | 0.72  | 0.74        | -                         | -                                      | 0.99                         | -                                       |
| 私立牙醫醫院           | Private Dental Hosps.                                   | -   | -           | -                         | -                                      | -                            | -                                       |
| 私立中醫醫院           | Private Chinese Med. Hosps.                             | 0.94  | -           | -                         | -                                      | -                            | -                                       |

**Table 38 Number of Registered Medical Personnel per Beds in Hospitals by Ownership and Accreditation, 2005**

Unit: Person

| Accredited Hospital                      |                                     |                              |  |                                     |                                       |                            |                                     | 非評鑑醫院 Hospitals Without Accreditation |                  |                                     |
|--|-------------------------------------|------------------------------|--|-------------------------------------|---------------------------------------|----------------------------|-------------------------------------|---------------------------------------|------------------|-------------------------------------|
| 乙類教學<br>Class II<br>Teaching<br>Hospital | 非教學<br>Non-<br>Teaching<br>Hospital | 地區醫院<br>District<br>Hospital | 乙類教學<br>Class II<br>Teaching<br>Hospital | 非教學<br>Non-<br>Teaching<br>Hospital | 精神專科<br>醫院<br>Psychiatric<br>Hospital | 教學<br>Teaching<br>Hospital | 非教學<br>Non-<br>Teaching<br>Hospital | 合計<br>Total                           | 西醫醫院<br>Hospital | 中醫醫院<br>Chinese<br>Med.<br>Hospital |
| 1.00                                     | 0.66                                | 0.71                         | 0.73                                     | 0.69                                | 0.26                                  | 0.33                       | 0.20                                | 0.72                                  | 0.71             | 1.05                                |
| 0.85                                     | 0.54                                | 0.59                         | 0.59                                     | 0.58                                | 0.33                                  | 0.33                       | -                                   | 0.50                                  | 0.44             | 3.21                                |
| 0.82                                     | 0.47                                | 0.62                         | 0.72                                     | 0.56                                | 0.34                                  | 0.34                       | -                                   | 0.21                                  | 0.21             | -                                   |
| 1.11                                     | -                                   | -                            | -  | -                                   | -                                     | -                          | -                                   | -                                     | -                | -                                   |
| 0.61                                     | -                                   | -                            | -  | -                                   | 0.37                                  | 0.37                       | -                                   | -                                     | -                | -                                   |
| 1.07                                     | -                                   | 0.99                         | 1.00                                     | 0.95                                | -                                     | -                          | -                                   | 0.92                                  | 0.92             | -                                   |
| 0.89                                     | -                                   | 1.87                         | -  | 1.87                                | -                                     | -                          | -                                   | 1.14                                  | 1.14             | -                                   |
| 0.80                                     | 0.74                                | 0.74                         | 0.80                                     | 0.65                                | 0.39                                  | 0.39                       | -                                   | -                                     | -                | -                                   |
| 0.48                                     | -                                   | 0.41                         | 0.39                                     | 0.46                                | 0.24                                  | 0.24                       | -                                   | -                                     | -                | -                                   |
| -  | -                                   | 0.92                         | -  | 0.92                                | -                                     | -                          | -                                   | 0.62                                  | 0.62             | -                                   |
| -  | -                                   | -                            | -  | -                                   | -                                     | -                          | -                                   | 3.21                                  | -                | 3.21                                |
| 1.09                                     | 0.72                                | 0.75                         | 0.83                                     | 0.72                                | 0.20                                  | -                          | 0.20                                | 0.76                                  | 0.75             | 0.94                                |
| 1.15                                     | -                                   | 0.90                         | 0.89                                     | 0.92                                | 0.22                                  | -                          | 0.22                                | 0.98                                  | 0.98             | -                                   |
| 1.06                                     | -                                   | 0.85                         | 0.87                                     | 0.74                                | -                                     | -                          | -                                   | -                                     | -                | -                                   |
| -  | -                                   | 0.77                         | 0.71                                     | 1.08                                | -                                     | -                          | -                                   | -                                     | -                | -                                   |
| 0.89                                     | -                                   | 0.63                         | -  | 0.63                                | 0.22                                  | -                          | 0.22                                | 0.55                                  | 0.55             | -                                   |
| 1.02                                     | 0.72                                | 0.73                         | 0.82                                     | 0.71                                | 0.19                                  | -                          | 0.19                                | 0.53                                  | 0.53             | -                                   |
| -  | -                                   | -                            | -  | -                                   | -                                     | -                          | -                                   | -                                     | -                | -                                   |
| -  | -                                   | -                            | -  | -                                   | -                                     | -                          | -                                   | 0.94                                  | -                | 0.94                                |

表 39 醫院專科醫師專任人數統計 — 按權屬別分

民國九十四年底

單位：人、%

| 權屬別 Ownership  |   | 總計<br>Total   | 家庭醫學科<br>Family<br>Medicine | 內科<br>Internal<br>Medicine | 外科<br>Surgery | 小兒科<br>Pediatrics |
|----------------|---|---------------|-----------------------------|----------------------------|---------------|-------------------|
| <b>總 計</b>     | <b>Total</b>  | <b>15,398</b> | <b>681</b>                  | <b>3,981</b>               | <b>1,500</b>  | <b>982</b>        |
| <b>公 立 醫 院</b> | <b>Public Hospitals</b>                                 | <b>5,119</b>  | <b>229</b>                  | <b>1,197</b>               | <b>524</b>    | <b>302</b>        |
| 行政院衛生署所屬       | Hospitals Subordinate to DOH                            | 1,104         | 82                          | 235                        | 112           | 67                |
| 臺北市立醫院         | Taipei Municipal Hospitals                              | 432           | 22                          | 63                         | 25            | 33                |
| 高雄市立醫院         | Kaohsiung Municipal Hospitals                           | 160           | 5                           | 37                         | 18            | 8                 |
| 縣市立醫院          | County & City Hospitals                                 | 168           | 7                           | 46                         | 14            | 12                |
| 公立醫學院校附設醫院     | Hospitals Affiliated with Public Medical Schools        | 898           | 33                          | 235                        | 87            | 62                |
| 軍方醫院(民眾診療)     | Civilian Clinics of Military Hospitals                  | 931           | 31                          | 195                        | 122           | 40                |
| 榮民醫院           | Hosps. of VACRS   | 1,394         | 42                          | 374                        | 141           | 80                |
| 機關(構)附設醫院      | Hospitals Affiliated with Enterprises                   | 32            | 7                           | 12                         | 5             | -                 |
| 公立中醫醫院         | Public Chinese Med. Hosps.                              | -             | -                           | -                          | -             | -                 |
| <b>私 立 醫 院</b> | <b>Private Hospitals</b>                                | <b>10,279</b> | <b>452</b>                  | <b>2,784</b>               | <b>976</b>    | <b>680</b>        |
| 財團法人醫院         | Non-Profit Proprietary Hosps.                           | 5,052         | 157                         | 1,300                      | 436           | 364               |
| 宗教財團法人附設醫院     | Hosps. Affiliated with Religious Non-Profit Proprietary | 510           | 27                          | 124                        | 46            | 39                |
| 醫學院校附設醫院       | Hosps. Affiliated with Medical School                   | 1,077         | 28                          | 265                        | 95            | 73                |
| 其他法人附設醫院       | Hosps. Affiliated with Other Non-Profit Proprietary     | 199           | 8                           | 59                         | 19            | 8                 |
| 私立醫院           | Private Hosps.  | 3,441         | 232                         | 1,036                      | 380           | 196               |
| 私立牙醫醫院         | Private Dental Hosps.                                   | -             | -                           | -                          | -             | -                 |
| 私立中醫醫院         | Private Chinese Med. Hosps.                             | -             | -                           | -                          | -             | -                 |
| 比率             |   |               |                             |                            |               |                   |
| <b>總 計</b>     | <b>Total</b>  | <b>67.52</b>  | <b>55.37</b>                | <b>71.38</b>               | <b>72.96</b>  | <b>67.26</b>      |
| <b>公 立 醫 院</b> | <b>Public Hospitals</b>                                 | <b>65.23</b>  | <b>50.66</b>                | <b>69.59</b>               | <b>72.58</b>  | <b>60.64</b>      |
| 行政院衛生署所屬       | Hospitals Subordinate to DOH                            | 75.46         | 73.87                       | 74.60                      | 78.87         | 78.82             |
| 臺北市立醫院         | Taipei Municipal Hospitals                              | 55.46         | 21.15                       | 54.78                      | 58.14         | 60.00             |
| 高雄市立醫院         | Kaohsiung Municipal Hospitals                           | 74.77         | 83.33                       | 71.15                      | 81.82         | 80.00             |
| 縣市立醫院          | County & City Hospitals                                 | 61.09         | 38.89                       | 79.31                      | 51.85         | 80.00             |
| 公立醫學院校附設醫院     | Hospitals Affiliated with Public Medical Schools        | 42.60         | 32.04                       | 50.43                      | 58.00         | 34.07             |
| 軍方醫院(民眾診療)     | Civilian Clinics of Military Hospitals                  | 68.66         | 64.58                       | 69.64                      | 69.71         | 67.80             |
| 榮民醫院           | Hosps. of VACRS   | 90.70         | 79.25                       | 91.89                      | 92.16         | 93.02             |
| 機關(構)附設醫院      | Hospitals Affiliated with Enterprises                   | 27.59         | 77.78                       | 44.44                      | 50.00         | -                 |
| 公立中醫醫院         | Public Chinese Med. Hosps.                              | -             | -                           | -                          | -             | -                 |
| <b>私 立 醫 院</b> | <b>Private Hospitals</b>                                | <b>68.72</b>  | <b>58.10</b>                | <b>72.18</b>               | <b>73.16</b>  | <b>70.69</b>      |
| 財團法人醫院         | Non-Profit Proprietary Hosps.                           | 76.50         | 58.58                       | 79.03                      | 79.42         | 75.05             |
| 宗教財團法人附設醫院     | Hosps. Affiliated with Religious Non-Profit Proprietary | 73.07         | 51.92                       | 81.58                      | 73.02         | 86.67             |
| 醫學院校附設醫院       | Hosps. Affiliated with Medical School                   | 70.95         | 50.00                       | 81.79                      | 76.61         | 72.28             |
| 其他法人附設醫院       | Hosps. Affiliated with Other Non-Profit Proprietary     | 65.89         | 72.73                       | 60.20                      | 67.86         | 88.89             |
| 私立醫院           | Private Hosps.  | 58.97         | 59.34                       | 63.25                      | 66.67         | 60.87             |
| 私立牙醫醫院         | Private Dental Hosps.                                   | -             | -                           | -                          | -             | -                 |
| 私立中醫醫院         | Private Chinese Med. Hosps.                             | -             | -                           | -                          | -             | -                 |

**Table 39 Number of Medical Specialists in Hospitals by Ownership, 2005**

| Unit: Person、%                     |                   |                  |                              |                |               |                     |                    |
|------------------------------------|-------------------|------------------|------------------------------|----------------|---------------|---------------------|--------------------|
| 婦產科<br>Obstetrics &<br>Gynaecology | 骨科<br>Orthopedics | 神經科<br>Neurology | 神經外科<br>Neurology<br>Surgery | 泌尿科<br>Urology | 耳鼻喉科<br>E.N.T | 眼科<br>Ophthalmology | 皮膚科<br>Dermatology |
| <b>998</b>                         | <b>825</b>        | <b>487</b>       | <b>322</b>                   | <b>492</b>     | <b>390</b>    | <b>479</b>          | <b>216</b>         |
| <b>280</b>                         | <b>262</b>        | <b>150</b>       | <b>103</b>                   | <b>161</b>     | <b>142</b>    | <b>188</b>          | <b>80</b>          |
| 63                                 | 66                | 32               | 12                           | 40             | 29            | 32                  | 12                 |
| 27                                 | 29                | 14               | 10                           | 17             | 14            | 29                  | 10                 |
| 13                                 | 10                | 4                | 1                            | 8              | 2             | 3                   | 3                  |
| 12                                 | 8                 | 3                | 2                            | 7              | 5             | 9                   | 5                  |
| 56                                 | 32                | 30               | 14                           | 26             | 26            | 27                  | 19                 |
| 47                                 | 60                | 23               | 29                           | 26             | 25            | 31                  | 10                 |
| 62                                 | 57                | 42               | 35                           | 37             | 41            | 57                  | 20                 |
| -                                  | -                 | 2                | -                            | -              | -             | -                   | 1                  |
| -                                  | -                 | -                | -                            | -              | -             | -                   | -                  |
| <b>718</b>                         | <b>563</b>        | <b>337</b>       | <b>219</b>                   | <b>331</b>     | <b>248</b>    | <b>291</b>          | <b>136</b>         |
| 308                                | 217               | 194              | 127                          | 164            | 141           | 183                 | 84                 |
| 28                                 | 27                | 23               | 6                            | 18             | 16            | 13                  | 8                  |
| 68                                 | 47                | 41               | 34                           | 34             | 35            | 28                  | 18                 |
| 8                                  | 11                | 6                | 2                            | 8              | 4             | 5                   | 2                  |
| 306                                | 261               | 73               | 50                           | 107            | 52            | 62                  | 24                 |
| -                                  | -                 | -                | -                            | -              | -             | -                   | -                  |
| -                                  | -                 | -                | -                            | -              | -             | -                   | -                  |
| Ratio                              |                   |                  |                              |                |               |                     |                    |
| <b>69.02</b>                       | <b>69.86</b>      | <b>69.77</b>     | <b>67.93</b>                 | <b>63.32</b>   | <b>51.38</b>  | <b>54.19</b>        | <b>50.12</b>       |
| <b>62.64</b>                       | <b>70.43</b>      | <b>67.57</b>     | <b>74.64</b>                 | <b>63.39</b>   | <b>46.41</b>  | <b>47.96</b>        | <b>51.61</b>       |
| 78.75                              | 84.62             | 80.00            | 66.67                        | 75.47          | 65.91         | 56.14               | 54.55              |
| 39.71                              | 74.36             | 63.64            | 66.67                        | 73.91          | 73.68         | 65.91               | 55.56              |
| 76.47                              | 90.91             | 100.00           | 100.00                       | 80.00          | 18.18         | 60.00               | 75.00              |
| 60.00                              | 50.00             | 75.00            | 50.00                        | 87.50          | 41.67         | 47.37               | 83.33              |
| 44.44                              | 34.78             | 44.12            | 58.33                        | 34.67          | 21.14         | 22.69               | 32.76              |
| 71.21                              | 86.96             | 71.88            | 76.32                        | 66.67          | 58.14         | 46.27               | 52.63              |
| 95.38                              | 91.94             | 95.45            | 92.11                        | 82.22          | 78.85         | 75.00               | 86.96              |
| -                                  | -                 | 25.00            | -                            | -              | -             | -                   | 20.00              |
| -                                  | -                 | -                | -                            | -              | -             | -                   | -                  |
| <b>71.87</b>                       | <b>69.59</b>      | <b>70.80</b>     | <b>65.18</b>                 | <b>63.29</b>   | <b>54.75</b>  | <b>59.15</b>        | <b>49.28</b>       |
| 79.79                              | 78.34             | 80.17            | 78.40                        | 71.30          | 59.00         | 73.49               | 60.43              |
| 71.79                              | 71.05             | 79.31            | 31.58                        | 75.00          | 69.57         | 44.83               | 72.73              |
| 66.02                              | 74.60             | 74.55            | 65.38                        | 79.07          | 60.34         | 53.85               | 41.86              |
| 66.67                              | 61.11             | 60.00            | 50.00                        | 53.33          | 57.14         | 62.50               | 40.00              |
| 66.67                              | 63.20             | 52.14            | 50.51                        | 50.71          | 41.27         | 40.26               | 30.77              |
| -                                  | -                 | -                | -                            | -              | -             | -                   | -                  |
| -                                  | -                 | -                | -                            | -              | -             | -                   | -                  |

表 39 醫院專科醫師專任人數統計 — 按權屬別分(續)

民國九十四年底

單位：人、%

| 權屬別 Ownership  |   | 精神科<br>Psychiatry | 復健科<br>Rehabilitation<br>Medicine | 整型外科<br>Plastic<br>Surgery | 麻醉科<br>Anesthesiology |
|----------------|---|-------------------|-----------------------------------|----------------------------|-----------------------|
| <b>總 計</b>     | <b>Total</b>  | <b>733</b>        | <b>414</b>                        | <b>247</b>                 | <b>627</b>            |
| <b>公 立 醫 院</b> | <b>Public Hospitals</b>                                     | <b>370</b>        | <b>124</b>                        | <b>77</b>                  | <b>201</b>            |
| 行政院衛生署所屬       | Hospitals Subordinate to DOH                                | 132               | 39                                | 4                          | 34                    |
| 臺北市立醫院         | Taipei Municipal Hospitals                                  | 13                | 12                                | 8                          | 16                    |
| 高雄市立醫院         | Kaohsiung Municipal Hospitals                               | 30                | 2                                 | 2                          | 6                     |
| 縣市立醫院          | County & City Hospitals                                     | 6                 | 1                                 | 3                          | 7                     |
| 公立醫學院校附設醫院     | Hospitals Affiliated with Public Medical<br>Schools         | 32                | 22                                | 14                         | 38                    |
| 軍方醫院(民眾診療)     | Civilian Clinics of Military Hospitals                      | 74                | 20                                | 23                         | 42                    |
| 榮民醫院           | Hosps. of VACRS   | 81                | 26                                | 23                         | 58                    |
| 機關(構)附設醫院      | Hospitals Affiliated with Enterprises                       | 2                 | 2                                 | -                          | -                     |
| 公立中醫醫院         | Public Chinese Med. Hosps.                                  | -                 | -                                 | -                          | -                     |
| <b>私 立 醫 院</b> | <b>Private Hospitals</b>                                    | <b>363</b>        | <b>290</b>                        | <b>170</b>                 | <b>426</b>            |
| 財團法人醫院         | Non-Profit Proprietary Hosps.                               | 171               | 111                               | 115                        | 246                   |
| 宗教財團法人附設醫院     | Hosps. Affiliated with Religious Non-<br>Profit Proprietary | 17                | 14                                | 8                          | 17                    |
| 醫學院校附設醫院       | Hosps. Affiliated with Medical School                       | 31                | 33                                | 17                         | 46                    |
| 其他法人附設醫院       | Hosps. Affiliated with Other Non-Profit<br>Proprietary      | 21                | 9                                 | 3                          | 6                     |
| 私立醫院           | Private Hosps.  | 123               | 123                               | 27                         | 111                   |
| 私立牙醫醫院         | Private Dental Hosps.                                       | -                 | -                                 | -                          | -                     |
| 私立中醫醫院         | Private Chinese Med. Hosps.                                 | -                 | -                                 | -                          | -                     |
|                |   | 比率                |                                   |                            |                       |
| <b>總 計</b>     | <b>Total</b>  | <b>72.57</b>      | <b>66.67</b>                      | <b>63.66</b>               | <b>66.28</b>          |
| <b>公 立 醫 院</b> | <b>Public Hospitals</b>                                     | <b>75.05</b>      | <b>62.94</b>                      | <b>63.11</b>               | <b>70.28</b>          |
| 行政院衛生署所屬       | Hospitals Subordinate to DOH                                | 90.41             | 81.25                             | 50.00                      | 77.27                 |
| 臺北市立醫院         | Taipei Municipal Hospitals                                  | 40.63             | 85.71                             | 72.73                      | 100.00                |
| 高雄市立醫院         | Kaohsiung Municipal Hospitals                               | 76.92             | 66.67                             | 100.00                     | 100.00                |
| 縣市立醫院          | County & City Hospitals                                     | 75.00             | 100.00                            | 75.00                      | 70.00                 |
| 公立醫學院校附設醫院     | Hospitals Affiliated with Public Medical<br>Schools         | 45.71             | 34.92                             | 41.18                      | 40.86                 |
| 軍方醫院(民眾診療)     | Civilian Clinics of Military Hospitals                      | 69.81             | 60.61                             | 62.16                      | 76.36                 |
| 榮民醫院           | Hosps. of VACRS   | 94.19             | 83.87                             | 88.46                      | 93.55                 |
| 機關(構)附設醫院      | Hospitals Affiliated with Enterprises                       | 33.33             | 50.00                             | -                          | -                     |
| 公立中醫醫院         | Public Chinese Med. Hosps.                                  | -                 | -                                 | -                          | -                     |
| <b>私 立 醫 院</b> | <b>Private Hospitals</b>                                    | <b>70.21</b>      | <b>68.40</b>                      | <b>63.91</b>               | <b>64.55</b>          |
| 財團法人醫院         | Non-Profit Proprietary Hosps.                               | 78.08             | 74.50                             | 72.78                      | 85.42                 |
| 宗教財團法人附設醫院     | Hosps. Affiliated with Religious Non-<br>Profit Proprietary | 85.00             | 82.35                             | 66.67                      | 80.95                 |
| 醫學院校附設醫院       | Hosps. Affiliated with Medical School                       | 52.54             | 62.26                             | 65.38                      | 74.19                 |
| 其他法人附設醫院       | Hosps. Affiliated with Other Non-Profit<br>Proprietary      | 87.50             | 81.82                             | 100.00                     | 37.50                 |
| 私立醫院           | Private Hosps.  | 63.08             | 63.40                             | 40.30                      | 40.66                 |
| 私立牙醫醫院         | Private Dental Hosps.                                       | -                 | -                                 | -                          | -                     |
| 私立中醫醫院         | Private Chinese Med. Hosps.                                 | -                 | -                                 | -                          | -                     |

**Table 39 Number of Medical Specialists in Hospitals by Ownership, 2005 (Cont'd)**

| Unit: Person、%                    |                                 |                              |                                |                              |  |                            |                                |                                   |
|-----------------------------------|---------------------------------|------------------------------|--------------------------------|------------------------------|--|----------------------------|--------------------------------|-----------------------------------|
| 放射線診斷科<br>Radiology<br>Diagnostic | 放射線腫瘤科<br>Radiology<br>Neoplasm | 解剖病理科<br>Anatopa-<br>thology | 臨床病理科<br>Clinical<br>Pathology | 核子醫學科<br>Nuclear<br>Medicine | 口腔顎面外科<br>Oral Maxilla<br>Facial Surgery | 口腔病理科<br>Oral<br>Pathology | 急診醫學科<br>Emergency<br>Medicine | 職業醫學科<br>Occupational<br>Medicine |
| 559                               | 136                             | 210                          | 94                             | 94                           | 129                                      | 59                         | 698                            | 45                                |
| 191                               | 36                              | 83                           | 51                             | 38                           | 62                                       | 42                         | 203                            | 23                                |
| 35                                | 3                               | 10                           | 8                              | 1                            | 16                                       | 2                          | 37                             | 1                                 |
| 17                                | 3                               | 5                            | 6                              | 2                            | 19                                       | -                          | 38                             | -                                 |
| 4                                 | -                               | -                            | 2                              | -                            | -  | -                          | 2                              | -                                 |
| 5                                 | -                               | 3                            | 1                              | -                            | -  | -                          | 12                             | -                                 |
| 34                                | 8                               | 20                           | 15                             | 8                            | 6  | 9                          | 43                             | 2                                 |
| 34                                | 5                               | 17                           | 11                             | 13                           | 8  | 4                          | 30                             | 11                                |
| 61                                | 17                              | 28                           | 8                              | 14                           | 13                                       | 27                         | 41                             | 9                                 |
| 1                                 | -                               | -                            | -                              | -                            | -  | -                          | -                              | -                                 |
| -                                 | -                               | -                            | -                              | -                            | -  | -                          | -                              | -                                 |
| 368                               | 100                             | 127                          | 43                             | 56                           | 67                                       | 17                         | 495                            | 22                                |
| 202                               | 65                              | 82                           | 24                             | 38                           | 40                                       | 5                          | 265                            | 13                                |
| 18                                | 4                               | 5                            | 3                              | 2                            | 7  | 2                          | 38                             | -                                 |
| 48                                | 17                              | 23                           | 6                              | 7                            | 16                                       | 9                          | 51                             | 7                                 |
| 5                                 | 1                               | 1                            | 1                              | 1                            | -  | -                          | 11                             | -                                 |
| 95                                | 13                              | 16                           | 9                              | 8                            | 4  | 1                          | 130                            | 2                                 |
| -                                 | -                               | -                            | -                              | -                            | -  | -                          | -                              | -                                 |
| -                                 | -                               | -                            | -                              | -                            | -  | -                          | -                              | -                                 |
| Ratio                             |                                 |                              |                                |                              |  |                            |                                |                                   |
| 66.39                             | 70.47                           | 82.03                        | 66.67                          | 76.42                        | 59.72                                    | 51.30                      | 74.81                          | 93.75                             |
| 68.95                             | 59.02                           | 84.69                        | 68.92                          | 71.70                        | 53.91                                    | 45.65                      | 72.76                          | 100.00                            |
| 89.74                             | 60.00                           | 83.33                        | 80.00                          | 50.00                        | 80.00                                    | 18.18                      | 51.39                          | 100.00                            |
| 89.47                             | 100.00                          | 83.33                        | 75.00                          | 66.67                        | 52.78                                    | -                          | 100.00                         | -                                 |
| 100.00                            | -                               | -                            | 40.00                          | -                            | -  | -                          | 100.00                         | -                                 |
| 45.45                             | -                               | 100.00                       | 100.00                         | -                            | -  | -                          | 46.15                          | -                                 |
| 51.52                             | 33.33                           | 66.67                        | 65.22                          | 50.00                        | 27.27                                    | 60.00                      | 67.19                          | 100.00                            |
| 66.67                             | 41.67                           | 89.47                        | 64.71                          | 72.22                        | 44.44                                    | 44.44                      | 85.71                          | 100.00                            |
| 95.31                             | 100.00                          | 100.00                       | 80.00                          | 100.00                       | 76.47                                    | 100.00                     | 97.62                          | 100.00                            |
| 4.35                              | -                               | -                            | -                              | -                            | -  | -                          | -                              | -                                 |
| -                                 | -                               | -                            | -                              | -                            | -  | -                          | -                              | -                                 |
| 65.13                             | 75.76                           | 80.38                        | 64.18                          | 80.00                        | 66.34                                    | 73.91                      | 75.69                          | 88.00                             |
| 80.80                             | 85.53                           | 89.13                        | 80.00                          | 88.37                        | 71.43                                    | 83.33                      | 75.50                          | 86.67                             |
| 72.00                             | 57.14                           | 83.33                        | 50.00                          | 28.57                        | 70.00                                    | 66.67                      | 95.00                          | -                                 |
| 84.21                             | 65.38                           | 63.89                        | 100.00                         | 63.64                        | 64.00                                    | 81.82                      | 79.69                          | 87.50                             |
| 62.50                             | 100.00                          | 100.00                       | 100.00                         | 100.00                       | -  | -                          | 100.00                         | -                                 |
| 42.22                             | 59.09                           | 69.57                        | 37.50                          | 100.00                       | 40.00                                    | 33.33                      | 69.15                          | 100.00                            |
| -                                 | -                               | -                            | -                              | -                            | -  | -                          | -                              | -                                 |
| -                                 | -                               | -                            | -                              | -                            | -  | -                          | -                              | -                                 |

表 40 醫院專科醫師專任人數統計 — 按型態別分

民國九十四年底

單位：人、%

| 型態別 Category                                | 總計<br>Total   | 家庭醫學科<br>Family<br>Medicine | 內科<br>Internal<br>Medicine | 外科<br>Surgery | 小兒科<br>Pediatrics | 婦產科<br>Obstetrics &<br>Gynaecology |
|---|---------------|-----------------------------|----------------------------|---------------|-------------------|------------------------------------|
| <b>總 計 Total</b>                            | <b>15,398</b> | <b>681</b>                  | <b>3,981</b>               | <b>1,500</b>  | <b>982</b>        | <b>998</b>                         |
| 綜合醫院 General Hospital                       | 12,954        | 483                         | 3,241                      | 1,237         | 868               | 787                                |
| 一般醫院 Ordinary Hospital                      | 2,080         | 178                         | 693                        | 256           | 102               | 192                                |
| 專科醫院 Speciality Hospital                    | 38            | 1                           | 9                          | 1             | 9                 | 16                                 |
| 精神科醫院 Psychiatric Hospital                  | 271           | 8                           | 13                         | 3             | 2                 | 3                                  |
| 慢性醫院 Chronic Hospital                       | 55            | 11                          | 25                         | 3             | 1                 | -                                  |
| 中醫綜合醫院 Chinese Medicine<br>General Hospital | -             | -                           | -                          | -             | -                 | -                                  |
| 中醫醫院 Chinese Medicine<br>Hospital           | -             | -                           | -                          | -             | -                 | -                                  |
| 比率  |               |                             |                            |               |                   |                                    |
| <b>總 計 Total</b>                            | <b>67.52</b>  | <b>55.37</b>                | <b>71.38</b>               | <b>72.96</b>  | <b>67.26</b>      | <b>69.02</b>                       |
| 綜合醫院 General Hospital                       | 69.87         | 52.22                       | 74.97                      | 75.47         | 69.05             | 68.26                              |
| 一般醫院 Ordinary Hospital                      | 55.57         | 63.80                       | 59.43                      | 63.68         | 55.74             | 72.45                              |
| 專科醫院 Speciality Hospital                    | 70.37         | 100.00                      | 52.94                      | 100.00        | 90.00             | 80.00                              |
| 精神科醫院 Psychiatric Hospital                  | 88.56         | 100.00                      | 54.17                      | 100.00        | 100.00            | 100.00                             |
| 慢性醫院 Chronic Hospital                       | 33.74         | 64.71                       | 53.19                      | 27.27         | 12.50             | -                                  |
| 中醫綜合醫院 Chinese Medicine<br>General Hospital | -             | -                           | -                          | -             | -                 | -                                  |
| 中醫醫院 Chinese Medicine<br>Hospital           | -             | -                           | -                          | -             | -                 | -                                  |

**Table 40 Number of Medical Specialists in Hospitals by Category, 2005**

| Unit: Person、%    |                  |                              |                |               |                     |                    |
|-------------------|------------------|------------------------------|----------------|---------------|---------------------|--------------------|
| 骨科<br>Orthopedics | 神經科<br>Neurology | 神經外科<br>Neurology<br>Surgery | 泌尿科<br>Urology | 耳鼻喉科<br>E.N.T | 眼科<br>Ophthalmology | 皮膚科<br>Dermatology |
| <b>825</b>        | <b>487</b>       | <b>322</b>                   | <b>492</b>     | <b>390</b>    | <b>479</b>          | <b>216</b>         |
| 644               | 432              | 307                          | 451            | 365           | 431                 | 208                |
| 179               | 32               | 15                           | 40             | 24            | 47                  | 7                  |
| -                 | -                | -                            | -              | -             | -                   | -                  |
| 2                 | 21               | -                            | 1              | 1             | 1                   | -                  |
| -                 | 2                | -                            | -              | -             | -                   | 1                  |
| -                 | -                | -                            | -              | -             | -                   | -                  |
| -                 | -                | -                            | -              | -             | -                   | -                  |
| Ratio             |                  |                              |                |               |                     |                    |
| <b>69.86</b>      | <b>69.77</b>     | <b>67.93</b>                 | <b>63.32</b>   | <b>51.38</b>  | <b>54.19</b>        | <b>50.12</b>       |
| 72.28             | 73.10            | 70.25                        | 67.82          | 52.98         | 56.12               | 54.45              |
| 63.93             | 42.67            | 40.54                        | 36.70          | 35.82         | 43.12               | 16.28              |
| -                 | -                | -                            | -              | -             | -                   | -                  |
| 100.00            | 87.50            | -                            | 50.00          | 100.00        | 100.00              | -                  |
| -                 | 25.00            | -                            | -              | -             | -                   | 16.67              |
| -                 | -                | -                            | -              | -             | -                   | -                  |
| -                 | -                | -                            | -              | -             | -                   | -                  |



表 40 醫院專科醫師專任人數統計 — 按型態別分(續)

民國九十四年底

單位：人、%

| 型態別 Category |                                      | 精神科<br>Psychiatry | 復健科<br>Rehabilitation<br>Medicine | 整型外科<br>Plastic<br>Surgery | 麻醉科<br>Anesthesiology | 放射線診斷科<br>Radiology<br>Diagnostic |
|--------------|--------------------------------------|-------------------|-----------------------------------|----------------------------|-----------------------|-----------------------------------|
| 總            | 計 Total                              | 733               | 414                               | 247                        | 627                   | 559                               |
| 綜合醫院         | General Hospital                     | 436               | 307                               | 243                        | 579                   | 515                               |
| 一般醫院         | Ordinary Hospital                    | 81                | 99                                | 4                          | 45                    | 43                                |
| 專科醫院         | Speciality Hospital                  | -                 | 1                                 | -                          | 1                     | -                                 |
| 精神科醫院        | Psychiatric Hospital                 | 211               | 1                                 | -                          | 2                     | -                                 |
| 慢性醫院         | Chronic Hospital                     | 5                 | 6                                 | -                          | -                     | 1                                 |
| 中醫綜合醫院       | Chinese Medicine<br>General Hospital | -                 | -                                 | -                          | -                     | -                                 |
| 中醫醫院         | Chinese Medicine<br>Hospital         | -                 | -                                 | -                          | -                     | -                                 |
|              |                                      | 比率                |                                   |                            |                       |                                   |
| 總            | 計 Total                              | 72.57             | 66.67                             | 63.66                      | 66.28                 | 66.39                             |
| 綜合醫院         | General Hospital                     | 68.88             | 67.03                             | 65.85                      | 76.89                 | 77.10                             |
| 一般醫院         | Ordinary Hospital                    | 57.86             | 66.00                             | 21.05                      | 24.19                 | 28.67                             |
| 專科醫院         | Speciality Hospital                  | -                 | 100.00                            | -                          | 33.33                 | -                                 |
| 精神科醫院        | Psychiatric Hospital                 | 92.54             | 50.00                             | -                          | 100.00                | -                                 |
| 慢性醫院         | Chronic Hospital                     | 55.56             | 60.00                             | -                          | -                     | 4.35                              |
| 中醫綜合醫院       | Chinese Medicine<br>General Hospital | -                 | -                                 | -                          | -                     | -                                 |
| 中醫醫院         | Chinese Medicine<br>Hospital         | -                 | -                                 | -                          | -                     | -                                 |

**Table 40 Number of Medical Specialists in Hospitals by Category, 2005 (Cont'd)**

| Unit: Person、%                  |                         |                                |                              |  |                            |                                |                                   |
|---------------------------------|-------------------------|--------------------------------|------------------------------|--|----------------------------|--------------------------------|-----------------------------------|
| 放射線腫瘤科<br>Radiology<br>Neoplasm | 解剖病理科<br>Anatopathology | 臨床病理科<br>Clinical<br>Pathology | 核子醫學科<br>Nuclear<br>Medicine | 口腔顎面外科<br>Oral Maxilla<br>Facial Surgery | 口腔病理科<br>Oral<br>Pathology | 急診醫學科<br>Emergency<br>Medicine | 職業醫學科<br>Occupational<br>Medicine |
| <b>136</b>                      | <b>210</b>              | <b>94</b>                      | <b>94</b>                    | <b>129</b>                               | <b>59</b>                  | <b>698</b>                     | <b>45</b>                         |
| 134                             | 208                     | 90                             | 94                           | 123                                      | 56                         | 672                            | 43                                |
| 2                               | 2                       | 4                              | -                            | 5  | 2                          | 26                             | 2                                 |
| -                               | -                       | -                              | -                            | -  | -                          | -                              | -                                 |
| -                               | -                       | -                              | -                            | 1  | 1                          | -                              | -                                 |
| -                               | -                       | -                              | -                            | -  | -                          | -                              | -                                 |
| -                               | -                       | -                              | -                            | -  | -                          | -                              | -                                 |
| -                               | -                       | -                              | -                            | -  | -                          | -                              | -                                 |
| Ratio                           |                         |                                |                              |  |                            |                                |                                   |
| <b>70.47</b>                    | <b>82.03</b>            | <b>66.67</b>                   | <b>76.42</b>                 | <b>59.72</b>                             | <b>51.30</b>               | <b>74.81</b>                   | <b>93.75</b>                      |
| 70.90                           | 82.21                   | 68.70                          | 76.42                        | 59.42                                    | 50.45                      | 76.54                          | 93.48                             |
| 50.00                           | 66.67                   | 40.00                          | -                            | 71.43                                    | 100.00                     | 47.27                          | 100.00                            |
| -                               | -                       | -                              | -                            | -  | -                          | -                              | -                                 |
| -                               | -                       | -                              | -                            | 50.00                                    | 50.00                      | -                              | -                                 |
| -                               | -                       | -                              | -                            | -  | -                          | -                              | -                                 |
| -                               | -                       | -                              | -                            | -  | -                          | -                              | -                                 |
| -                               | -                       | -                              | -                            | -  | -                          | -                              | -                                 |

表 41 醫院專科醫師專任人數統計 — 按評鑑等級別分

民國九十四年底

單位：人、%

| 評鑑等級別 Accreditation |  | 總計<br>Total   | 家庭醫學科<br>Family<br>Medicine | 內科<br>Internal<br>Medicine | 外科<br>Surgery | 小兒科<br>Pediatrics | 婦產科<br>Obstetrics &<br>Gynaecology |
|---------------------|--|---------------|-----------------------------|----------------------------|---------------|-------------------|------------------------------------|
| <b>總 計</b>          | <b>Total</b>                           | <b>15,398</b> | <b>681</b>                  | <b>3,981</b>               | <b>1,500</b>  | <b>982</b>        | <b>998</b>                         |
| <b>評鑑醫院</b>         | <b>Accredited Hospital</b>             | <b>14,802</b> | <b>650</b>                  | <b>3,797</b>               | <b>1,441</b>  | <b>943</b>        | <b>958</b>                         |
| 醫學中心                | Medical Center                         | 5,565         | 135                         | 1,391                      | 560           | 384               | 306                                |
| 準醫學中心               | Would-be Medical Center                | -             | -                           | -                          | -             | -                 | -                                  |
| 區域醫院                | Regional Hospital                      | 5,346         | 241                         | 1,298                      | 492           | 339               | 334                                |
| 甲類教學                | Class I Teaching Hospital              | 149           | 4                           | 30                         | 10            | 9                 | 15                                 |
| 乙類教學                | Class II Teaching Hospital             | 5,064         | 231                         | 1,242                      | 466           | 321               | 311                                |
| 非教學                 | Non-Teaching Hospital                  | 133           | 6                           | 26                         | 16            | 9                 | 8                                  |
| 地區醫院                | District Hospital                      | 3,582         | 263                         | 1,094                      | 387           | 218               | 316                                |
| 乙類教學                | Class II Teaching Hospital             | 1,347         | 74                          | 341                        | 121           | 98                | 108                                |
| 非教學                 | Non-Teaching Hospital                  | 2,235         | 189                         | 753                        | 266           | 120               | 208                                |
| 精神專科醫院              | Psychiatric Hospital                   | 309           | 11                          | 14                         | 2             | 2                 | 2                                  |
| 教學                  | Teaching Hospital                      | 204           | 4                           | 11                         | 2             | 2                 | 2                                  |
| 非教學                 | Non-Teaching Hospital                  | 105           | 7                           | 3                          | -             | -                 | -                                  |
| <b>非評鑑醫院</b>        | <b>Hospitals Without Accreditation</b> | <b>596</b>    | <b>31</b>                   | <b>184</b>                 | <b>59</b>     | <b>39</b>         | <b>40</b>                          |
| 西醫醫院                | Hospital                               | 596           | 31                          | 184                        | 59            | 39                | 40                                 |
| 中醫醫院                | Chinese Med. Hospital                  | -             | -                           | -                          | -             | -                 | -                                  |
| 比率                  |  |               |                             |                            |               |                   |                                    |
| <b>總 計</b>          | <b>Total</b>                           | <b>67.52</b>  | <b>55.37</b>                | <b>71.38</b>               | <b>72.96</b>  | <b>67.26</b>      | <b>69.02</b>                       |
| <b>評鑑醫院</b>         | <b>Accredited Hospital</b>             | <b>68.28</b>  | <b>54.95</b>                | <b>72.20</b>               | <b>73.78</b>  | <b>67.65</b>      | <b>69.07</b>                       |
| 醫學中心                | Medical Center                         | 74.00         | 56.96                       | 77.93                      | 83.21         | 69.19             | 73.38                              |
| 準醫學中心               | Would-be Medical Center                | -             | -                           | -                          | -             | -                 | -                                  |
| 區域醫院                | Regional Hospital                      | 75.81         | 47.25                       | 82.83                      | 80.66         | 70.63             | 73.73                              |
| 甲類教學                | Class I Teaching Hospital              | 51.92         | 28.57                       | 85.71                      | 38.46         | 64.29             | 57.69                              |
| 乙類教學                | Class II Teaching Hospital             | 76.89         | 47.14                       | 83.19                      | 82.33         | 70.55             | 74.76                              |
| 非教學                 | Non-Teaching Hospital                  | 74.30         | 100.00                      | 66.67                      | 88.89         | 81.82             | 72.73                              |
| 地區醫院                | District Hospital                      | 53.07         | 62.77                       | 58.01                      | 57.93         | 61.24             | 61.36                              |
| 乙類教學                | Class II Teaching Hospital             | 57.15         | 60.16                       | 63.03                      | 56.54         | 67.59             | 51.92                              |
| 非教學                 | Non-Teaching Hospital                  | 50.88         | 63.85                       | 55.99                      | 58.59         | 56.87             | 67.75                              |
| 精神專科醫院              | Psychiatric Hospital                   | 86.55         | 64.71                       | 66.67                      | 100.00        | 66.67             | 100.00                             |
| 教學                  | Teaching Hospital                      | 93.58         | 50.00                       | 84.62                      | 100.00        | 100.00            | 100.00                             |
| 非教學                 | Non-Teaching Hospital                  | 75.54         | 77.78                       | 37.50                      | -             | -                 | -                                  |
| <b>非評鑑醫院</b>        | <b>Hospitals Without Accreditation</b> | <b>52.93</b>  | <b>65.96</b>                | <b>57.86</b>               | <b>57.28</b>  | <b>59.09</b>      | <b>67.80</b>                       |
| 西醫醫院                | Hospital                               | 52.93         | 65.96                       | 57.86                      | 57.28         | 59.09             | 67.80                              |
| 中醫醫院                | Chinese Med. Hospital                  | -             | -                           | -                          | -             | -                 | -                                  |

**Table 41 Number of Medical Specialists in Hospitals by Accreditation, 2005**

| Unit: Person、%    |                  |                              |                |               |                     |                    |
|-------------------|------------------|------------------------------|----------------|---------------|---------------------|--------------------|
| 骨科<br>Orthopedics | 神經科<br>Neurology | 神經外科<br>Neurology<br>Surgery | 泌尿科<br>Urology | 耳鼻喉科<br>E.N.T | 眼科<br>Ophthalmology | 皮膚科<br>Dermatology |
| 825               | 487              | 322                          | 492            | 390           | 479                 | 216                |
| 796               | 467              | 310                          | 475            | 379           | 462                 | 210                |
| 212               | 210              | 160                          | 148            | 168           | 206                 | 96                 |
| -                 | -                | -                            | -              | -             | -                   | -                  |
| 292               | 166              | 116                          | 208            | 146           | 163                 | 83                 |
| 6                 | 5                | 4                            | 6              | 5             | 3                   | 2                  |
| 277               | 157              | 109                          | 197            | 138           | 159                 | 80                 |
| 9                 | 4                | 3                            | 5              | 3             | 1                   | 1                  |
| 290               | 69               | 34                           | 118            | 64            | 92                  | 31                 |
| 91                | 34               | 21                           | 67             | 31            | 39                  | 21                 |
| 199               | 35               | 13                           | 51             | 33            | 53                  | 10                 |
| 2                 | 22               | -                            | 1              | 1             | 1                   | -                  |
| 2                 | 21               | -                            | 1              | 1             | 1                   | -                  |
| -                 | 1                | -                            | -              | -             | -                   | -                  |
| 29                | 20               | 12                           | 17             | 11            | 17                  | 6                  |
| 29                | 20               | 12                           | 17             | 11            | 17                  | 6                  |
| -                 | -                | -                            | -              | -             | -                   | -                  |
| Ratio             |                  |                              |                |               |                     |                    |
| 69.86             | 69.77            | 67.93                        | 63.32          | 51.38         | 54.19               | 50.12              |
| 71.07             | 70.76            | 68.58                        | 63.33          | 52.49         | 54.23               | 50.60              |
| 72.35             | 76.09            | 84.21                        | 64.63          | 55.26         | 60.23               | 57.83              |
| -                 | -                | -                            | -              | -             | -                   | -                  |
| 84.64             | 83.42            | 77.33                        | 84.55          | 60.58         | 61.74               | 62.88              |
| 54.55             | 100.00           | 44.44                        | 60.00          | 29.41         | 23.08               | 28.57              |
| 85.49             | 83.51            | 78.99                        | 86.40          | 63.30         | 64.37               | 65.57              |
| 90.00             | 66.67            | 100.00                       | 62.50          | 50.00         | 25.00               | 33.33              |
| 60.54             | 43.40            | 30.36                        | 43.22          | 36.36         | 37.55               | 26.50              |
| 66.42             | 56.67            | 37.50                        | 60.36          | 36.05         | 37.50               | 43.75              |
| 58.19             | 35.35            | 23.21                        | 31.48          | 36.67         | 37.59               | 14.49              |
| 66.67             | 84.62            | -                            | 50.00          | 100.00        | 100.00              | -                  |
| 100.00            | 95.45            | -                            | 50.00          | 100.00        | 100.00              | -                  |
| -                 | 25.00            | -                            | -              | -             | -                   | -                  |
| 47.54             | 52.63            | 54.55                        | 62.96          | 29.73         | 53.13               | 37.50              |
| 47.54             | 52.63            | 54.55                        | 62.96          | 29.73         | 53.13               | 37.50              |
| -                 | -                | -                            | -              | -             | -                   | -                  |

表 41 醫院專科醫師專任人數統計—按評鑑等級別分(續)

民國九十四年底

單位：人、%

| 評鑑等級別 Accreditation |                                 | 精神科<br>Psychiatry | 復健科<br>Rehabilitation<br>Medicine | 整型外科<br>Plastic<br>Surgery | 麻醉科<br>Anesthesiology | 放射線診斷科<br>Radiology<br>Diagnostic |
|---------------------|---------------------------------|-------------------|-----------------------------------|----------------------------|-----------------------|-----------------------------------|
| 總 計                 | Total                           | 733               | 414                               | 247                        | 627                   | 559                               |
| 評鑑醫院                | Accredited Hospital             | 711               | 386                               | 240                        | 607                   | 542                               |
| 醫學中心                | Medical Center                  | 173               | 103                               | 121                        | 261                   | 242                               |
| 準醫學中心               | Would-be Medical Center         | -                 | -                                 | -                          | -                     | -                                 |
| 區域醫院                | Regional Hospital               | 207               | 140                               | 101                        | 232                   | 191                               |
| 甲類教學                | Class I Teaching Hospital       | 5                 | 11                                | 3                          | 9                     | 4                                 |
| 乙類教學                | Class II Teaching Hospital      | 197               | 125                               | 96                         | 216                   | 181                               |
| 非教學                 | Non-Teaching Hospital           | 5                 | 4                                 | 2                          | 7                     | 6                                 |
| 地區醫院                | District Hospital               | 87                | 140                               | 18                         | 112                   | 109                               |
| 乙類教學                | Class II Teaching Hospital      | 49                | 34                                | 13                         | 57                    | 51                                |
| 非教學                 | Non-Teaching Hospital           | 38                | 106                               | 5                          | 55                    | 58                                |
| 精神專科醫院              | Psychiatric Hospital            | 244               | 3                                 | -                          | 2                     | -                                 |
| 教學                  | Teaching Hospital               | 152               | 1                                 | -                          | 2                     | -                                 |
| 非教學                 | Non-Teaching Hospital           | 92                | 2                                 | -                          | -                     | -                                 |
| 非評鑑醫院               | Hospitals Without Accreditation | 22                | 28                                | 7                          | 20                    | 17                                |
| 西醫醫院                | Hospital                        | 22                | 28                                | 7                          | 20                    | 17                                |
| 中醫醫院                | Chinese Med. Hospital           | -                 | -                                 | -                          | -                     | -                                 |
| 比率                  |                                 |                   |                                   |                            |                       |                                   |
| 總 計                 | Total                           | 72.57             | 66.67                             | 63.66                      | 66.28                 | 66.39                             |
| 評鑑醫院                | Accredited Hospital             | 73.00             | 67.13                             | 65.04                      | 69.13                 | 67.92                             |
| 醫學中心                | Medical Center                  | 69.76             | 59.54                             | 76.58                      | 81.82                 | 80.13                             |
| 準醫學中心               | Would-be Medical Center         | -                 | -                                 | -                          | -                     | -                                 |
| 區域醫院                | Regional Hospital               | 77.82             | 80.00                             | 74.26                      | 90.27                 | 88.02                             |
| 甲類教學                | Class I Teaching Hospital       | 35.71             | 61.11                             | 50.00                      | 60.00                 | 66.67                             |
| 乙類教學                | Class II Teaching Hospital      | 80.74             | 81.70                             | 75.59                      | 92.31                 | 88.29                             |
| 非教學                 | Non-Teaching Hospital           | 62.50             | 100.00                            | 66.67                      | 87.50                 | 100.00                            |
| 地區醫院                | District Hospital               | 45.08             | 63.06                             | 24.00                      | 37.46                 | 39.07                             |
| 乙類教學                | Class II Teaching Hospital      | 57.65             | 61.82                             | 31.71                      | 61.96                 | 73.91                             |
| 非教學                 | Non-Teaching Hospital           | 35.19             | 63.47                             | 14.71                      | 26.57                 | 27.62                             |
| 精神專科醫院              | Psychiatric Hospital            | 91.39             | 60.00                             | -                          | 66.67                 | -                                 |
| 教學                  | Teaching Hospital               | 98.06             | 50.00                             | -                          | 100.00                | -                                 |
| 非教學                 | Non-Teaching Hospital           | 82.14             | 66.67                             | -                          | -                     | -                                 |
| 非評鑑醫院               | Hospitals Without Accreditation | 61.11             | 60.87                             | 36.84                      | 29.41                 | 38.64                             |
| 西醫醫院                | Hospital                        | 61.11             | 60.87                             | 36.84                      | 29.41                 | 38.64                             |
| 中醫醫院                | Chinese Med. Hospital           | -                 | -                                 | -                          | -                     | -                                 |

**Table 41 Number of Medical Specialists in Hospitals by Accreditation, 2005 (Cont'd)**

| Unit: Person、%                  |                         |                                |                              |  |                            |                                |                                   |
|---------------------------------|-------------------------|--------------------------------|------------------------------|--|----------------------------|--------------------------------|-----------------------------------|
| 放射線腫瘤科<br>Radiology<br>Neoplasm | 解剖病理科<br>Anatopathology | 臨床病理科<br>Clinical<br>Pathology | 核子醫學科<br>Nuclear<br>Medicine | 口腔顎面外科<br>Oral Maxilla<br>Facial Surgery | 口腔病理科<br>Oral<br>Pathology | 急診醫學科<br>Emergency<br>Medicine | 職業醫學科<br>Occupational<br>Medicine |
| 136                             | 210                     | 94                             | 94                           | 129                                      | 59                         | 698                            | 45                                |
| 131                             | 207                     | 93                             | 91                           | 126                                      | 58                         | 677                            | 45                                |
| 85                              | 131                     | 39                             | 58                           | 48                                       | 41                         | 248                            | 39                                |
| -                               | -                       | -                              | -                            | -  | -                          | -                              | -                                 |
| 44                              | 73                      | 45                             | 32                           | 59                                       | 7                          | 333                            | 4                                 |
| 3                               | 3                       | -                              | 1                            | 3  | 2                          | 6                              | -                                 |
| 40                              | 69                      | 42                             | 29                           | 56                                       | 5                          | 317                            | 3                                 |
| 1                               | 1                       | 3                              | 2                            | -  | -                          | 10                             | 1                                 |
| 2                               | 3                       | 9                              | 1                            | 18                                       | 9                          | 96                             | 2                                 |
| -                               | 3                       | 5                              | 1                            | 11                                       | 4                          | 73                             | -                                 |
| 2                               | -                       | 4                              | -                            | 7  | 5                          | 23                             | 2                                 |
| -                               | -                       | -                              | -                            | 1  | 1                          | -                              | -                                 |
| -                               | -                       | -                              | -                            | 1  | 1                          | -                              | -                                 |
| -                               | -                       | -                              | -                            | -  | -                          | -                              | -                                 |
| 5                               | 3                       | 1                              | 3                            | 3  | 1                          | 21                             | -                                 |
| 5                               | 3                       | 1                              | 3                            | 3  | 1                          | 21                             | -                                 |
| -                               | -                       | -                              | -                            | -  | -                          | -                              | -                                 |
| Ratio                           |                         |                                |                              |  |                            |                                |                                   |
| 70.47                           | 82.03                   | 66.67                          | 76.42                        | 59.72                                    | 51.30                      | 74.81                          | 93.75                             |
| 70.43                           | 83.13                   | 66.43                          | 77.12                        | 59.72                                    | 50.88                      | 77.64                          | 93.75                             |
| 75.89                           | 87.33                   | 78.00                          | 76.32                        | 60.76                                    | 83.67                      | 83.50                          | 97.50                             |
| -                               | -                       | -                              | -                            | -  | -                          | -                              | -                                 |
| 68.75                           | 83.91                   | 77.59                          | 78.05                        | 60.82                                    | 15.22                      | 82.22                          | 66.67                             |
| 33.33                           | 30.00                   | -                              | 50.00                        | 30.00                                    | 100.00                     | 75.00                          | -                                 |
| 74.07                           | 90.79                   | 77.78                          | 78.38                        | 68.29                                    | 11.63                      | 81.91                          | 60.00                             |
| 100.00                          | 100.00                  | 75.00                          | 100.00                       | -  | -                          | 100.00                         | 100.00                            |
| 20.00                           | 25.00                   | 28.13                          | 100.00                       | 54.55                                    | 52.94                      | 56.47                          | 100.00                            |
| -                               | 33.33                   | 26.32                          | 100.00                       | 52.38                                    | 100.00                     | 58.40                          | -                                 |
| 28.57                           | -                       | 30.77                          | -                            | 58.33                                    | 38.46                      | 51.11                          | 100.00                            |
| -                               | -                       | -                              | -                            | 50.00                                    | 50.00                      | -                              | -                                 |
| -                               | -                       | -                              | -                            | 50.00                                    | 50.00                      | -                              | -                                 |
| -                               | -                       | -                              | -                            | -  | -                          | -                              | -                                 |
| 71.43                           | 42.86                   | 100.00                         | 60.00                        | 60.00                                    | 100.00                     | 34.43                          | -                                 |
| 71.43                           | 42.86                   | 100.00                         | 60.00                        | 60.00                                    | 100.00                     | 34.43                          | -                                 |
| -                               | -                       | -                              | -                            | -  | -                          | -                              | -                                 |

# 貳、統計表

## Statistical Table

### 五、醫院設備數

#### V. Medical Devices in Hospital

表 42 醫療設備數(含特定醫療技術檢查檢驗醫療儀器、手術台、產台、牙科治療台及門診診間)—按評鑑等級別分

民國九十四年底

單位：台、間

| 評鑑等級別<br>Accreditation |                                 | 特定醫療技術檢查檢驗醫療儀器療設備                              |                                    |                                      |                                 |   |
|------------------------|---------------------------------|--|------------------------------------|--------------------------------------|---------------------------------|---|
|                        |                                 | 震波骨科治療機<br>Extracorporeal Shock Wave Treatment | 電腦斷層掃描儀<br>Computerized Tomography | 磁共振造影機<br>Magnetic Resonance Imaging | 電腦斷層掃描<br>模擬定位儀<br>CT Simulator | 高能遠距放射治療設備<br>High-energy Teletherapy Equipment |
| 總計                     | Total                           | 12   | 321                                | 115                                  | 22                              | 97  |
| 評鑑醫院                   | Accredited Hospital             | 10   | 313                                | 112                                  | 20                              | 95  |
| 醫學中心                   | Medical Center                  | 2  | 62                                 | 40                                   | 14                              | 55  |
| 準醫學中心                  | Would-be Medical Center         | -  | -                                  | -                                    | -                               | -   |
| 區域醫院                   | Regional Hospital               | 5  | 94                                 | 57                                   | 6                               | 38  |
| 甲類教學                   | Class I Teaching Hospital       | -  | 2                                  | 1                                    | -                               | 1   |
| 乙類教學                   | Class II Teaching Hospital      | 5  | 87                                 | 54                                   | 6                               | 36  |
| 非教學                    | Non-Teaching Hospital           | -  | 5                                  | 2                                    | -                               | 1   |
| 地區醫院                   | District Hospital               | 3  | 157                                | 15                                   | -                               | 2   |
| 乙類教學                   | Class II Teaching Hospital      | 2  | 43                                 | 8                                    | -                               | -   |
| 非教學                    | Non-Teaching Hospital           | 1  | 114                                | 7                                    | -                               | 2   |
| 精神專科醫院                 | Psychiatric Hospital            | -  | -                                  | -                                    | -                               | -   |
| 教學                     | Teaching Hospital               | -  | -                                  | -                                    | -                               | -   |
| 非教學                    | Non-Teaching Hospital           | -  | -                                  | -                                    | -                               | -   |
| 非評鑑醫院                  | Hospitals Without Accreditation | 2  | 8                                  | 3                                    | 2                               | 2   |
| 西醫醫院                   | Hospital                        | 2  | 8                                  | 3                                    | 2                               | 2   |
| 中醫醫院                   | Chinese Med. Hospital           | -  | -                                  | -                                    | -                               | -   |



**Table 42 Number of Medical Devices by Accreditation, 2005**

| Medical Devices                              |  |  |                      |  |                            | 其 他 Other              |                              |                      |                                 |
|--|--|--|----------------------|--|----------------------------|------------------------|------------------------------|----------------------|---------------------------------|
| 近接式放射治療設備<br>Radiation Brachytherapy Machine | 核子醫學設備<br>Instrument of Nuclear Medicine | 正子斷層掃描設備<br>Positron Emission Tomography | 醫用迴旋加速器<br>Cyclotron | 體外震波碎石機<br>Extracorporeal Shock Wave Lithotripsy | 高壓氧設備<br>Hyperbaric Oxygen | 手術台<br>Operating Table | 產台<br>Obstetric Delivery Bed | 牙科治療台<br>Dental Unit | 門診診間<br>Outpatient Service Time |
| 33   | 98                                       | 22                                       | 8                    | 131  | 47                         | 2,084                  | 507                          | 2,107                | 7,884                           |
| 31   | 96                                       | 20                                       | 7                    | 130  | 42                         | 1,996                  | 490                          | 2,006                | 7,356                           |
| 15   | 70                                       | 16                                       | 5                    | 19   | 19                         | 642                    | 92                           | 937                  | 2,143                           |
| -  | -  | -  | -                    | -  | -                          | -                      | -                            | -                    | -                               |
| 15   | 26                                       | 4  | 2                    | 66   | 19                         | 695                    | 184                          | 668                  | 2,651                           |
| 1  | 1  | 1  | -                    | 1  | -                          | 8                      | 3                            | 49                   | 55                              |
| 14   | 24                                       | 3  | 2                    | 62   | 15                         | 665                    | 176                          | 599                  | 2,519                           |
| -  | 1  | -  | -                    | 3  | 4                          | 22                     | 5                            | 20                   | 77                              |
| 1  | -  | -  | -                    | 45   | 4                          | 655                    | 211                          | 390                  | 2,412                           |
| -  | -  | -  | -                    | 29   | 1                          | 192                    | 81                           | 173                  | 781                             |
| 1  | -  | -  | -                    | 16   | 3                          | 463                    | 130                          | 217                  | 1,631                           |
| -  | -  | -  | -                    | -  | -                          | 4                      | 3                            | 11                   | 150                             |
| -  | -  | -  | -                    | -  | -                          | 4                      | 3                            | 9                    | 97                              |
| -  | -  | -  | -                    | -  | -                          | -                      | -                            | 2                    | 53                              |
| 2  | 2  | 2  | 1                    | 1  | 5                          | 88                     | 17                           | 101                  | 528                             |
| 2  | 2  | 2  | 1                    | 1  | 5                          | 88                     | 17                           | 101                  | 399                             |
| -  | -  | -  | -                    | -  | -                          | -                      | -                            | -                    | 129                             |

表 43 醫療設備數(含特定醫療技術檢查檢驗醫療儀器、手術台、產台、牙科治療台及門診診間)—按權屬別分

民國九十四年底

單位：台、間

| 權屬別<br>Ownership |   | 特定醫療技術檢查檢驗醫療儀器設備                               |                                    |                                      |                             |   |
|------------------|---|--|------------------------------------|--------------------------------------|-----------------------------|---|
|                  |   | 震波骨科治療機<br>Extracorporeal Shock Wave Treatment | 電腦斷層掃描儀<br>Computerized Tomography | 磁共振造影機<br>Magnetic Resonance Imaging | 電腦斷層掃描模擬定位儀<br>CT Simulator | 高能遠距放射治療設備<br>High-energy Teletherapy Equipment |
| <b>總計</b>        | <b>Total</b>  | <b>12</b>                                      | <b>321</b>                         | <b>115</b>                           | <b>22</b>                   | <b>97</b>                                       |
| <b>公立醫院</b>      | <b>Public Hospitals</b>                                 | <b>1</b>                                       | <b>88</b>                          | <b>34</b>                            | <b>3</b>                    | <b>22</b>                                       |
| 行政院衛生署所屬         | Hospitals Subordinate to DOH                            | 1  | 28                                 | 10                                   | -                           | 2   |
| 臺北市立醫院           | Taipei Municipal Hospitals                              | -  | 5                                  | 3                                    | -                           | 1   |
| 高雄市立醫院           | Kaohsiung Municipal Hospitals                           | -  | 3                                  | -                                    | -                           | -   |
| 縣市立醫院            | County & City Hospitals                                 | -  | 3                                  | 2                                    | -                           | -   |
| 公立醫學院校附設醫院       | Hospitals Affiliated with Public Medical Schools        | -  | 8                                  | 5                                    | 1                           | 6   |
| 軍方醫院—民眾診療        | Civilian Clinics of Military Hospitals                  | -  | 16                                 | 7                                    | -                           | 4   |
| 榮民醫院             | Hosps. of VACRS   | -  | 24                                 | 7                                    | 2                           | 9   |
| 機關(構)附設醫院        | Hospitals Affiliated with Enterprises                   | -  | 1                                  | -                                    | -                           | -   |
| 公立中醫醫院           | Public Chinese Med. Hosps.                              | -  | -                                  | -                                    | -                           | -   |
| <b>私立醫院</b>      | <b>Private Hospitals</b>                                | <b>11</b>                                      | <b>233</b>                         | <b>81</b>                            | <b>19</b>                   | <b>75</b>                                       |
| 財團法人醫院           | Non-Profit Proprietary Hosps.                           | 7  | 77                                 | 44                                   | 12                          | 47  |
| 宗教財團法人附設醫院       | Hosps. Affiliated with Religious Non-Profit Proprietary | -  | 8                                  | 4                                    | -                           | 3   |
| 醫學院校附設醫院         | Hosps. Affiliated with Medical School                   | -  | 17                                 | 10                                   | 4                           | 10  |
| 其他法人附設醫院         | Hosps. Affiliated with Other Non-Profit Proprietary     | -  | 5                                  | 1                                    | -                           | 2   |
| 私立醫院             | Private Hosps.  | 4  | 126                                | 22                                   | 3                           | 13  |
| 私立牙醫醫院           | Private Dental Hosps.                                   | -  | -                                  | -                                    | -                           | -   |
| 私立中醫醫院           | Private Chinese Med. Hosps.                             | -  | -                                  | -                                    | -                           | -   |

**Table 43 Number of Medical Devices by Ownership, 2005**

| Medical Devices   |  |  |                          |  |                                   | 其 他 Other                 |                                    |                             |                                       |
|---|--|--|--------------------------|--|-----------------------------------|---------------------------|------------------------------------|-----------------------------|---------------------------------------|
| 近接式放射<br>治療設備<br>Radiation<br>Brachythera<br>py Machine | 核子醫學<br>設備<br>Instrument<br>of Nuclear<br>Medicine | 正子斷層掃<br>描設備<br>Positron<br>Emission<br>Tomography | 醫用迴旋<br>加速器<br>Cyclotron | 體外震波碎<br>石機<br>Extracorporeal<br>Shock Wave<br>Lithotripsy | 高壓氧設<br>備<br>Hyperbaric<br>Oxygen | 手術台<br>Operating<br>Table | 產台<br>Obstetric<br>Delivery<br>Bed | 牙科治<br>療台<br>Dental<br>Unit | 門診診間<br>Outpatient<br>Service<br>Time |
| 33  | 98   | 22   | 8                        | 131  | 47                                | 2,084                     | 507                                | 2107                        | 7,884                                 |
| 6   | 41   | 5  | 2                        | 40   | 19                                | 681                       | 178                                | 788                         | 2,637                                 |
| 1   | 1  | -  | -                        | 15   | 5                                 | 142                       | 48                                 | 131                         | 731                                   |
| 1   | -  | -  | -                        | 4  | 2                                 | 60                        | 20                                 | 54                          | 343                                   |
| -   | -  | -  | -                        | 3  | -                                 | 18                        | 5                                  | 8                           | 76                                    |
| -   | -  | -  | -                        | 3  | -                                 | 23                        | 8                                  | 36                          | 114                                   |
| 2   | 10   | 3  | 1                        | 2  | 5                                 | 84                        | 13                                 | 157                         | 335                                   |
| -   | -  | -  | -                        | 7  | 1                                 | 141                       | 54                                 | 161                         | 436                                   |
| 2   | 30   | 2  | 1                        | 6  | 6                                 | 212                       | 30                                 | 236                         | 567                                   |
| -   | -  | -  | -                        | -  | -                                 | 1                         | -                                  | 5                           | 27                                    |
| -   | -  | -  | -                        | -  | -                                 | -                         | -                                  | -                           | 8                                     |
| 27  | 57   | 17   | 6                        | 91   | 28                                | 1,403                     | 329                                | 1319                        | 5,247                                 |
| 16  | 39   | 11   | 4                        | 37   | 12                                | 597                       | 113                                | 686                         | 2,231                                 |
| 1   | 3  | -  | -                        | 6  | 1                                 | 64                        | 20                                 | 73                          | 253                                   |
| 4   | 7  | 5  | 1                        | 7  | 2                                 | 98                        | 21                                 | 254                         | 500                                   |
| -   | 1  | -  | -                        | 3  | 5                                 | 28                        | 5                                  | 38                          | 125                                   |
| 6   | 7  | 1  | 1                        | 38   | 8                                 | 616                       | 170                                | 268                         | 2,017                                 |
| -   | -  | -  | -                        | -  | -                                 | -                         | -                                  | -                           | -                                     |
| -   | -  | -  | -                        | -  | -                                 | -                         | -                                  | -                           | 121                                   |

# 貳、統計表

## Statistical Table

### 六、醫院服務量

#### VI. Hospital Utilization

表 44 歷 年 醫 院 住 院 人 日 數 — 按 病 床 別 分

單位：日、%

| 年別<br>Year |      | 住 院 人 日              |                        |                               |                        |                               |                     |                      |
|------------|------|----------------------|------------------------|-------------------------------|------------------------|-------------------------------|---------------------|----------------------|
|            |      | 一 般 病 床 General Beds |                        |                               |                        |                               |                     |                      |
|            |      | 合 計<br>Total         | 急 性 病 床 Acute Beds     |                               | 慢 性 病 床 Chronic Beds   |                               |                     |                      |
|            |      |                      | 急性一般病床<br>General Beds | 急性精神病床<br>Psychiatric<br>Beds | 慢性一般病床<br>General Beds | 慢性精神病床<br>Psychiatric<br>Beds | 慢性結核病床<br>T.B. Beds | 癩病病床<br>Leprosy Beds |
|            |      | 人 日 數                |                        |                               |                        |                               |                     |                      |
| 80年        | 1991 | 16,909,781           | 16,909,781             | ...                           | ...                    | ...                           | ...                 | ...                  |
| 81年        | 1992 | 15,470,069           | 15,470,069             | ...                           | ...                    | ...                           | ...                 | ...                  |
| 82年        | 1993 | 21,054,585           | 15,910,997             | 462,917                       | 981,482                | 3,279,083                     | 203,342             | 216,764              |
| 83年        | 1994 | 21,507,125           | 16,301,753             | 504,857                       | 1,021,466              | 3,307,174                     | 162,424             | 209,451              |
| 84年        | 1995 | 21,340,928           | 16,354,244             | 660,529                       | 867,430                | 3,227,185                     | 29,693              | 201,847              |
| 85年        | 1996 | 20,835,652           | 16,037,226             | 837,697                       | 845,551                | 2,886,911                     | 32,239              | 196,028              |
| 86年        | 1997 | 20,434,389           | 15,439,446             | 934,365                       | 684,523                | 3,172,503                     | 19,381              | 184,171              |
| 87年        | 1998 | 20,394,146           | 15,718,099             | 1,067,263                     | 656,233                | 2,757,224                     | 18,128              | 177,199              |
| 88年        | 1999 | 20,657,645           | 16,087,491             | 1,211,202                     | 628,071                | 2,553,489                     | 9,528               | 167,864              |
| 89年        | 2000 | 20,971,530           | 15,960,334             | 1,340,645                     | 697,657                | 2,797,726                     | 15,137              | 160,031              |
| 90年        | 2001 | 22,115,035           | 16,552,289             | 1,463,669                     | 790,084                | 3,145,973                     | 11,451              | 151,569              |
| 91年        | 2002 | 23,226,001           | 17,169,741             | 1,585,387                     | 962,073                | 3,362,167                     | 12,941              | 133,692              |
| 92年        | 2003 | 22,741,987           | 16,444,361             | 1,678,414                     | 877,024                | 3,594,146                     | 12,053              | 135,989              |
| 93年        | 2004 | 24,575,940           | 17,992,986             | 1,776,853                     | 893,674                | 3,776,282                     | 9,731               | 126,414              |
| 94年        | 2005 | 24,180,939           | 17,516,025             | 1,798,837                     | 900,068                | 3,831,997                     | 5,713               | 128,299              |
|            |      | 年 增 率 (%)            |                        |                               |                        |                               |                     |                      |
| 81年        | 1992 | -8.51                | -8.51                  | ...                           | ...                    | ...                           | ...                 | ...                  |
| 82年        | 1993 | 36.10                | 2.85                   | ...                           | ...                    | ...                           | ...                 | ...                  |
| 83年        | 1994 | 2.15                 | 2.46                   | 9.06                          | 4.07                   | 0.86                          | -20.12              | -3.37                |
| 84年        | 1995 | -0.77                | 0.32                   | 30.83                         | -15.08                 | -2.42                         | -81.72              | -3.63                |
| 85年        | 1996 | -2.37                | -1.94                  | 26.82                         | -2.52                  | -10.54                        | 8.57                | -2.88                |
| 86年        | 1997 | -1.93                | -3.73                  | 11.54                         | -19.04                 | 9.89                          | -39.88              | -6.05                |
| 87年        | 1998 | -0.20                | 1.80                   | 14.22                         | -4.13                  | -13.09                        | -6.47               | -3.79                |
| 88年        | 1999 | 1.29                 | 2.35                   | 13.49                         | -4.29                  | -7.39                         | -47.44              | -5.27                |
| 89年        | 2000 | 1.52                 | -0.79                  | 10.69                         | 11.08                  | 9.56                          | 58.87               | -4.67                |
| 90年        | 2001 | 5.45                 | 3.71                   | 9.18                          | 13.25                  | 12.45                         | -24.35              | -5.29                |
| 91年        | 2002 | 5.02                 | 3.73                   | 8.32                          | 21.77                  | 6.87                          | 13.01               | -11.79               |
| 92年        | 2003 | -2.08                | -4.22                  | 5.87                          | -8.84                  | 6.90                          | -6.86               | 1.72                 |
| 93年        | 2004 | 8.06                 | 9.42                   | 5.87                          | 1.90                   | 5.07                          | -19.26              | -7.04                |
| 94年        | 2005 | -1.61                | -2.65                  | 1.24                          | 0.72                   | 1.48                          | -41.29              | 1.49                 |

**Table 44 Days of Stay in Hospitals, 1991-2005**

Unit : Day、%

| Days of Stay                |                             |                        |                          |                     |  |                                   |                               |                                    |                              |                                |
|-----------------------------|-----------------------------|------------------------|--------------------------|---------------------|--|-----------------------------------|-------------------------------|------------------------------------|------------------------------|--------------------------------|
| 特 殊 病 床 Special Beds        |                             |                        |                          |                     |  |                                   |                               | 未 登 記 Un-registered                |                              | 精神日間治療<br>Psychiatric Day Care |
| 合 計<br>Total                | 加護病床<br>Intensive Care Beds | 燒傷病床<br>Burn Care Beds | 嬰兒病床<br>Infant Care Beds | 嬰兒床<br>Nursery Beds | 安寧療護<br>病床<br>Hospice Palliative Care Beds | 呼吸照護病床<br>Respirational Care Beds | 急性結核<br>病床<br>Acute T.B. Beds | 精神療養床<br>Psychiatric Custodial Bed | 其他療養床<br>Other Custodial Bed |                                |
| Days of Stay                |                             |                        |                          |                     |  |                                   |                               |                                    |                              |                                |
| 509,767                     | 477,845                     | 31,922                 | ...                      | ...                 | ...  | ...                               | ...                           | ...                                | ...                          | ...                            |
| 596,913                     | 562,093                     | 34,820                 | ...                      | ...                 | ...  | ...                               | ...                           | ...                                | ...                          | ...                            |
| 1,688,874                   | 680,777                     | 54,473                 | ...                      | 953,624             | ...  | ...                               | ...                           | 5,042                              | 242,305                      | ...                            |
| 1,841,911                   | 812,519                     | 45,613                 | ...                      | 983,779             | ...  | ...                               | ...                           | 5,950                              | 156,732                      | ...                            |
| 1,994,586                   | 1,001,164                   | 47,607                 | ...                      | 945,815             | ...  | ...                               | ...                           | 106,731                            | 207,075                      | 217,216                        |
| 2,022,012                   | 1,073,161                   | 51,403                 | ...                      | 897,448             | ...  | ...                               | ...                           | 83,048                             | 365,123                      | 361,107                        |
| 2,258,561                   | 1,110,276                   | 53,377                 | 214,996                  | 879,912             | ...  | ...                               | ...                           | 471,295                            | 310,340                      | 475,955                        |
| 2,133,562                   | 1,192,099                   | 48,974                 | 213,667                  | 678,822             | ...  | ...                               | ...                           | 804,726                            | 619,323                      | 510,804                        |
| 2,369,162                   | 1,309,749                   | 50,774                 | 297,795                  | 687,500             | 23,344                                     | ...                               | ...                           | 1,233,264                          | 675,393                      | 574,832                        |
| 2,476,030                   | 1,324,619                   | 54,367                 | 317,443                  | 739,258             | 40,343                                     | ...                               | ...                           | 1,256,473                          | 188,400                      | 724,808                        |
| 2,777,921                   | 1,429,302                   | 56,442                 | 303,379                  | 656,388             | 59,233                                     | 273,177                           | ...                           | 1,270,838                          | 307,174                      | 798,968                        |
| 3,241,050                   | 1,559,577                   | 61,143                 | 322,326                  | 631,191             | 58,830                                     | 607,983                           | ...                           | 1,374,794                          | 342,839                      | 974,480                        |
| 3,632,894                   | 1,671,537                   | 57,594                 | 286,985                  | 553,132             | 53,254                                     | 986,169                           | 24,223                        | 1,322,604                          | 335,938                      | 1,085,722                      |
| 4,159,994                   | 1,830,872                   | 63,437                 | 286,935                  | 547,617             | 63,588                                     | 1,345,246                         | 22,299                        | 1,380,849                          | 343,022                      | 1,183,518                      |
| 4,441,658                   | 1,870,559                   | 61,523                 | 301,433                  | 512,113             | 77,508                                     | 1,601,348                         | 17,174                        | 1,413,390                          | 371,059                      | 1,081,032                      |
| Annual Rate of Increase (%) |                             |                        |                          |                     |  |                                   |                               |                                    |                              |                                |
| 17.10                       | 17.63                       | 9.08                   | ...                      | ...                 | ...  | ...                               | ...                           | ...                                | ...                          | ...                            |
| 182.93                      | 21.11                       | 56.44                  | ...                      | ...                 | ...  | ...                               | ...                           | ...                                | ...                          | ...                            |
| 9.06                        | 19.35                       | -16.26                 | ...                      | ...                 | ...  | ...                               | ...                           | ...                                | ...                          | ...                            |
| 8.29                        | 23.22                       | 4.37                   | ...                      | -3.86               | ...  | ...                               | ...                           | 1693.80                            | 32.12                        | ...                            |
| 1.38                        | 7.19                        | 7.97                   | ...                      | -5.11               | ...  | ...                               | ...                           | -22.19                             | 76.32                        | 66.24                          |
| 11.70                       | 3.46                        | 3.84                   | ...                      | -1.95               | ...  | ...                               | ...                           | 467.50                             | -15.00                       | 31.80                          |
| -5.53                       | 7.37                        | -8.25                  | -0.62                    | -22.85              | ...  | ...                               | ...                           | 70.75                              | 99.56                        | 7.32                           |
| 11.04                       | 9.87                        | 3.68                   | 39.37                    | 1.28                | ...  | ...                               | ...                           | 53.25                              | 9.05                         | 12.53                          |
| 4.51                        | 1.14                        | 7.08                   | 6.60                     | 7.53                | 72.82                                      | ...                               | ...                           | 1.88                               | -72.11                       | 26.09                          |
| 12.19                       | 7.90                        | 3.82                   | -4.43                    | -11.21              | 46.82                                      | ...                               | ...                           | 1.14                               | 63.04                        | 10.23                          |
| 16.67                       | 9.11                        | 8.33                   | 6.25                     | -3.84               | -0.68                                      | 122.56                            | ...                           | 8.18                               | 11.61                        | 21.97                          |
| 12.09                       | 7.18                        | -5.80                  | -10.96                   | -12.37              | -9.48                                      | 62.20                             | ...                           | -3.80                              | -2.01                        | 11.42                          |
| 14.51                       | 9.53                        | 10.15                  | -0.02                    | -1.00               | 19.41                                      | 36.41                             | -7.94                         | 4.40                               | 2.11                         | 9.01                           |
| 6.77                        | 2.17                        | -3.02                  | 5.05                     | -6.48               | 21.89                                      | 19.04                             | -22.98                        | 2.36                               | 8.17                         | -8.66                          |

表 45 醫院住院人日數—按評鑑等級別分

民國九十四年底

單位：日

| 評鑑等級別<br>Accreditation                       | 住 院 人 日              |                               |                                   |                               |                                   |                         |                         |  |
|--|----------------------|-------------------------------|-----------------------------------|-------------------------------|-----------------------------------|-------------------------|-------------------------|--|
|  | 一 般 病 床 General Beds |                               |                                   |                               |                                   |                         |                         |  |
|  | 合 計<br>Total         | 急性病床 Acute Beds               |                                   | 慢性病床 Chronic Beds             |                                   |                         |                         |  |
|  |                      | 急性一般病<br>床<br>General<br>Beds | 急性精神<br>病床<br>Psychiatric<br>Beds | 慢性一般<br>病床<br>General<br>Beds | 慢性精神<br>病床<br>Psychiatric<br>Beds | 慢性結核<br>病床<br>T.B. Beds | 癩病病床<br>Leprosy<br>Beds |  |
| <b>總 計 Total</b>                             | <b>24,180,939</b>    | <b>17,516,025</b>             | <b>1,798,837</b>                  | <b>900,068</b>                | <b>3,831,997</b>                  | <b>5,713</b>            | <b>128,299</b>          |  |
| <b>評 鑑 醫 院 Accredited Hospital</b>           | <b>23,481,744</b>    | <b>17,202,054</b>             | <b>1,791,926</b>                  | <b>661,074</b>                | <b>3,820,977</b>                  | <b>5,713</b>            | <b>-</b>                |  |
| 醫學中心 Medical Center                          | 6,929,716            | 6,447,599                     | 273,434                           | 198,893                       | 9,790                             | -                       | -                       |  |
| 準醫學中心 Would-be Medical Center                | -                    | -                             | -                                 | -                             | -                                 | -                       | -                       |  |
| 區域醫院 Regional Hospital                       | 7,736,835            | 6,564,276                     | 604,778                           | 161,861                       | 405,697                           | 223                     | -                       |  |
| 甲類教學 Class I Teaching Hospital               | 133,068              | 124,075                       | 8,993                             | -                             | -                                 | -                       | -                       |  |
| 乙類教學 Class II Teaching Hospital              | 7,354,421            | 6,246,396                     | 586,777                           | 126,790                       | 394,235                           | 223                     | -                       |  |
| 非教學 Non-Teaching Hospital                    | 249,346              | 193,805                       | 9,008                             | 35,071                        | 11,462                            | -                       | -                       |  |
| 地區醫院 District Hospital                       | 5,272,328            | 4,149,069                     | 240,051                           | 286,106                       | 591,829                           | 5,273                   | -                       |  |
| 乙類教學 Class II Teaching Hospital              | 2,216,177            | 1,585,851                     | 136,194                           | 184,265                       | 309,867                           | -                       | -                       |  |
| 非教學 Non-Teaching Hospital                    | 3,056,151            | 2,563,218                     | 103,857                           | 101,841                       | 281,962                           | 5,273                   | -                       |  |
| 精神專科醫院 Psychiatric Hospital                  | 3,542,865            | 41,110                        | 673,663                           | 14,214                        | 2,813,661                         | 217                     | -                       |  |
| 教學 Teaching Hospital                         | 1,739,256            | 41,074                        | 428,807                           | -                             | 1,269,158                         | 217                     | -                       |  |
| 非教學 Non-Teaching Hospital                    | 1,803,609            | 36                            | 244,856                           | 14,214                        | 1,544,503                         | -                       | -                       |  |
| <b>非評鑑醫院 Hospitals Without Accreditation</b> | <b>699,195</b>       | <b>313,971</b>                | <b>6,911</b>                      | <b>238,994</b>                | <b>11,020</b>                     | <b>-</b>                | <b>128,299</b>          |  |
| 西醫醫院 Hospital                                | 699,195              | 313,971                       | 6,911                             | 238,994                       | 11,020                            | -                       | 128,299                 |  |
| 中醫醫院 Chinese Med. Hospital                   | -                    | -                             | -                                 | -                             | -                                 | -                       | -                       |  |

**Table 45 Days of Stay in Hospitals by Accreditation, 2005**

Unit : Day

| Days of Stay         |                                |                           |                             |                        |  |  |                                  |                                       |                                    |                                       |
|----------------------|--------------------------------|---------------------------|-----------------------------|------------------------|--|--|----------------------------------|---------------------------------------|------------------------------------|---------------------------------------|
| 特 殊 病 床 Special Beds |                                |                           |                             |                        |  |  |                                  | 未登記 Un-registered                     |                                    | 精神日間<br>治療<br>Psychiatric<br>Day Care |
| 合 計<br>Total         | 加護病床<br>Intensive<br>Care Beds | 燒傷病床<br>Burn Care<br>Beds | 嬰兒病床<br>Infant<br>Care Beds | 嬰兒床<br>Nursery<br>Beds | 安寧療護<br>病床<br>Hospice<br>Palliative<br>Care Beds | 呼吸照護病<br>床<br>Respirational<br>Care Beds | 急性結核<br>病床<br>Acute T.B.<br>Beds | 精神療養床<br>Psychiatric<br>Custodial Bed | 其他療養床<br>Other<br>Custodial<br>Bed |                                       |
| 4,441,658            | 1,870,559                      | 61,523                    | 301,433                     | 512,113                | 77,508   | 1,601,348                                | 17,174                           | 1,413,390                             | 371,059                            | 1,081,032                             |
| 4,273,828            | 1,844,056                      | 61,523                    | 298,133                     | 488,876                | 70,101   | 1,493,965                                | 17,174                           | 1,413,390                             | 371,059                            | 1,076,665                             |
| 1,174,003            | 758,969                        | 39,315                    | 145,402                     | 99,028                 | 29,358   | 101,931                                  | -                                | -                                     | -                                  | 258,012                               |
| -                    | -                              | -                         | -                           | -                      | -  | -  | -                                | -                                     | -                                  | -                                     |
| 1,423,363            | 752,832                        | 21,994                    | 120,828                     | 176,797                | 29,971   | 313,436                                  | 7,505                            | -                                     | 34,465                             | 447,897                               |
| 15,575               | 10,496                         | 570                       | 2,812                       | 1,697                  | -  | -  | -                                | -                                     | -                                  | 24,787                                |
| 1,368,232            | 719,420                        | 21,424                    | 117,063                     | 172,223                | 29,971   | 300,626                                  | 7,505                            | -                                     | 34,465                             | 420,752                               |
| 39,556               | 22,916                         | -                         | 953                         | 2,877                  | -  | 12,810                                   | -                                | -                                     | -                                  | 2,358                                 |
| 1,662,563            | 318,848                        | 214                       | 31,903                      | 212,559                | 10,772   | 1,078,598                                | 9,669                            | -                                     | 336,594                            | 128,332                               |
| 394,889              | 154,678                        | 214                       | 23,836                      | 76,773                 | 3,045  | 136,343                                  | -                                | -                                     | 163,245                            | 63,680                                |
| 1,267,674            | 164,170                        | -                         | 8,067                       | 135,786                | 7,727  | 942,255                                  | 9,669                            | -                                     | 173,349                            | 64,652                                |
| 13,899               | 13,407                         | -                         | -                           | 492                    | -  | -  | -                                | 1,413,390                             | -                                  | 242,424                               |
| 13,899               | 13,407                         | -                         | -                           | 492                    | -  | -  | -                                | 1,286,183                             | -                                  | 202,784                               |
| -                    | -                              | -                         | -                           | -                      | -  | -  | -                                | 127,207                               | -                                  | 39,640                                |
| 167,830              | 26,503                         | -                         | 3,300                       | 23,237                 | 7,407  | 107,383                                  | -                                | -                                     | -                                  | 4,367                                 |
| 167,830              | 26,503                         | -                         | 3,300                       | 23,237                 | 7,407  | 107,383                                  | -                                | -                                     | -                                  | 4,367                                 |
| -                    | -                              | -                         | -                           | -                      | -  | -  | -                                | -                                     | -                                  | -                                     |



表 46 醫院住院人日數—按權屬別分

民國九十四年底

單位：日

| 權屬別<br>Ownership |   | 住 院 人 日              |                            |                                   |                               |                                   |                            |                         |
|------------------|---|----------------------|----------------------------|-----------------------------------|-------------------------------|-----------------------------------|----------------------------|-------------------------|
|                  |   | 一 般 病 床 General Beds |                            |                                   |                               |                                   |                            |                         |
|                  |   | 合 計<br>Total         | 急性病床 Acute Beds            |                                   | 慢性病床 Chronic Beds             |                                   |                            |                         |
|                  |   |                      | 急性一般<br>病床<br>General Beds | 急性精神<br>病床<br>Psychiatric<br>Beds | 慢性一般<br>病床<br>General<br>Beds | 慢性精神<br>病床<br>Psychiatric<br>Beds | 慢性結<br>核病床<br>T.B.<br>Beds | 癩病病床<br>Leprosy<br>Beds |
| <b>總 計</b>       | <b>Total</b>  | <b>24,180,939</b>    | <b>17,516,025</b>          | <b>1,798,837</b>                  | <b>900,068</b>                | <b>3,831,997</b>                  | <b>5,713</b>               | <b>128,299</b>          |
| <b>公 立 醫 院</b>   | <b>Public Hospitals</b>                                 | <b>9,090,433</b>     | <b>5,438,987</b>           | <b>1,179,183</b>                  | <b>267,742</b>                | <b>2,070,509</b>                  | <b>5,713</b>               | <b>128,299</b>          |
| 行政院衛生署所屬         | Hospitals Subordinate to DOH                            | 2,730,660            | 1,169,035                  | 435,811                           | 27,550                        | 969,965                           | -                          | 128,299                 |
| 臺北市立醫院           | Taipei Municipal Hospitals                              | 619,740              | 445,288                    | 146,639                           | 7,095                         | 20,718                            | -                          | -                       |
| 高雄市立醫院           | Kaohsiung Municipal Hospitals                           | 393,499              | 149,316                    | 69,488                            | -                             | 174,695                           | -                          | -                       |
| 縣市立醫院            | County & City Hospitals                                 | 176,735              | 169,355                    | 7,380                             | -                             | -                                 | -                          | -                       |
| 公立醫學院校附設醫院       | Hospitals Affiliated with Public Medical Schools        | 992,072              | 903,212                    | 48,879                            | -                             | 39,981                            | -                          | -                       |
| 軍方醫院—民眾診療        | Civilian Clinics of Military Hospitals                  | 1,248,348            | 865,252                    | 221,369                           | 9,787                         | 151,717                           | 223                        | -                       |
| 榮民醫院             | Hosps. of VACRS   | 2,879,439            | 1,712,514                  | 249,617                           | 198,385                       | 713,433                           | 5,490                      | -                       |
| 機關(構)附設醫院        | Hospitals Affiliated with Enterprises                   | 49,940               | 25,015                     | -                                 | 24,925                        | -                                 | -                          | -                       |
| 公立中醫醫院           | Public Chinese Med. Hosps.                              | -                    | -                          | -                                 | -                             | -                                 | -                          | -                       |
| <b>私 立 醫 院</b>   | <b>Private Hospitals</b>                                | <b>15,090,506</b>    | <b>12,077,038</b>          | <b>619,654</b>                    | <b>632,326</b>                | <b>1,761,488</b>                  | <b>-</b>                   | <b>-</b>                |
| 財團法人醫院           | Non-Profit Proprietary Hosps.                           | 6,676,726            | 5,855,124                  | 265,172                           | 307,680                       | 248,750                           | -                          | -                       |
| 宗教財團法人附設醫院       | Hosps. Affiliated with Religious Non-Profit Proprietary | 619,642              | 592,002                    | 27,640                            | -                             | -                                 | -                          | -                       |
| 醫學院校附設醫院         | Hosps. Affiliated with Medical School                   | 1,307,551            | 1,260,887                  | 37,724                            | 8,940                         | -                                 | -                          | -                       |
| 其他法人附設醫院         | Hosps. Affiliated with Other Non-Profit Proprietary     | 663,154              | 300,720                    | 29,513                            | 52,855                        | 280,066                           | -                          | -                       |
| 私立醫院             | Private Hosps.  | 5,823,433            | 4,068,305                  | 259,605                           | 262,851                       | 1,232,672                         | -                          | -                       |
| 私立牙醫醫院           | Private Dental Hosps.                                   | -                    | -                          | -                                 | -                             | -                                 | -                          | -                       |
| 私立中醫醫院           | Private Chinese Med. Hosps.                             | -                    | -                          | -                                 | -                             | -                                 | -                          | -                       |

**Table 46 Days of Stay in Hospitals by Ownership, 2005**

Unit : Day

| Days of Stay         |                             |                        |                          |                     |  |                                       |                               |                                    |                              |                                |
|----------------------|-----------------------------|------------------------|--------------------------|---------------------|--|---------------------------------------|-------------------------------|------------------------------------|------------------------------|--------------------------------|
| 特 殊 病 床 Special Beds |                             |                        |                          |                     |  |                                       |                               | 未登記 Un-registered                  |                              | 精神日間治療<br>Psychiatric Day Care |
| 合 計<br>Total         | 加護病床<br>Intensive Care Beds | 燒傷病床<br>Burn Care Beds | 嬰兒病床<br>Infant Care Beds | 嬰兒床<br>Nursery Beds | 安寧療護<br>病床<br>Hospice Palliative Care Beds | 呼吸照護<br>病床<br>Respirational Care Beds | 急性結核<br>病床<br>Acute T.B. Beds | 精神療養床<br>Psychiatric Custodial Bed | 其他療養床<br>Other Custodial Bed |                                |
| 4,441,658            | 1,870,559                   | 61,523                 | 301,433                  | 512,113             | 77,508                                     | 1,601,348                             | 17,174                        | 1,413,390                          | 371,059                      | 1,081,032                      |
| 1,135,347            | 577,197                     | 29,833                 | 62,887                   | 75,255              | 32,401                                     | 341,071                               | 16,703                        | 1,286,183                          | 371,059                      | 697,734                        |
| 353,108              | 116,771                     | 1,457                  | 12,002                   | 23,822              | 2,146                                      | 188,086                               | 8,824                         | 610,754                            | -                            | 360,876                        |
| 64,241               | 39,827                      | 922                    | 7,181                    | 11,900              | 3,443                                      | 968                                   | -                             | -                                  | -                            | -                              |
| 27,738               | 23,245                      | -                      | 1,710                    | 2,783               | -  | -                                     | -                             | 86,648                             | -                            | 18,558                         |
| 33,661               | 17,915                      | -                      | 861                      | 2,757               | -  | 12,128                                | -                             | -                                  | -                            | 29,054                         |
| 159,341              | 103,383                     | 6,198                  | 17,093                   | 14,435              | 3,666                                      | 14,566                                | -                             | -                                  | -                            | 58,586                         |
| 136,895              | 84,686                      | 15,450                 | 6,191                    | 8,706               | -  | 21,862                                | -                             | -                                  | -                            | 80,119                         |
| 341,980              | 188,834                     | 5,806                  | 17,849                   | 10,852              | 20,076                                     | 90,684                                | 7,879                         | 588,781                            | 371,059                      | 137,972                        |
| 18,383               | 2,536                       | -                      | -                        | -                   | 3,070                                      | 12,777                                | -                             | -                                  | -                            | 12,569                         |
| -                    | -                           | -                      | -                        | -                   | -  | -                                     | -                             | -                                  | -                            | -                              |
| 3,306,311            | 1,293,362                   | 31,690                 | 238,546                  | 436,858             | 45,107                                     | 1,260,277                             | 471                           | 127,207                            | -                            | 383,298                        |
| 1,120,019            | 676,491                     | 23,754                 | 136,084                  | 154,276             | 23,458                                     | 105,956                               | -                             | -                                  | -                            | 208,124                        |
| 153,310              | 64,204                      | -                      | 15,793                   | 24,714              | 15,561                                     | 33,038                                | -                             | -                                  | -                            | 34,652                         |
| 299,051              | 148,311                     | 6,234                  | 37,269                   | 24,999              | 6,081                                      | 76,157                                | -                             | -                                  | -                            | 50,156                         |
| 78,340               | 19,716                      | 1,017                  | 4,518                    | 4,629               | -  | 47,989                                | 471                           | -                                  | -                            | 19,844                         |
| 1,655,591            | 384,640                     | 685                    | 44,882                   | 228,240             | 7  | 997,137                               | -                             | 127,207                            | -                            | 70,522                         |
| -                    | -                           | -                      | -                        | -                   | -  | -                                     | -                             | -                                  | -                            | -                              |
| -                    | -                           | -                      | -                        | -                   | -  | -                                     | -                             | -                                  | -                            | -                              |

表 47 歷年醫院住院人次 — 按病床別分

單位：人次、%

| 年別<br>Year |      | 住 院 人 次              |                        |                            |                        |                            |                     |                      |
|------------|------|----------------------|------------------------|----------------------------|------------------------|----------------------------|---------------------|----------------------|
|            |      | 一 般 病 床 General Beds |                        |                            |                        |                            |                     |                      |
|            |      | 合 計<br>Total         | 急 性 病 床 Acute Beds     |                            | 慢 性 病 床 Chronic Beds   |                            |                     |                      |
|            |      |                      | 急性一般病床<br>General Beds | 急性精神病床<br>Psychiatric Beds | 慢性一般病床<br>General Beds | 慢性精神病床<br>Psychiatric Beds | 慢性結核病床<br>T.B. Beds | 癩病病床<br>Leprosy Beds |
|            |      | 人 次                  |                        |                            |                        |                            |                     |                      |
| 80年        | 1991 | 2,119,356            | 2,119,356              | ...                        | ...                    | ...                        | ...                 | ...                  |
| 81年        | 1992 | 2,115,934            | 2,115,934              | ...                        | ...                    | ...                        | ...                 | ...                  |
| 82年        | 1993 | 1,959,390            | 1,906,936              | 14,396                     | 19,607                 | 14,897                     | 3,484               | 70                   |
| 83年        | 1994 | 2,073,681            | 2,019,402              | 21,132                     | 23,842                 | 7,116                      | 2,137               | 52                   |
| 84年        | 1995 | 2,062,273            | 2,022,574              | 18,024                     | 15,483                 | 5,073                      | 1,061               | 58                   |
| 85年        | 1996 | 2,171,467            | 2,121,921              | 21,478                     | 22,525                 | 4,070                      | 1,413               | 60                   |
| 86年        | 1997 | 2,192,909            | 2,125,604              | 26,188                     | 30,218                 | 10,009                     | 836                 | 54                   |
| 87年        | 1998 | 2,330,086            | 2,251,889              | 28,288                     | 25,909                 | 23,270                     | 701                 | 29                   |
| 88年        | 1999 | 2,343,231            | 2,260,369              | 35,352                     | 29,901                 | 17,127                     | 446                 | 36                   |
| 89年        | 2000 | 2,420,577            | 2,338,170              | 40,120                     | 27,906                 | 13,651                     | 658                 | 72                   |
| 90年        | 2001 | 2,509,165            | 2,402,205              | 47,605                     | 38,612                 | 20,136                     | 591                 | 16                   |
| 91年        | 2002 | 2,625,596            | 2,509,968              | 55,935                     | 41,994                 | 17,450                     | 239                 | 10                   |
| 92年        | 2003 | 2,416,940            | 2,308,435              | 56,166                     | 35,987                 | 16,099                     | 225                 | 28                   |
| 93年        | 2004 | 2,600,700            | 2,492,247              | 57,740                     | 35,549                 | 14,782                     | 352                 | 30                   |
| 94年        | 2005 | 2,550,661            | 2,441,684              | 55,510                     | 37,150                 | 16,005                     | 285                 | 27                   |
|            |      | 年 增 率 (%)            |                        |                            |                        |                            |                     |                      |
| 81年        | 1992 | -0.16                | -0.16                  | ...                        | ...                    | ...                        | ...                 | ...                  |
| 82年        | 1993 | -7.40                | -9.88                  | ...                        | ...                    | ...                        | ...                 | ...                  |
| 83年        | 1994 | 5.83                 | 5.90                   | 46.79                      | 21.60                  | -52.23                     | -38.66              | -25.71               |
| 84年        | 1995 | -0.55                | 0.16                   | -14.71                     | -35.06                 | -28.71                     | -50.35              | 11.54                |
| 85年        | 1996 | 5.29                 | 4.91                   | 19.16                      | 45.48                  | -19.77                     | 33.18               | 3.45                 |
| 86年        | 1997 | 0.99                 | 0.17                   | 21.93                      | 34.15                  | 145.92                     | -40.84              | -10.00               |
| 87年        | 1998 | 6.26                 | 5.94                   | 8.02                       | -14.26                 | 132.49                     | -16.15              | -46.30               |
| 88年        | 1999 | 0.56                 | 0.38                   | 24.97                      | 15.41                  | -26.40                     | -36.38              | 24.14                |
| 89年        | 2000 | 3.30                 | 3.44                   | 13.49                      | -6.67                  | -20.30                     | 47.53               | 100.00               |
| 90年        | 2001 | 3.66                 | 2.74                   | 18.66                      | 38.36                  | 47.51                      | -10.18              | -77.78               |
| 91年        | 2002 | 4.64                 | 4.49                   | 17.50                      | 8.76                   | -13.34                     | -59.56              | -37.50               |
| 92年        | 2003 | -7.95                | -8.03                  | 0.41                       | -14.30                 | -7.74                      | -5.86               | 180.00               |
| 93年        | 2004 | 7.60                 | 7.96                   | 2.80                       | -1.22                  | -8.18                      | 56.44               | 7.14                 |
| 94年        | 2005 | -1.92                | -2.03                  | -3.86                      | 4.50                   | 8.27                       | -19.03              | -10.00               |

**Table 47 Number of Inpatients in Hospitals, 1991-2005**

Unit : No. 、%

| Number of Inpatients        |                                |                           |                             |                        |  |  |                                  |  |                                     |
|-----------------------------|--------------------------------|---------------------------|-----------------------------|------------------------|--|--|----------------------------------|--|-------------------------------------|
| 特 殊 病 床 Special Beds        |                                |                           |                             |                        |  |  |                                  | 未登記 Un-registered                            |                                     |
| 合 計<br>Total                | 加護病床<br>Intensive<br>Care Beds | 燒傷病床<br>Burn Care<br>Beds | 嬰兒病床<br>Infant Care<br>Beds | 嬰兒床<br>Nursery<br>Beds | 安寧療護<br>病床<br>Hospice<br>Palliative<br>Care Beds | 呼吸照護病<br>床<br>Respirational<br>Care Beds | 急性結核<br>病床<br>Acute T.B.<br>Beds | 精神療養<br>床<br>Psychiatric<br>Custodial<br>Bed | 其他療養<br>床 Other<br>Custodial<br>Bed |
| Number of Inpatients        |                                |                           |                             |                        |  |  |                                  |  |                                     |
| 84,580                      | 82,399                         | 2,181                     | ...                         | ...                    | ...  | ...                                      | ...                              | ...  | ...                                 |
| 102,854                     | 99,997                         | 2,857                     | ...                         | ...                    | ...  | ...                                      | ...                              | ...  | ...                                 |
| 289,628                     | 87,881                         | 2,925                     | ...                         | 198,822                | ...  | ...                                      | ...                              | ...  | 1,321                               |
| 315,179                     | 111,039                        | 4,671                     | ...                         | 199,469                | ...  | ...                                      | ...                              | ...  | 2,382                               |
| 348,198                     | 124,984                        | 4,201                     | ...                         | 219,013                | ...  | ...                                      | ...                              | 33   | 2,216                               |
| 366,421                     | 150,432                        | 4,062                     | ...                         | 211,927                | ...  | ...                                      | ...                              | 3,271  | 5,051                               |
| 387,345                     | 147,354                        | 3,997                     | 27,820                      | 208,174                | ...  | ...                                      | ...                              | 6,922  | 9,182                               |
| 349,258                     | 145,527                        | 4,363                     | 26,043                      | 173,325                | ...  | ...                                      | ...                              | 861  | 8,798                               |
| 371,500                     | 151,190                        | 3,472                     | 46,625                      | 170,213                | ...  | ...                                      | ...                              | 1,504  | 16,646                              |
| 397,146                     | 154,304                        | 4,031                     | 47,471                      | 186,540                | 4,800  | ...                                      | ...                              | 805  | 5,272                               |
| 398,426                     | 172,098                        | 4,704                     | 44,277                      | 165,838                | 5,384  | 6,125                                    | ...                              | 1,157  | 13,765                              |
| 394,405                     | 168,880                        | 5,638                     | 45,218                      | 159,125                | 5,600  | 9,944                                    | ...                              | 1,611  | 12,493                              |
| 384,802                     | 177,053                        | 5,041                     | 38,845                      | 144,691                | 3,963  | 14,894                                   | 315                              | 1,046  | 11,333                              |
| 407,382                     | 192,103                        | 5,909                     | 42,318                      | 142,774                | 4,504  | 19,213                                   | 561                              | 1,331  | 11,486                              |
| 416,308                     | 203,926                        | 5,790                     | 45,765                      | 133,614                | 5,369  | 21,214                                   | 630                              | 1,867  | 10,529                              |
| Annual Rate of Increase (%) |                                |                           |                             |                        |  |  |                                  |  |                                     |
| 21.61                       | 21.36                          | 30.99                     | ...                         | ...                    | ...  | ...                                      | ...                              | ...  | ...                                 |
| 181.59                      | -12.12                         | 2.38                      | ...                         | ...                    | ...  | ...                                      | ...                              | ...  | ...                                 |
| 8.82                        | 26.35                          | 59.69                     | ...                         | 0.33                   | ...  | ...                                      | ...                              | ...  | 80.32                               |
| 10.48                       | 12.56                          | -10.06                    | ...                         | 9.80                   | ...  | ...                                      | ...                              | ...  | -6.97                               |
| 5.23                        | 20.36                          | -3.31                     | ...                         | -3.24                  | ...  | ...                                      | ...                              | 9,812.12                                     | 127.93                              |
| 5.71                        | -2.05                          | -1.60                     | ...                         | -1.77                  | ...  | ...                                      | ...                              | 111.62                                       | 81.79                               |
| -9.83                       | -1.24                          | 9.16                      | -6.39                       | -16.74                 | ...  | ...                                      | ...                              | -87.56                                       | -4.18                               |
| 6.37                        | 3.89                           | -20.42                    | 79.03                       | -1.80                  | ...  | ...                                      | ...                              | 74.68  | 89.20                               |
| 6.90                        | 2.06                           | 16.10                     | 1.81                        | 9.59                   | ...  | ...                                      | ...                              | -46.48                                       | -68.33                              |
| 0.32                        | 11.53                          | 16.70                     | -6.73                       | -11.10                 | 12.17  | ...                                      | ...                              | 43.73  | 161.10                              |
| -1.01                       | -1.87                          | 19.86                     | 2.13                        | -4.05                  | 4.01   | 62.35                                    | ...                              | 39.24  | -9.24                               |
| -2.43                       | 4.84                           | -10.59                    | -14.09                      | -9.07                  | -29.23   | 49.78                                    | ...                              | -35.07                                       | -9.29                               |
| 5.87                        | 8.50                           | 17.22                     | 8.94                        | -1.32                  | 13.65  | 29.00                                    | 78.10                            | 27.25  | 1.35                                |
| 2.19                        | 6.15                           | -2.01                     | 8.15                        | -6.42                  | 19.21  | 10.41                                    | 12.30                            | 40.27  | -8.33                               |

表 48 醫院住院人次—按評鑑等級別分

民國九十四年底

單位：人次

| 評鑑等級別<br>Accreditation                       | 住 院 人 次              |                               |                                   |                               |                                   |                         |                         |  |
|--|----------------------|-------------------------------|-----------------------------------|-------------------------------|-----------------------------------|-------------------------|-------------------------|--|
|  | 一 般 病 床 General Beds |                               |                                   |                               |                                   |                         |                         |  |
|  | 合 計<br>Total         | 急性病床 Acute Beds               |                                   | 慢性病床 Chronic Beds             |                                   |                         |                         |  |
|  |                      | 急性一般<br>病床<br>General<br>Beds | 急性精神<br>病床<br>Psychiatric<br>Beds | 慢性一般<br>病床<br>General<br>Beds | 慢性精神<br>病床<br>Psychiatric<br>Beds | 慢性結核<br>病床<br>T.B. Beds | 癩病病床<br>Leprosy<br>Beds |  |
| <b>總 計 Total</b>                             | <b>2,550,661</b>     | <b>2,441,684</b>              | <b>55,510</b>                     | <b>37,150</b>                 | <b>16,005</b>                     | <b>285</b>              | <b>27</b>               |  |
| <b>評 鑑 醫 院 Accredited Hospital</b>           | <b>2,495,894</b>     | <b>2,393,856</b>              | <b>55,375</b>                     | <b>30,497</b>                 | <b>15,881</b>                     | <b>285</b>              | <b>-</b>                |  |
| 醫學中心 Medical Center                          | 860,689              | 834,799                       | 12,606                            | 13,150                        | 134                               | -                       | -                       |  |
| 準醫學中心 Would-be Medical Center                | -                    | -                             | -                                 | -                             | -                                 | -                       | -                       |  |
| 區域醫院 Regional Hospital                       | 993,252              | 962,095                       | 19,214                            | 8,070                         | 3,858                             | 15                      | -                       |  |
| 甲類教學 Class I Teaching Hospital               | 13,659               | 13,335                        | 324                               | -                             | -                                 | -                       | -                       |  |
| 乙類教學 Class II Teaching Hospital              | 948,517              | 918,788                       | 18,679                            | 7,425                         | 3,610                             | 15                      | -                       |  |
| 非教學 Non-Teaching Hospital                    | 31,076               | 29,972                        | 211                               | 645                           | 248                               | -                       | -                       |  |
| 地區醫院 District Hospital                       | 616,080              | 592,318                       | 7,943                             | 8,812                         | 6,750                             | 257                     | -                       |  |
| 乙類教學 Class II Teaching Hospital              | 272,444              | 255,959                       | 5,269                             | 6,975                         | 4,241                             | -                       | -                       |  |
| 非教學 Non-Teaching Hospital                    | 343,636              | 336,359                       | 2,674                             | 1,837                         | 2,509                             | 257                     | -                       |  |
| 精神專科醫院 Psychiatric Hospital                  | 25,873               | 4,644                         | 15,612                            | 465                           | 5,139                             | 13                      | -                       |  |
| 教學 Teaching Hospital                         | 16,191               | 4,642                         | 9,270                             | -                             | 2,266                             | 13                      | -                       |  |
| 非教學 Non-Teaching Hospital                    | 9,682                | 2                             | 6,342                             | 465                           | 2,873                             | -                       | -                       |  |
| <b>非評鑑醫院 Hospitals Without Accreditation</b> | <b>54,767</b>        | <b>47,828</b>                 | <b>135</b>                        | <b>6,653</b>                  | <b>124</b>                        | <b>-</b>                | <b>27</b>               |  |
| 西醫醫院 Hospital                                | 54,767               | 47,828                        | 135                               | 6,653                         | 124                               | -                       | 27                      |  |
| 中醫醫院 Chinese Med. Hospital                   | -                    | -                             | -                                 | -                             | -                                 | -                       | -                       |  |

**Table 48 Number of Inpatients in Hospitals by Accreditation, 2005**

Unit : No.

| Number of Inpatients |                                |                           |                             |                        |  |                                      |                                  |  |                                    |
|----------------------|--------------------------------|---------------------------|-----------------------------|------------------------|--|--------------------------------------|----------------------------------|--|------------------------------------|
| 特 殊 病 床 Special Beds |                                |                           |                             |                        |  |                                      |                                  | 未登記 Un-registered                        |                                    |
| 合 計<br>Total         | 加護病床<br>Intensive<br>Care Beds | 燒傷病床<br>Burn Care<br>Beds | 嬰兒病床<br>Infant Care<br>Beds | 嬰兒床<br>Nursery<br>Beds | 安寧療護<br>病床<br>Hospice<br>Palliative<br>Care Beds | 呼吸照護病床<br>Respirational<br>Care Beds | 急性結核<br>病床<br>Acute T.B.<br>Beds | 精神療養床<br>Psychiatric<br>Custodial<br>Bed | 其他療養床<br>Other<br>Custodial<br>Bed |
| 416,308              | 203,926                        | 5,790                     | 45,765                      | 133,614                | 5,369  | 21,214                               | 630                              | 1,867                                    | 10,529                             |
| 405,863              | 202,411                        | 5,790                     | 45,297                      | 127,518                | 4,859  | 19,358                               | 630                              | 1,867                                    | 10,529                             |
| 141,457              | 84,070                         | 3,398                     | 18,081                      | 30,541                 | 1,781  | 3,586                                | -                                | -  | -                                  |
| -                    | -                              | -                         | -                           | -                      | -  | -                                    | -                                | -  | -                                  |
| 159,576              | 80,121                         | 2,381                     | 20,861                      | 47,785                 | 2,299  | 5,737                                | 392                              | -  | 399                                |
| 2,139                | 994                            | 10                        | 480                         | 655                    | -  | -                                    | -                                | -  | -                                  |
| 154,935              | 77,733                         | 2,371                     | 20,233                      | 46,366                 | 2,299  | 5,541                                | 392                              | -  | 399                                |
| 2,502                | 1,394                          | -                         | 148                         | 764                    | -  | 196                                  | -                                | -  | -                                  |
| 103,535              | 37,071                         | 11                        | 6,355                       | 49,046                 | 779  | 10,035                               | 238                              | -  | 10,130                             |
| 43,694               | 20,454                         | 11                        | 4,500                       | 16,331                 | 233  | 2,165                                | -                                | -  | 7,702                              |
| 59,841               | 16,617                         | -                         | 1,855                       | 32,715                 | 546  | 7,870                                | 238                              | -  | 2,428                              |
| 1,295                | 1,149                          | -                         | -                           | 146                    | -  | -                                    | -                                | 1,867                                    | -                                  |
| 1,295                | 1,149                          | -                         | -                           | 146                    | -  | -                                    | -                                | 1,824                                    | -                                  |
| -                    | -                              | -                         | -                           | -                      | -  | -                                    | -                                | 43                                       | -                                  |
| 10,445               | 1,515                          | -                         | 468                         | 6,096                  | 510  | 1,856                                | -                                | -  | -                                  |
| 10,445               | 1,515                          | -                         | 468                         | 6,096                  | 510  | 1,856                                | -                                | -  | -                                  |
| -                    | -                              | -                         | -                           | -                      | -  | -                                    | -                                | -  | -                                  |

表 49 醫院住院人次—按權屬別分

民國九十四年底

單位：人次

| 權屬別<br>Ownership |   | 住 院 人 次              |                               |                                   |                               |                                   |                            |                         |
|------------------|---|----------------------|-------------------------------|-----------------------------------|-------------------------------|-----------------------------------|----------------------------|-------------------------|
|                  |   | 一 般 病 床 General Beds |                               |                                   |                               |                                   |                            |                         |
|                  |   | 合 計<br>Total         | 急 性 病 床 Acute Beds            |                                   | 慢 性 病 床 Chronic Beds          |                                   |                            |                         |
|                  |   |                      | 急性一般<br>病床<br>General<br>Beds | 急性精神<br>病床<br>Psychiatric<br>Beds | 慢性一<br>般病床<br>General<br>Beds | 慢性精神<br>病床<br>Psychiatric<br>Beds | 慢性結<br>核病床<br>T.B.<br>Beds | 癩病病床<br>Leprosy<br>Beds |
| 總 計              | Total   | 2,550,661            | 2,441,684                     | 55,510                            | 37,150                        | 16,005                            | 285                        | 27                      |
| 公 立 醫 院          | Public Hospitals  | 750,637              | 694,495                       | 35,447                            | 9,200                         | 11,183                            | 285                        | 27                      |
| 行政院衛生署所屬         | Hospitals Subordinate to DOH                            | 172,445              | 156,937                       | 11,316                            | 1,147                         | 3,018                             | -                          | 27                      |
| 臺北市立醫院           | Taipei Municipal Hospitals                              | 52,534               | 49,253                        | 3,162                             | 112                           | 7                                 | -                          | -                       |
| 高雄市立醫院           | Kaohsiung Municipal Hospitals                           | 21,476               | 19,646                        | 1,703                             | -                             | 127                               | -                          | -                       |
| 縣市立醫院            | County & City Hospitals                                 | 26,662               | 26,316                        | 346                               | -                             | -                                 | -                          | -                       |
| 公立醫學院校附設醫院       | Hospitals Affiliated with Public Medical Schools        | 109,602              | 107,497                       | 1,807                             | -                             | 298                               | -                          | -                       |
| 軍方醫院—民眾診療        | Civilian Clinics of Military Hospitals                  | 127,476              | 116,607                       | 8,367                             | 341                           | 2,146                             | 15                         | -                       |
| 榮民醫院             | Hosps. of VACRS   | 237,302              | 216,056                       | 8,746                             | 6,643                         | 5,587                             | 270                        | -                       |
| 機關(構)附設醫院        | Hospitals Affiliated with Enterprises                   | 3,140                | 2,183                         | -                                 | 957                           | -                                 | -                          | -                       |
| 公立中醫醫院           | Public Chinese Med. Hosps.                              | -                    | -                             | -                                 | -                             | -                                 | -                          | -                       |
| 私 立 醫 院          | Private Hospitals                                       | 1,800,024            | 1,747,189                     | 20,063                            | 27,950                        | 4,822                             | -                          | -                       |
| 財團法人醫院           | Non-Profit Proprietary Hosps.                           | 863,010              | 836,870                       | 9,749                             | 15,186                        | 1,205                             | -                          | -                       |
| 宗教財團法人附設醫院       | Hosps. Affiliated with Religious Non-Profit Proprietary | 94,376               | 93,109                        | 1,267                             | -                             | -                                 | -                          | -                       |
| 醫學院校附設醫院         | Hosps. Affiliated with Medical School                   | 173,951              | 171,720                       | 1,409                             | 822                           | -                                 | -                          | -                       |
| 其他法人附設醫院         | Hosps. Affiliated with Other Non-Profit Proprietary     | 42,899               | 40,000                        | 1,243                             | 1,081                         | 575                               | -                          | -                       |
| 私立醫院             | Private Hosps.  | 625,788              | 605,490                       | 6,395                             | 10,861                        | 3,042                             | -                          | -                       |
| 私立牙醫醫院           | Private Dental Hosps.                                   | -                    | -                             | -                                 | -                             | -                                 | -                          | -                       |
| 私立中醫醫院           | Private Chinese Med. Hosps.                             | -                    | -                             | -                                 | -                             | -                                 | -                          | -                       |

**Table 49 Number of Inpatients in Hospitals by Ownership, 2005**

Unit : No.

| Number of Inpatients |                                |                           |                             |                        |  |                                      |                                  |  |                                    |
|----------------------|--------------------------------|---------------------------|-----------------------------|------------------------|--|--------------------------------------|----------------------------------|--|------------------------------------|
| 特 殊 病 床 Special Beds |                                |                           |                             |                        |  |                                      |                                  | 未登記 Un-registered                        |                                    |
| 合 計<br>Total         | 加護病床<br>Intensive<br>Care Beds | 燒傷病床<br>Burn Care<br>Beds | 嬰兒病床<br>Infant Care<br>Beds | 嬰兒床<br>Nursery<br>Beds | 安寧療護病床<br>Hospice<br>Palliative Care<br>Beds | 呼吸照護病床<br>Respirational<br>Care Beds | 急性結核<br>病床<br>Acute<br>T.B. Beds | 精神療養床<br>Psychiatric<br>Custodial<br>Bed | 其他療養床<br>Other<br>Custodial<br>Bed |
| <b>416,308</b>       | <b>203,926</b>                 | <b>5,790</b>              | <b>45,765</b>               | <b>133,614</b>         | <b>5,369</b>                                 | <b>21,214</b>                        | <b>630</b>                       | <b>1,867</b>                             | <b>10,529</b>                      |
| <b>107,257</b>       | <b>65,412</b>                  | <b>3,366</b>              | <b>10,031</b>               | <b>20,792</b>          | <b>2,120</b>                                 | <b>4,944</b>                         | <b>592</b>                       | <b>1,824</b>                             | <b>10,529</b>                      |
| 23,092               | 11,442                         | 191                       | 2,359                       | 6,256                  | 138  | 2,262                                | 444                              | 201                                      | -                                  |
| 7,627                | 2,779                          | 85                        | 1,416                       | 3,163                  | 182  | 2                                    | -                                | -  | -                                  |
| 3,043                | 2,177                          | -                         | 216                         | 650                    | -  | -                                    | -                                | 18                                       | -                                  |
| 2,741                | 1,719                          | -                         | 177                         | 694                    | -  | 151                                  | -                                | -  | -                                  |
| 18,678               | 10,367                         | 660                       | 2,941                       | 4,188                  | 199  | 323                                  | -                                | -  | -                                  |
| 16,982               | 11,112                         | 1,746                     | 804                         | 2,626                  | -  | 694                                  | -                                | -  | -                                  |
| 34,605               | 25,733                         | 684                       | 2,118                       | 3,215                  | 1,392  | 1,315                                | 148                              | 1,605                                    | 10,529                             |
| 489                  | 83                             | -                         | -                           | -                      | 209  | 197                                  | -                                | -  | -                                  |
| -                    | -                              | -                         | -                           | -                      | -  | -                                    | -                                | -  | -                                  |
| <b>309,051</b>       | <b>138,514</b>                 | <b>2,424</b>              | <b>35,734</b>               | <b>112,822</b>         | <b>3,249</b>                                 | <b>16,270</b>                        | <b>38</b>                        | <b>43</b>                                | -                                  |
| 141,511              | 69,933                         | 1,755                     | 20,215                      | 44,630                 | 1,548  | 3,430                                | -                                | -  | -                                  |
| 19,163               | 8,801                          | -                         | 2,484                       | 6,173                  | 1,241  | 464                                  | -                                | -  | -                                  |
| 25,067               | 11,721                         | 546                       | 4,189                       | 6,871                  | 459  | 1,281                                | -                                | -  | -                                  |
| 5,707                | 2,495                          | 96                        | 1,073                       | 1,514                  | -  | 491                                  | 38                               | -  | -                                  |
| 117,603              | 45,564                         | 27                        | 7,773                       | 53,634                 | 1  | 10,604                               | -                                | 43                                       | -                                  |
| -                    | -                              | -                         | -                           | -                      | -  | -                                    | -                                | -  | -                                  |
| -                    | -                              | -                         | -                           | -                      | -  | -                                    | -                                | -  | -                                  |



表 50 歷 年 醫 院 醫 療 服 務 量 統 計

單位：人次、%

| 年別<br>Year |      | 出院人次<br>Discharge | 住院健檢人次<br>Inpatient<br>Physical | 手 術 人 次 Operation |                  |                 |
|------------|------|-------------------|---------------------------------|-------------------|------------------|-----------------|
|            |      |                   |                                 | 合計<br>Total       | 門診<br>Outpatient | 住院<br>Inpatient |
| 80年        | 1991 | ...               | 60,564                          | 1,022,214         | 405,587          | 616,627         |
| 81年        | 1992 | ...               | 67,968                          | 1,111,338         | 446,776          | 664,562         |
| 82年        | 1993 | 2,091,659         | 68,633                          | 1,128,376         | 420,958          | 707,418         |
| 83年        | 1994 | 2,142,038         | 61,033                          | 1,232,473         | 452,686          | 779,787         |
| 84年        | 1995 | 2,204,241         | 82,475                          | 1,284,545         | 499,942          | 784,603         |
| 85年        | 1996 | 2,292,265         | 52,742                          | 1,439,002         | 634,171          | 804,831         |
| 86年        | 1997 | 2,287,937         | 50,027                          | 1,482,311         | 648,816          | 833,495         |
| 87年        | 1998 | 2,411,568         | 49,921                          | 1,509,209         | 634,108          | 875,101         |
| 88年        | 1999 | 2,543,631         | 54,712                          | 1,595,313         | 705,230          | 890,083         |
| 89年        | 2000 | 2,656,408         | 52,491                          | 1,641,329         | 707,934          | 933,395         |
| 90年        | 2001 | 2,745,293         | 50,095                          | 1,653,128         | 727,622          | 925,506         |
| 91年        | 2002 | 2,881,316         | 56,135                          | 1,671,333         | 733,948          | 937,385         |
| 92年        | 2003 | 2,653,856         | 61,405                          | 1,553,168         | 674,142          | 879,026         |
| 93年        | 2004 | 2,879,750         | 62,182                          | 1,707,502         | 757,325          | 950,177         |
| 94年        | 2005 | 2,835,763         | 47,025                          | 1,640,089         | 702,694          | 937,395         |
|            |      | 年 增 率 (%)         |                                 |                   |                  |                 |
| 81年        | 1992 | ...               | 12.23                           | 8.72              | 10.16            | 7.77            |
| 82年        | 1993 | ...               | 0.98                            | 1.53              | -5.78            | 6.45            |
| 83年        | 1994 | 2.41              | -11.07                          | 9.23              | 7.54             | 10.23           |
| 84年        | 1995 | 2.90              | 35.13                           | 4.23              | 10.44            | 0.62            |
| 85年        | 1996 | 3.99              | -36.05                          | 12.02             | 26.85            | 2.58            |
| 86年        | 1997 | -0.19             | -5.15                           | 3.01              | 2.31             | 3.56            |
| 87年        | 1998 | 5.40              | -0.21                           | 1.81              | -2.27            | 4.99            |
| 88年        | 1999 | 5.48              | 9.60                            | 5.71              | 11.22            | 1.71            |
| 89年        | 2000 | 4.43              | -4.06                           | 2.88              | 0.38             | 4.87            |
| 90年        | 2001 | 3.35              | -4.56                           | 0.72              | 2.78             | -0.85           |
| 91年        | 2002 | 4.95              | 12.06                           | 1.10              | 0.87             | 1.28            |
| 92年        | 2003 | -7.89             | 9.39                            | -7.07             | -8.15            | -6.23           |
| 93年        | 2004 | 8.51              | 1.27                            | 9.94              | 12.34            | 8.09            |
| 94年        | 2005 | -1.53             | -24.38                          | -3.95             | -7.21            | -1.35           |

**Table 50 Utilization in Hospitals, 1991-2005**

| Unit : No. 、%               |                          |                               |                  |                            |                      |
|-----------------------------|--------------------------|-------------------------------|------------------|----------------------------|----------------------|
| 門診人次<br>Outpatient Visits   | 急診人次<br>Emergency Visits | 門診體檢人次<br>Outpatient Physical | 接生人次<br>Delivery | 剖腹產人次<br>Caesarian Section | 洗腎人次<br>Hemodialysis |
| 72,264,164                  | 3,751,790                | 914,484                       | 175,810          | 64,305                     | ...                  |
| 76,672,828                  | 3,962,148                | 926,052                       | 191,292          | 57,133                     | ...                  |
| 81,644,488                  | 4,253,438                | 852,557                       | 191,004          | 61,513                     | 1,499,667            |
| 82,431,260                  | 4,349,512                | 869,207                       | 196,928          | 65,221                     | 1,792,950            |
| 79,404,371                  | 4,664,209                | 1,069,914                     | 206,741          | 69,622                     | 2,030,152            |
| 86,134,506                  | 4,992,277                | 1,478,196                     | 211,579          | 69,170                     | 2,325,552            |
| 89,109,624                  | 5,257,705                | 1,492,083                     | 213,336          | 69,660                     | 2,459,346            |
| 93,550,483                  | 5,459,637                | 1,644,131                     | 173,363          | 57,359                     | 2,690,958            |
| 96,703,254                  | 5,883,886                | 1,686,482                     | 178,176          | 60,569                     | 2,997,633            |
| 96,074,268                  | 6,184,031                | 2,216,656                     | 193,896          | 66,829                     | 3,233,971            |
| 99,779,162                  | 6,199,674                | 2,736,767                     | 169,595          | 55,531                     | 3,454,448            |
| 100,682,949                 | 6,600,872                | 2,796,986                     | 164,253          | 54,364                     | 3,714,973            |
| 92,380,950                  | 6,087,767                | 3,001,984                     | 147,834          | 48,292                     | 3,930,030            |
| 101,687,332                 | 6,870,499                | 2,981,763                     | 143,217          | 46,887                     | 4,125,357            |
| 95,577,813                  | 6,802,831                | 2,790,898                     | 138,085          | 44,785                     | 4,236,378            |
| Annual Rate of Increase (%) |                          |                               |                  |                            |                      |
| 6.10                        | 5.61                     | 1.26                          | 8.81             | -11.15                     | ...                  |
| 6.48                        | 7.35                     | -7.94                         | -0.15            | 7.67                       | ...                  |
| 0.96                        | 2.26                     | 1.95                          | 3.10             | 6.03                       | 19.56                |
| -3.67                       | 7.24                     | 23.09                         | 4.98             | 6.75                       | 13.23                |
| 8.48                        | 7.03                     | 38.16                         | 2.34             | -0.65                      | 14.55                |
| 3.45                        | 5.32                     | 0.94                          | 0.83             | 0.71                       | 5.75                 |
| 4.98                        | 3.84                     | 10.19                         | -18.74           | -17.66                     | 9.42                 |
| 3.37                        | 7.77                     | 2.58                          | 2.78             | 5.60                       | 11.40                |
| -0.65                       | 5.10                     | 31.44                         | 8.82             | 10.34                      | 7.88                 |
| 3.86                        | 0.25                     | 23.46                         | -12.53           | -16.91                     | 6.82                 |
| 0.91                        | 6.47                     | 2.20                          | -3.15            | -2.10                      | 7.54                 |
| -8.25                       | -7.77                    | 7.33                          | -10.00           | -11.17                     | 5.79                 |
| 10.07                       | 12.86                    | -0.67                         | -3.12            | -2.91                      | 4.97                 |
| -6.01                       | -0.98                    | -6.40                         | -3.58            | -4.48                      | 2.69                 |

表 51 歷年醫院平均每日醫療服務量統計

單位：家、人次、%

| 年別<br>Year |      | 醫院家數<br>No. of<br>Hospitals | 平 均 每 日 人 次<br>Daily Average Visits |                           |                                |                               |                    |
|------------|------|-----------------------------|-------------------------------------|---------------------------|--------------------------------|-------------------------------|--------------------|
|            |      |                             | 門診<br>Outpatient<br>Visits          | 急診<br>Emergency<br>Visits | 門診體檢<br>Outpatient<br>Physical | 住院健檢<br>Inpatient<br>Physical | 洗腎<br>Hemodialysis |
| 80年        | 1991 | 800                         | 267,645                             | 10,279                    | 3,387                          | 166                           | ...                |
| 81年        | 1992 | 822                         | 283,973                             | 10,855                    | 3,430                          | 186                           | ...                |
| 82年        | 1993 | 810                         | 302,387                             | 11,653                    | 3,158                          | 188                           | 4,109              |
| 83年        | 1994 | 828                         | 305,301                             | 11,916                    | 3,219                          | 167                           | 4,912              |
| 84年        | 1995 | 787                         | 294,090                             | 12,779                    | 3,963                          | 226                           | 5,562              |
| 85年        | 1996 | 773                         | 319,017                             | 13,677                    | 5,475                          | 144                           | 6,371              |
| 86年        | 1997 | 750                         | 330,036                             | 14,405                    | 5,526                          | 137                           | 6,738              |
| 87年        | 1998 | 719                         | 346,483                             | 14,958                    | 6,089                          | 137                           | 7,372              |
| 88年        | 1999 | 700                         | 358,160                             | 16,120                    | 6,246                          | 150                           | 8,213              |
| 89年        | 2000 | 669                         | 355,831                             | 16,943                    | 8,210                          | 144                           | 8,860              |
| 90年        | 2001 | 637                         | 369,552                             | 16,985                    | 10,136                         | 137                           | 9,464              |
| 91年        | 2002 | 610                         | 372,900                             | 18,085                    | 10,359                         | 154                           | 10,178             |
| 92年        | 2003 | 594                         | 342,152                             | 16,679                    | 11,118                         | 168                           | 10,767             |
| 93年        | 2004 | 590                         | 376,620                             | 18,823                    | 11,044                         | 170                           | 11,302             |
| 94年        | 2005 | 556                         | 353,992                             | 18,638                    | 10,337                         | 129                           | 11,607             |
|            |      | 年 增 率 (%)                   |                                     |                           |                                |                               |                    |
| 81年        | 1992 | 2.75                        | 6.10                                | 5.61                      | 1.26                           | 12.23                         | ...                |
| 82年        | 1993 | -1.46                       | 6.48                                | 7.35                      | -7.94                          | 0.98                          | ...                |
| 83年        | 1994 | 2.22                        | 0.96                                | 2.26                      | 1.95                           | -11.08                        | 19.56              |
| 84年        | 1995 | -4.95                       | -3.67                               | 7.24                      | 23.09                          | 35.13                         | 13.23              |
| 85年        | 1996 | -1.78                       | 8.48                                | 7.03                      | 38.16                          | -36.05                        | 14.55              |
| 86年        | 1997 | -2.98                       | 3.45                                | 5.32                      | 0.94                           | -5.15                         | 5.75               |
| 87年        | 1998 | -4.13                       | 4.98                                | 3.84                      | 10.19                          | -0.21                         | 9.42               |
| 88年        | 1999 | -2.64                       | 3.37                                | 7.77                      | 2.58                           | 9.60                          | 11.40              |
| 89年        | 2000 | -4.43                       | -0.65                               | 5.10                      | 31.44                          | -4.06                         | 7.88               |
| 90年        | 2001 | -4.78                       | 3.86                                | 0.25                      | 23.46                          | -4.56                         | 6.82               |
| 91年        | 2002 | -4.24                       | 0.91                                | 6.47                      | 2.20                           | 12.06                         | 7.54               |
| 92年        | 2003 | -2.62                       | -8.25                               | -7.77                     | 7.33                           | 9.39                          | 5.79               |
| 93年        | 2004 | -0.67                       | 10.07                               | 12.86                     | -0.67                          | 1.27                          | 4.97               |
| 94年        | 2005 | -5.76                       | -6.01                               | -0.98                     | -6.40                          | -24.38                        | 2.69               |

**Table 51 Daily Average Utilization Rate, 1991-2005**

Unit : No. 、 %

| 平均每日手術人次<br>Daily Average Operation |                  |                 | 平均每日人次<br>Daily Average Patients |                          | 剖腹產率<br>Caesarian Section<br>Rate (%) |
|-------------------------------------|------------------|-----------------|----------------------------------|--------------------------|---------------------------------------|
| 合計<br>Total                         | 門診<br>Outpatient | 住院<br>Inpatient | 接生<br>Delivery                   | 剖腹產<br>Caesarian Section |                                       |
| 3,192                               | 1,502            | 1,689           | 482                              | 176                      | 36.58                                 |
| 3,475                               | 1,655            | 1,821           | 524                              | 157                      | 29.87                                 |
| 3,497                               | 1,559            | 1,938           | 523                              | 169                      | 32.21                                 |
| 3,813                               | 1,677            | 2,136           | 540                              | 179                      | 33.12                                 |
| 4,001                               | 1,852            | 2,150           | 566                              | 191                      | 33.68                                 |
| 4,554                               | 2,349            | 2,205           | 580                              | 190                      | 32.69                                 |
| 4,687                               | 2,403            | 2,284           | 584                              | 191                      | 32.65                                 |
| 4,746                               | 2,349            | 2,398           | 475                              | 157                      | 33.09                                 |
| 5,051                               | 2,612            | 2,439           | 488                              | 166                      | 33.99                                 |
| 5,179                               | 2,622            | 2,557           | 531                              | 183                      | 34.47                                 |
| 5,231                               | 2,695            | 2,536           | 465                              | 152                      | 32.74                                 |
| 5,287                               | 2,718            | 2,568           | 450                              | 149                      | 33.10                                 |
| 4,905                               | 2,497            | 2,408           | 405                              | 132                      | 32.67                                 |
| 5,408                               | 2,805            | 2,603           | 392                              | 128                      | 32.74                                 |
| 5,171                               | 2,603            | 2,568           | 378                              | 123                      | 32.43                                 |
| Annual Rate of Increase (%)         |                  |                 |                                  |                          |                                       |
| 8.89                                | 10.16            | 7.77            | 8.81                             | -11.15                   | -18.34                                |
| 0.63                                | -5.78            | 6.45            | -0.21                            | 7.67                     | 7.85                                  |
| 9.03                                | 7.54             | 10.23           | 3.16                             | 6.03                     | 2.82                                  |
| 4.94                                | 10.44            | 0.62            | 4.98                             | 6.75                     | 1.68                                  |
| 13.81                               | 26.85            | 2.58            | 2.34                             | -0.65                    | -2.92                                 |
| 2.92                                | 2.31             | 3.56            | 0.83                             | 0.71                     | -0.12                                 |
| 1.27                                | -2.27            | 4.99            | -18.74                           | -17.66                   | 1.33                                  |
| 6.42                                | 11.22            | 1.71            | 2.78                             | 5.60                     | 2.74                                  |
| 2.55                                | 0.38             | 4.87            | 8.82                             | 10.34                    | 1.39                                  |
| 0.99                                | 2.78             | -0.85           | -12.53                           | -16.91                   | -5.00                                 |
| 1.07                                | 0.87             | 1.28            | -3.15                            | -2.10                    | 1.08                                  |
| -7.21                               | -8.15            | -6.23           | -10.00                           | -11.17                   | -1.30                                 |
| 10.26                               | 12.34            | 8.09            | -3.12                            | -2.91                    | 0.22                                  |
| -4.39                               | -7.21            | -1.35           | -3.58                            | -4.48                    | -0.93                                 |

表 52 歷 年 醫 院 平 均 住 院 日 數

單位：日、%

| 年別<br>Year |      | 一 般 病 床    General Beds |                        |                               |                        |                               |                     |                      |
|------------|------|-------------------------|------------------------|-------------------------------|------------------------|-------------------------------|---------------------|----------------------|
|            |      | 合 計<br>Total            | 急 性 病 床 Acute Beds     |                               | 慢 性 病 床 Chronic Beds   |                               |                     |                      |
|            |      |                         | 急性一般病床<br>General Beds | 急性精神病床<br>Psychiatric<br>Beds | 慢性一般病床<br>General Beds | 慢性精神病床<br>Psychiatric<br>Beds | 慢性結核病床<br>T.B. Beds | 癩病病床<br>Leprosy Beds |
|            |      | 平 均 住 院 日 數             |                        |                               |                        |                               |                     |                      |
| 80年        | 1991 | ...                     | ...                    | ...                           | ...                    | ...                           | ...                 | ...                  |
| 81年        | 1992 | ...                     | 7.31                   | ...                           | ...                    | ...                           | ...                 | ...                  |
| 82年        | 1993 | 10.11                   | 8.34                   | 32.16                         | 50.06                  | 220.12                        | 58.37               | 3,096.63             |
| 83年        | 1994 | 10.37                   | 8.07                   | 23.89                         | 42.84                  | 464.75                        | 76.01               | 4,027.90             |
| 84年        | 1995 | 10.35                   | 8.09                   | 36.65                         | 56.02                  | 636.15                        | 27.99               | 3,480.12             |
| 85年        | 1996 | 9.60                    | 7.56                   | 39.00                         | 37.54                  | 709.31                        | 22.82               | 3,267.13             |
| 86年        | 1997 | 9.32                    | 7.26                   | 35.68                         | 22.65                  | 316.97                        | 23.18               | 3,410.57             |
| 87年        | 1998 | 8.75                    | 6.98                   | 37.73                         | 25.33                  | 118.49                        | 25.86               | 6,110.31             |
| 88年        | 1999 | 8.82                    | 7.12                   | 34.26                         | 21.01                  | 149.09                        | 21.36               | 4,662.89             |
| 89年        | 2000 | 8.66                    | 6.83                   | 33.42                         | 25.00                  | 204.95                        | 23.00               | 2,222.65             |
| 90年        | 2001 | 8.81                    | 6.89                   | 30.75                         | 20.46                  | 156.24                        | 19.38               | 9,473.06             |
| 91年        | 2002 | 8.85                    | 6.84                   | 28.34                         | 22.91                  | 192.67                        | 54.15               | 13,369.20            |
| 92年        | 2003 | 9.41                    | 7.12                   | 29.88                         | 24.37                  | 223.25                        | 53.57               | 4,856.75             |
| 93年        | 2004 | 9.45                    | 7.22                   | 30.77                         | 25.14                  | 255.46                        | 27.64               | 4,213.80             |
| 94年        | 2005 | 9.48                    | 7.17                   | 32.41                         | 24.23                  | 239.42                        | 20.05               | 4,751.81             |
|            |      | 年 增 率 (%)               |                        |                               |                        |                               |                     |                      |
| 81年        | 1992 | ...                     | ...                    | ...                           | ...                    | ...                           | ...                 | ...                  |
| 82年        | 1993 | ...                     | 14.09                  | ...                           | ...                    | ...                           | ...                 | ...                  |
| 83年        | 1994 | 2.59                    | -3.21                  | -25.71                        | -14.42                 | 111.14                        | 30.21               | 30.07                |
| 84年        | 1995 | -0.22                   | 0.16                   | 53.40                         | 30.77                  | 36.88                         | -63.18              | -13.60               |
| 85年        | 1996 | -7.28                   | -6.53                  | 6.43                          | -33.00                 | 11.50                         | -18.47              | -6.12                |
| 86年        | 1997 | -2.88                   | -3.89                  | -8.52                         | -39.65                 | -55.31                        | 1.61                | 4.39                 |
| 87年        | 1998 | -6.07                   | -3.90                  | 5.74                          | 11.81                  | -62.62                        | 11.55               | 79.16                |
| 88年        | 1999 | 0.72                    | 1.97                   | -9.19                         | -17.07                 | 25.83                         | -17.39              | -23.69               |
| 89年        | 2000 | -1.72                   | -4.09                  | -2.47                         | 19.02                  | 37.46                         | 7.68                | -52.33               |
| 90年        | 2001 | 1.73                    | 0.94                   | -7.99                         | -18.15                 | -23.77                        | -15.77              | 326.21               |
| 91年        | 2002 | 0.37                    | -0.72                  | -7.81                         | 11.96                  | 23.32                         | 179.46              | 41.13                |
| 92年        | 2003 | 6.37                    | 4.14                   | 5.43                          | 6.38                   | 15.87                         | -1.07               | -63.67               |
| 93年        | 2004 | 0.43                    | 1.35                   | 2.98                          | 3.15                   | 14.43                         | -48.39              | -13.24               |
| 94年        | 2005 | 0.32                    | -0.63                  | 5.30                          | -3.62                  | -6.28                         | -27.49              | 12.77                |

**Table 52 Average Length of Stay of Hospital Beds, 1994-2005**

Unit : Day、%

| 合 計<br>Total                | 特 殊 病 床 Special Beds           |                           |                             |                        |  |                                      |                                  | 未登記 Un-registered                     |                                    |
|-----------------------------|--------------------------------|---------------------------|-----------------------------|------------------------|--|--------------------------------------|----------------------------------|---------------------------------------|------------------------------------|
|                             | 加護病床<br>Intensive<br>Care Beds | 燒傷病床<br>Burn Care<br>Beds | 嬰兒病床<br>Infant Care<br>Beds | 嬰兒床<br>Nursery<br>Beds | 安寧療護<br>病床<br>Hospice<br>Palliative<br>Care Beds | 呼吸照護病床<br>Respirational<br>Care Beds | 急性結核<br>病床<br>Acute T.B.<br>Beds | 精神療養床<br>Psychiatric<br>Custodial Bed | 其他療養床<br>Other<br>Custodial<br>Bed |
| Average Length of Stay      |                                |                           |                             |                        |  |                                      |                                  |                                       |                                    |
| ...                         | ...                            | ...                       | ...                         | ...                    | ...  | ...                                  | ...                              | ...                                   | ...                                |
| ...                         | 5.62                           | 12.19                     | ...                         | ...                    | ...  | ...                                  | ...                              | ...                                   | ...                                |
| 5.83                        | 7.75                           | 18.62                     | ...                         | 4.80                   | ...  | ...                                  | ...                              | ...                                   | 183.43                             |
| 5.84                        | 7.32                           | 9.77                      | ...                         | 4.93                   | ...  | ...                                  | ...                              | ...                                   | 65.80                              |
| 5.73                        | 8.01                           | 11.33                     | ...                         | 4.32                   | ...  | ...                                  | ...                              | 3,234.27                              | 93.45                              |
| 5.52                        | 7.13                           | 12.65                     | ...                         | 4.23                   | ...  | ...                                  | ...                              | 25.39                                 | 72.29                              |
| 5.83                        | 7.53                           | 13.35                     | 7.73                        | 4.23                   | ...  | ...                                  | ...                              | 68.09                                 | 33.80                              |
| 6.11                        | 8.19                           | 11.22                     | 8.20                        | 3.92                   | ...  | ...                                  | ...                              | 934.64                                | 70.39                              |
| 6.35                        | 8.66                           | 14.62                     | 6.39                        | 4.04                   | 12.37  | ...                                  | ...                              | 819.99                                | 40.57                              |
| 6.23                        | 8.58                           | 13.49                     | 6.69                        | 3.96                   | 8.40   | ...                                  | ...                              | 1,560.84                              | 35.74                              |
| 6.97                        | 8.31                           | 12.00                     | 6.85                        | 3.96                   | 11.00  | 44.60                                | ...                              | 1,098.39                              | 22.32                              |
| 8.22                        | 9.23                           | 10.84                     | 7.13                        | 3.97                   | 10.51  | 61.14                                | ...                              | 853.38                                | 27.44                              |
| 9.44                        | 9.44                           | 11.43                     | 7.39                        | 3.82                   | 13.44  | 66.21                                | 76.90                            | 1,264.44                              | 29.64                              |
| 10.21                       | 9.53                           | 10.74                     | 6.78                        | 3.84                   | 14.12  | 70.02                                | 39.75                            | 1,037.45                              | 29.86                              |
| 10.67                       | 9.17                           | 10.63                     | 6.59                        | 3.83                   | 14.44  | 75.49                                | 27.26                            | 757.04                                | 35.24                              |
| Annual Rate of Increase (%) |                                |                           |                             |                        |  |                                      |                                  |                                       |                                    |
| ...                         | ...                            | ...                       | ...                         | ...                    | ...  | ...                                  | ...                              | ...                                   | ...                                |
| ...                         | 37.90                          | 52.75                     | ...                         | ...                    | ...  | ...                                  | ...                              | ...                                   | ...                                |
| 0.22                        | -5.58                          | -47.56                    | ...                         | 2.75                   | ...  | ...                                  | ...                              | ...                                   | -64.13                             |
| -1.98                       | 9.47                           | 16.05                     | ...                         | -12.44                 | ...  | ...                                  | ...                              | ...                                   | 42.02                              |
| -3.67                       | -10.94                         | 11.67                     | ...                         | -1.94                  | ...  | ...                                  | ...                              | -99.21                                | -22.64                             |
| 5.66                        | 5.62                           | 5.53                      | ...                         | -0.19                  | ...  | ...                                  | ...                              | 168.17                                | -53.24                             |
| 4.77                        | 8.72                           | -15.95                    | 6.16                        | -7.34                  | ...  | ...                                  | ...                              | 1,272.73                              | 108.27                             |
| 3.87                        | 5.75                           | 30.28                     | -22.15                      | 3.13                   | ...  | ...                                  | ...                              | -12.27                                | -42.36                             |
| -1.74                       | -0.91                          | -7.77                     | 4.70                        | -1.88                  | -32.06   | ...                                  | ...                              | 90.35                                 | -11.92                             |
| 11.83                       | -3.25                          | -11.04                    | 2.46                        | -0.13                  | 30.90  | ...                                  | ...                              | -29.63                                | -37.55                             |
| 17.86                       | 11.19                          | -9.62                     | 4.03                        | 0.22                   | -4.51  | 37.09                                | ...                              | -22.31                                | 22.97                              |
| 14.89                       | 2.23                           | 5.35                      | 3.64                        | -3.62                  | 27.91  | 8.30                                 | ...                              | 48.17                                 | 8.02                               |
| 8.16                        | 0.95                           | -6.03                     | -8.22                       | 0.33                   | 5.06   | 5.75                                 | -48.31                           | -17.95                                | 0.75                               |
| 4.48                        | -3.76                          | -1.02                     | -2.86                       | -0.07                  | 2.25   | 7.81                                 | -31.42                           | -27.03                                | 18.01                              |

表 53 歷 年 醫 院 佔 床 率

單位：%

| 年別<br>Year |      | 一 般 病 床 General Beds |                        |                               |                        |                               |                     |                         |
|------------|------|----------------------|------------------------|-------------------------------|------------------------|-------------------------------|---------------------|-------------------------|
|            |      | 合 計<br>Total         | 急 性 病 床 Acute Beds     |                               | 慢 性 病 床 Chronic Beds   |                               |                     |                         |
|            |      |                      | 急性一般病床<br>General Beds | 急性精神病床<br>Psychiatric<br>Beds | 慢性一般病床<br>General Beds | 慢性精神病床<br>Psychiatric<br>Beds | 慢性結核病床<br>T.B. Beds | 癩病病床<br>Leprosy<br>Beds |
|            |      | 佔 床 率                |                        |                               |                        |                               |                     |                         |
| 80年        | 1991 | ...                  | ...                    | ...                           | ...                    | ...                           | ...                 | ...                     |
| 81年        | 1992 | ...                  | 71.97                  | ...                           | ...                    | ...                           | ...                 | ...                     |
| 82年        | 1993 | 74.09                | 73.33                  | 69.68                         | 60.43                  | 86.03                         | 76.21               | 61.22                   |
| 83年        | 1994 | 74.36                | 72.88                  | 70.97                         | 72.41                  | 85.92                         | 70.52               | 59.10                   |
| 84年        | 1995 | 69.72                | 69.66                  | 69.44                         | 46.83                  | 82.67                         | 43.27               | 57.01                   |
| 85年        | 1996 | 67.31                | 66.68                  | 67.13                         | 49.38                  | 81.83                         | 53.21               | 55.37                   |
| 86年        | 1997 | 64.66                | 63.87                  | 68.08                         | 36.18                  | 84.92                         | 26.82               | 51.49                   |
| 87年        | 1998 | 62.60                | 63.38                  | 74.21                         | 35.76                  | 67.37                         | 33.11               | 49.54                   |
| 88年        | 1999 | 64.66                | 64.70                  | 71.50                         | 34.22                  | 80.59                         | 31.45               | 47.41                   |
| 89年        | 2000 | 64.01                | 63.26                  | 73.30                         | 35.77                  | 78.62                         | 52.50               | 97.43                   |
| 90年        | 2001 | 68.67                | 66.87                  | 78.67                         | 44.53                  | 86.62                         | 53.17               | 92.28                   |
| 91年        | 2002 | 69.97                | 67.61                  | 81.49                         | 53.37                  | 86.95                         | 56.28               | 81.40                   |
| 92年        | 2003 | 68.54                | 64.78                  | 82.82                         | 55.62                  | 89.13                         | 57.93               | 98.05                   |
| 93年        | 2004 | 71.13                | 68.18                  | 82.96                         | 55.41                  | 88.85                         | 55.54               | 91.14                   |
| 94年        | 2005 | 69.15                | 66.27                  | 81.97                         | 55.85                  | 83.69                         | 32.61               | 92.50                   |
|            |      | 年 增 率 (%)            |                        |                               |                        |                               |                     |                         |
| 81年        | 1992 | ...                  | ...                    | ...                           | ...                    | ...                           | ...                 | ...                     |
| 82年        | 1993 | ...                  | 1.89                   | ...                           | ...                    | ...                           | ...                 | ...                     |
| 83年        | 1994 | 0.36                 | -0.62                  | 1.84                          | 19.83                  | -0.13                         | -7.46               | -3.47                   |
| 84年        | 1995 | -6.23                | -4.42                  | -2.15                         | -35.33                 | -3.78                         | -38.64              | -3.53                   |
| 85年        | 1996 | -3.46                | -4.27                  | -3.33                         | 5.46                   | -1.01                         | 22.96               | -2.88                   |
| 86年        | 1997 | -3.94                | -4.21                  | 1.42                          | -26.73                 | 3.77                          | -49.60              | -7.01                   |
| 87年        | 1998 | -3.18                | -0.77                  | 9.01                          | -1.16                  | -20.66                        | 23.47               | -3.79                   |
| 88年        | 1999 | 3.29                 | 2.08                   | -3.65                         | -4.31                  | 19.61                         | -5.01               | -4.29                   |
| 89年        | 2000 | -1.00                | -2.23                  | 2.51                          | 4.53                   | -2.44                         | 66.91               | 105.50                  |
| 90年        | 2001 | 7.27                 | 5.71                   | 7.33                          | 24.48                  | 10.16                         | 1.29                | -5.29                   |
| 91年        | 2002 | 1.89                 | 1.12                   | 3.58                          | 19.85                  | 0.39                          | 5.84                | -11.79                  |
| 92年        | 2003 | -2.03                | -4.19                  | 1.63                          | 4.22                   | 2.51                          | 2.94                | 20.46                   |
| 93年        | 2004 | 3.78                 | 5.25                   | 0.16                          | -0.38                  | -0.31                         | -4.13               | -7.04                   |
| 94年        | 2005 | -2.79                | -2.80                  | -1.19                         | 0.81                   | -5.81                         | -41.29              | 1.49                    |

**Table 53 Occupancy Rate of Hospital Beds, 1994-2005**

Unit : %

| 特 殊 病 床 Special Beds        |                                |                           |                             |                        |  |  |                                  | 未 登 記 Un-registered                      |                                    | 精神日間<br>治療<br>Psychiatric<br>Day Care |
|-----------------------------|--------------------------------|---------------------------|-----------------------------|------------------------|--|--|----------------------------------|--|------------------------------------|---------------------------------------|
| 合 計<br>Total                | 加護病床<br>Intensive<br>Care Beds | 燒傷病床<br>Burn Care<br>Beds | 嬰兒病床<br>Infant Care<br>Beds | 嬰兒床<br>Nursery<br>Beds | 安寧療護<br>病床<br>Hospice<br>Palliative<br>Care Beds | 呼吸照護病<br>床<br>Respirational<br>Care Beds | 急性結核<br>病床<br>Acute T.B.<br>Beds | 精神療養床<br>Psychiatric<br>Custodial<br>Bed | 其他療養床<br>Other<br>Custodial<br>Bed |                                       |
| Occupancy Rate              |                                |                           |                             |                        |  |  |                                  |  |                                    |                                       |
| ...                         | ...                            | ...                       | ...                         | ...                    | ...  | ...                                      | ...                              | ...                                      | ...                                | ...                                   |
| ...                         | 63.32                          | 42.18                     | ...                         | ...                    | ...  | ...                                      | ...                              | ...                                      | ...                                | ...                                   |
| 59.54                       | 73.29                          | 66.04                     | ...                         | 52.25                  | ...  | ...                                      | ...                              | ...                                      | ...                                | ...                                   |
| 60.67                       | 74.93                          | 53.40                     | ...                         | 52.71                  | ...  | ...                                      | ...                              | ...                                      | ...                                | ...                                   |
| 58.38                       | 70.88                          | 53.45                     | ...                         | 49.40                  | ...  | ...                                      | ...                              | ...                                      | ...                                | ...                                   |
| 55.11                       | 70.12                          | 48.23                     | ...                         | 44.16                  | ...  | ...                                      | ...                              | ...                                      | ...                                | ...                                   |
| 51.54                       | 66.52                          | 43.01                     | 39.85                       | 42.93                  | ...  | ...                                      | ...                              | ...                                      | ...                                | ...                                   |
| 47.49                       | 67.97                          | 34.23                     | 37.89                       | 33.41                  | ...  | ...                                      | ...                              | 63.63                                    | 113.35                             | ...                                   |
| 50.07                       | 67.78                          | 38.43                     | 45.40                       | 35.08                  | 45.36  | ...                                      | ...                              | 63.97                                    | 99.22                              | 52.25                                 |
| 51.31                       | 63.94                          | 39.09                     | 52.23                       | 38.08                  | 61.40  | ...                                      | ...                              | 65.92                                    | 88.54                              | 48.86                                 |
| 51.19                       | 68.45                          | 41.02                     | 48.21                       | 34.91                  | 60.78  | 45.94                                    | ...                              | 67.12                                    | 73.63                              | 47.30                                 |
| 52.94                       | 69.61                          | 44.79                     | 49.70                       | 34.86                  | 59.26  | 51.22                                    | ...                              | 67.59                                    | 74.25                              | 54.77                                 |
| 54.80                       | 70.17                          | 44.08                     | 43.13                       | 32.00                  | 57.67  | 61.50                                    | 88.49                            | 67.88                                    | 68.02                              | 55.38                                 |
| 57.92                       | 72.12                          | 46.85                     | 44.26                       | 32.87                  | 61.34  | 65.38                                    | 67.88                            | 71.70                                    | 71.68                              | 57.28                                 |
| 60.86                       | 73.25                          | 46.69                     | 46.58                       | 33.83                  | 60.16  | 70.56                                    | 32.23                            | 75.34                                    | 77.54                              | 56.84                                 |
| Annual Rate of Increase (%) |                                |                           |                             |                        |  |  |                                  |  |                                    |                                       |
| ...                         | ...                            | ...                       | ...                         | ...                    | ...  | ...                                      | ...                              | ...                                      | ...                                | ...                                   |
| ...                         | 15.74                          | 56.56                     | ...                         | ...                    | ...  | ...                                      | ...                              | ...                                      | ...                                | ...                                   |
| 1.90                        | 2.24                           | -19.13                    | ...                         | 0.88                   | ...  | ...                                      | ...                              | ...                                      | ...                                | ...                                   |
| -3.77                       | -5.41                          | 0.09                      | ...                         | -6.30                  | ...  | ...                                      | ...                              | ...                                      | ...                                | ...                                   |
| -5.61                       | -1.07                          | -9.78                     | ...                         | -10.60                 | ...  | ...                                      | ...                              | ...                                      | ...                                | ...                                   |
| -6.48                       | -5.14                          | -10.82                    | ...                         | -2.79                  | ...  | ...                                      | ...                              | ...                                      | ...                                | ...                                   |
| -7.85                       | 2.19                           | -20.42                    | -4.93                       | -22.17                 | ...  | ...                                      | ...                              | ...                                      | ...                                | ...                                   |
| 5.43                        | -0.28                          | 12.27                     | 19.83                       | 4.99                   | ...  | ...                                      | ...                              | 0.53                                     | -12.46                             | ...                                   |
| 2.48                        | -5.67                          | 1.74                      | 15.05                       | 8.56                   | 35.38  | ...                                      | ...                              | 3.05                                     | -10.77                             | -6.49                                 |
| -0.24                       | 7.05                           | 4.92                      | -7.70                       | -8.31                  | -1.02  | ...                                      | ...                              | 1.83                                     | -16.84                             | -3.20                                 |
| 3.43                        | 1.70                           | 9.20                      | 3.08                        | -0.14                  | -2.51  | 11.49                                    | ...                              | 0.69                                     | 0.85                               | 15.79                                 |
| 3.51                        | 0.81                           | -1.59                     | -13.21                      | -8.22                  | -2.68  | 20.07                                    | ...                              | 0.44                                     | -8.39                              | 1.13                                  |
| 5.70                        | 2.78                           | 6.29                      | 2.63                        | 2.73                   | 6.37   | 6.31                                     | -23.29                           | 5.63                                     | 5.38                               | 3.42                                  |
| 5.08                        | 1.57                           | -0.33                     | 5.23                        | 2.92                   | -1.93  | 7.91                                     | -52.52                           | 5.06                                     | 8.17                               | -0.77                                 |



表 54 歷 年 特 定 醫 療 技 術 檢 查 檢 驗 醫 療 儀 器 使 用 人 次

單位：人次、%

| 年 別 Year |      |         |                  | 特定醫療技術檢查檢驗醫療儀器療設備                              |                                    |                                      |
|----------|------|---------|------------------|--|------------------------------------|--------------------------------------|
|          |      |         |                  | 震波骨科治療機<br>Extracorporeal Shock Wave Treatment | 電腦斷層掃描儀<br>Computerized Tomography | 磁共振造影機<br>Magnetic Resonance Imaging |
|          |      |         |                  | 使用人次   |                                    |                                      |
| 89年      | 2000 | 合 計     | Total            | ...  | 689,837                            | 172,812                              |
|          |      | 公 立 醫 院 | Public Hospital  | ...  | 224,120                            | 55,489                               |
|          |      | 私 立 醫 院 | Private Hospital | ...  | 465,717                            | 117,323                              |
| 90年      | 2001 | 合 計     | Total            | ...  | 707,235                            | 194,006                              |
|          |      | 公 立 醫 院 | Public Hospital  | ...  | 227,650                            | 68,007                               |
|          |      | 私 立 醫 院 | Private Hospital | ...  | 479,585                            | 125,999                              |
| 91年      | 2002 | 合 計     | Total            | ...  | 806,864                            | 243,392                              |
|          |      | 公 立 醫 院 | Public Hospital  | ...  | 251,752                            | 80,205                               |
|          |      | 私 立 醫 院 | Private Hospital | ...  | 555,112                            | 163,187                              |
| 92年      | 2003 | 合 計     | Total            | 260  | 849,518                            | 276,022                              |
|          |      | 公 立 醫 院 | Public Hospital  | 3  | 262,463                            | 88,333                               |
|          |      | 私 立 醫 院 | Private Hospital | 257  | 587,055                            | 187,689                              |
| 93年      | 2004 | 合 計     | Total            | 669  | 978,265                            | 327,337                              |
|          |      | 公 立 醫 院 | Public Hospital  | -  | 301,299                            | 99,953                               |
|          |      | 私 立 醫 院 | Private Hospital | 669  | 676,966                            | 227,384                              |
| 94年      | 2005 | 合 計     | Total            | 2,176  | 981,805                            | 316,922                              |
|          |      | 公 立 醫 院 | Public Hospital  | 232  | 302,441                            | 92,496                               |
|          |      | 私 立 醫 院 | Private Hospital | 1,944  | 679,364                            | 224,426                              |
|          |      |         |                  | 年 增 率 (%)                                      |                                    |                                      |
| 90年      | 2001 | 合 計     | Total            | ...  | 2.52                               | 12.26                                |
|          |      | 公 立 醫 院 | Public Hospital  | ...  | 1.58                               | 22.56                                |
|          |      | 私 立 醫 院 | Private Hospital | ...  | 2.98                               | 7.39                                 |
| 91年      | 2002 | 合 計     | Total            | ...  | 14.09                              | 25.46                                |
|          |      | 公 立 醫 院 | Public Hospital  | ...  | 10.59                              | 17.94                                |
|          |      | 私 立 醫 院 | Private Hospital | ...  | 15.75                              | 29.51                                |
| 92年      | 2003 | 合 計     | Total            | ...  | 5.29                               | 13.41                                |
|          |      | 公 立 醫 院 | Public Hospital  | ...  | 4.25                               | 10.13                                |
|          |      | 私 立 醫 院 | Private Hospital | ...  | 5.75                               | 15.01                                |
| 93年      | 2004 | 合 計     | Total            | 157.31   | 15.16                              | 18.59                                |
|          |      | 公 立 醫 院 | Public Hospital  | ...  | 14.80                              | 13.15                                |
|          |      | 私 立 醫 院 | Private Hospital | 160.31   | 15.32                              | 21.15                                |
| 94年      | 2005 | 合 計     | Total            | 225.26   | 0.36                               | -3.18                                |
|          |      | 公 立 醫 院 | Public Hospital  | ...  | 0.38                               | -7.46                                |
|          |      | 私 立 醫 院 | Private Hospital | 190.58   | 0.35                               | -1.30                                |

**Table 54 Medical Devices Utilization**

Unit : No. 、%

| Medical Devices                 |   |  |  |  |                          |  |                               |
|---------------------------------|---|--|--|--|--------------------------|--|-------------------------------|
| 電腦斷層掃描<br>模擬定位儀<br>CT Simulator | 高能遠距放射<br>治療設備<br>High-energy<br>Teletherapy<br>Equipment | 近接式放射治<br>療設備<br>Radiation<br>Brachytherapy<br>Machine | 核子醫學設備<br>Instrument of<br>Nuclear<br>Medicine | 正子斷層掃<br>描設備<br>Positron<br>Emission<br>Tomography | 醫用迴旋加<br>速器<br>Cyclotron | 體外震波碎石機<br>Extracorporeal<br>Shock Wave<br>Lithotripsy | 高壓氧設備<br>Hyperbaric<br>Oxygen |
| No.                             |   |  |  |  |                          |  |                               |
| ...                             | 618,919   | ...  | ...  | ...  | ...                      | 63,024   | ...                           |
| ...                             | 277,389   | ...  | ...  | ...  | ...                      | 11,545   | ...                           |
| ...                             | 341,530   | ...  | ...  | ...  | ...                      | 51,479   | ...                           |
| ...                             | 702,384   | ...  | ...  | ...  | ...                      | 61,498   | ...                           |
| ...                             | 294,241   | ...  | ...  | ...  | ...                      | 12,884   | ...                           |
| ...                             | 408,143   | ...  | ...  | ...  | ...                      | 48,614   | ...                           |
| ...                             | 883,407   | ...  | ...  | ...  | ...                      | 62,845   | ...                           |
| ...                             | 384,248   | ...  | ...  | ...  | ...                      | 13,702   | ...                           |
| ...                             | 499,159   | ...  | ...  | ...  | ...                      | 49,143   | ...                           |
| ...                             | 962,042   | ...  | ...  | ...  | ...                      | 65,323   | ...                           |
| ...                             | 390,108   | ...  | ...  | ...  | ...                      | 13,369   | ...                           |
| ...                             | 571,934   | ...  | ...  | ...  | ...                      | 51,954   | ...                           |
| ...                             | 1,004,951   | ...  | ...  | ...  | ...                      | 70,036   | ...                           |
| ...                             | 452,488   | ...  | ...  | ...  | ...                      | 13,619   | ...                           |
| ...                             | 552,463   | ...  | ...  | ...  | ...                      | 56,417   | ...                           |
| 14,698                          | 1,146,733   | 7,099  | 291,410  | 14,673   | 9,207                    | 75,414   | 70,522                        |
| 4,330                           | 504,022   | 1,758  | 71,567   | 3,825  | 1,321                    | 15,913   | 29,880                        |
| 10,368                          | 642,711   | 5,341  | 219,843  | 10,848   | 7,886                    | 59,501   | 40,642                        |
| Annual Rate of Increase (%)     |   |  |  |  |                          |  |                               |
| ...                             | 13.49   | ...  | ...  | ...  | ...                      | -2.42  | ...                           |
| ...                             | 6.08  | ...  | ...  | ...  | ...                      | 11.60  | ...                           |
| ...                             | 19.50   | ...  | ...  | ...  | ...                      | -5.57  | ...                           |
| ...                             | 25.77   | ...  | ...  | ...  | ...                      | 2.19   | ...                           |
| ...                             | 30.59   | ...  | ...  | ...  | ...                      | 6.35   | ...                           |
| ...                             | 22.30   | ...  | ...  | ...  | ...                      | 1.09   | ...                           |
| ...                             | 8.90  | ...  | ...  | ...  | ...                      | 3.94   | ...                           |
| ...                             | 1.53  | ...  | ...  | ...  | ...                      | -2.43  | ...                           |
| ...                             | 14.58   | ...  | ...  | ...  | ...                      | 5.72   | ...                           |
| ...                             | 4.46  | ...  | ...  | ...  | ...                      | 7.21   | ...                           |
| ...                             | 15.99   | ...  | ...  | ...  | ...                      | 1.87   | ...                           |
| ...                             | -3.40   | ...  | ...  | ...  | ...                      | 8.59   | ...                           |
| ...                             | 14.11   | ...  | ...  | ...  | ...                      | 7.68   | ...                           |
| ...                             | 11.39   | ...  | ...  | ...  | ...                      | 16.84  | ...                           |
| ...                             | 16.34   | ...  | ...  | ...  | ...                      | 5.47   | ...                           |

表 55 歷年醫院死亡、解剖、轉診及院內感染病例數

單位：人數、人次、病例數

| 年別 Year |      |      |                  | 粗死亡人數<br>Crude Death Toll | 淨死亡人數<br>Net Death Toll |
|---------|------|------|------------------|---------------------------|-------------------------|
| 89年     | 2000 | 合計   | Total            | 48,656                    | 31,412                  |
|         |      | 公立醫院 | Public Hospital  | 15,872                    | 10,533                  |
|         |      | 私立醫院 | Private Hospital | 32,784                    | 20,879                  |
| 90年     | 2001 | 合計   | Total            | 46,590                    | 31,209                  |
|         |      | 公立醫院 | Public Hospital  | 15,744                    | 11,702                  |
|         |      | 私立醫院 | Private Hospital | 30,846                    | 19,507                  |
| 91年     | 2002 | 合計   | Total            | 46,805                    | 34,943                  |
|         |      | 公立醫院 | Public Hospital  | 15,953                    | 12,808                  |
|         |      | 私立醫院 | Private Hospital | 30,852                    | 22,135                  |
| 92年     | 2003 | 合計   | Total            | 51,044                    | 38,155                  |
|         |      | 公立醫院 | Public Hospital  | 15,579                    | 12,167                  |
|         |      | 私立醫院 | Private Hospital | 35,465                    | 25,988                  |
| 93年     | 2004 | 合計   | Total            | 52,026                    | 38,360                  |
|         |      | 公立醫院 | Public Hospital  | 16,803                    | 12,537                  |
|         |      | 私立醫院 | Private Hospital | 35,223                    | 25,823                  |
| 94年     | 2005 | 合計   | Total            | 54,319                    | 39,855                  |
|         |      | 公立醫院 | Public Hospital  | 17,900                    | 13,433                  |
|         |      | 私立醫院 | Private Hospital | 36,419                    | 26,422                  |

**Table 55 Number of Death, Referral and Nosocomial Infection**

Unit : Person 、No.

| 解剖人數<br>Body Dissected | 轉診人次 Referral Person |                | 院內感染病例數<br>Number of Nosocomial<br>Infection |
|------------------------|----------------------|----------------|--|
|                        | 轉入 Return            | 轉出 Referral to |  |
| 317                    | 319,474              | 135,716        | ...  |
| 102                    | 59,467               | 25,267         | ...  |
| 215                    | 260,007              | 110,449        | ...  |
| 345                    | 347,546              | 135,472        | ...  |
| 170                    | 64,743               | 25,137         | ...  |
| 175                    | 282,803              | 110,335        | ...  |
| 369                    | 355,668              | 132,700        | ...  |
| 135                    | 67,508               | 29,030         | ...  |
| 234                    | 288,160              | 103,670        | ...  |
| 345                    | 401,493              | 131,996        | ...  |
| 145                    | 80,464               | 27,441         | ...  |
| 200                    | 321,029              | 104,555        | ...  |
| 224                    | 441,286              | 146,139        | 79,342                                       |
| 78                     | 97,756               | 31,803         | 24,920                                       |
| 146                    | 343,530              | 114,336        | 54,422                                       |
| 232                    | 572,385              | 173,308        | 79,968                                       |
| 93                     | 148,076              | 38,842         | 27,273                                       |
| 139                    | 424,309              | 134,466        | 52,695                                       |

# 參、94年醫院服務量表

Hospital Utilization Form

# 臺 灣 地 區

## 公 私 立 醫 院 醫 療 服 務 量 表

### 中 華 民 國 九 十 四 年

| 統 一 代 碼 |  |       |  |  |  |       |  |  |  | 型 態 別 |  | 評 鑑 等 級 |  |  |  |
|---------|--|-------|--|--|--|-------|--|--|--|-------|--|---------|--|--|--|
| 權 屬 別   |  | 地 區 別 |  |  |  | 流 水 號 |  |  |  |       |  |         |  |  |  |
|         |  |       |  |  |  |       |  |  |  |       |  |         |  |  |  |

醫院名稱：\_\_\_\_\_

醫院地址：\_\_\_\_\_

縣 鄉 鎮 村 街 巷 號  
市 市 區 里 路 段 弄 樓

承 辦 人：\_\_\_\_\_ 聯絡電話：(\_\_\_\_) \_\_\_\_\_

## 行 政 院 衛 生 署

表一、病床數、住院人日及住院人次統計

單位：床、人日、人次

| 病 床 別            |           |         | 開 放<br>病床數          |                     | 實際使用<br>病 床 數       |                     | 住院人日         |              | 住院人次         |              | 健 保<br>保險床數         |                     |
|------------------|-----------|---------|---------------------|---------------------|---------------------|---------------------|--------------|--------------|--------------|--------------|---------------------|---------------------|
|                  |           |         | (93 年<br>12 月<br>底) | (94 年<br>12 月<br>底) | (93 年<br>12 月<br>底) | (94 年<br>12 月<br>底) | (93 年<br>全年) | (94 年<br>全年) | (93 年<br>全年) | (94 年<br>全年) | (93 年<br>12 月<br>底) | (94 年<br>12 月<br>底) |
| 總 計              |           |         |                     |                     |                     |                     |              |              |              |              |                     |                     |
| 一<br>般<br>病<br>床 | 急性<br>病床  | 一 般 病 床 |                     |                     |                     |                     |              |              |              |              |                     |                     |
|                  |           | 精 神 病 床 |                     |                     |                     |                     |              |              |              |              |                     |                     |
|                  | 慢性<br>病床  | 一 般 病 床 |                     |                     |                     |                     |              |              |              |              |                     |                     |
|                  |           | 精 神 病 床 |                     |                     |                     |                     |              |              |              |              |                     |                     |
|                  |           | 結 核 病 床 |                     |                     |                     |                     |              |              |              |              |                     |                     |
|                  |           | 癩 病 病 床 |                     |                     |                     |                     |              |              |              |              |                     |                     |
| 特<br>殊<br>病<br>床 | 加 護 病 床   |         |                     |                     |                     |                     |              |              |              |              |                     |                     |
|                  | 燒 傷 病 床   |         |                     |                     |                     |                     |              |              |              |              |                     |                     |
|                  | 嬰 兒 病 床   |         |                     |                     |                     |                     |              |              |              |              |                     |                     |
|                  | 嬰 兒 床     |         |                     |                     |                     |                     |              |              |              |              |                     |                     |
|                  | 安寧療護病床    |         |                     |                     |                     |                     |              |              |              |              |                     |                     |
|                  | 呼吸照護病床    |         |                     |                     |                     |                     |              |              |              |              |                     |                     |
|                  | 急性結核病床    |         |                     |                     |                     |                     |              |              |              |              |                     |                     |
|                  | 手術恢復床     |         |                     |                     |                     | 勿需填寫                |              |              |              |              |                     |                     |
|                  | 洗腎治療床     |         |                     |                     |                     |                     |              |              |              |              |                     |                     |
|                  | 急診觀察床     |         |                     |                     |                     |                     |              |              |              |              |                     |                     |
| 其 他              |           |         |                     |                     |                     |                     |              |              |              |              |                     |                     |
| 未<br>登<br>記      | 精 神 養 護 床 |         |                     |                     |                     |                     |              |              |              |              |                     |                     |
|                  | 其 他 療 養 床 |         |                     |                     |                     |                     |              |              |              |              |                     |                     |
| 精神日間治療可收治人數      |           |         | 勿需填寫                |                     |                     |                     |              |              | 勿需填寫         |              |                     |                     |

註：請檢視列印於上之數字，若有異動請惠予更正。

表二、醫療服務量

| 類 別                  |             | 合 計    |        |
|----------------------|-------------|--------|--------|
|                      |             | 93 年全年 | 94 年全年 |
| 出 院 人 次              |             |        |        |
| 住 院 健 檢 人 次          |             |        |        |
| 手 術 人 次<br>(含剖腹產及流產) | 合 計         |        |        |
|                      | 門 診         |        |        |
|                      | 住 院         |        |        |
| 門 診 人 次              |             |        |        |
| 急 診 人 次              |             |        |        |
| 門 診 體 檢 人 次          |             |        |        |
| 接 生 人 次 ( 含 剖 腹 產 )  |             |        |        |
|                      | 剖 腹 產 人 次   |        |        |
| 洗 腎                  | 血 液 透 析 人 次 |        |        |
|                      | 腹 膜 透 析 人 次 |        |        |
| 粗 死 亡 人 數            |             |        |        |
| 淨 死 亡 人 數            |             |        |        |
| 解 剖 人 數              |             |        |        |
| 轉 診 人 次              | 轉 入         |        |        |
|                      | 轉 出         |        |        |
| 院 內 感 染 病 例 數        |             |        |        |



表三、特定醫療技術檢查檢驗醫療儀器統計

| 類 別  |                  | 年底使用設備數         |                 | 全年服務人次 |        |
|--|------------------|-----------------|-----------------|--------|--------|
|  |                  | (93 年<br>12 月底) | (94 年<br>12 月底) | (93 年) | (94 年) |
| 特<br>定<br>醫<br>療<br>技<br>術<br>檢<br>查<br>檢<br>驗<br>醫<br>療<br>儀<br>器 | 準分子雷射血管成形術系統     | 勿需填寫            |                 |        |        |
|  | 植入型心律去顫器(個)      |                 |                 |        |        |
|  | 冠狀動脈旋轉研磨鑽(個)     |                 |                 |        |        |
|  | 心房中膈缺損關閉器(個)     |                 |                 |        |        |
|  | 震波骨科治療機(台)       |                 |                 |        |        |
|  | 電腦斷層掃描儀(台)       |                 |                 |        |        |
|  | 磁共振造影機(台)        |                 |                 |        |        |
|  | 電腦斷層掃描模擬定位儀(台)   |                 |                 |        |        |
|  | 高能遠距放射治療設備(台)    |                 |                 |        |        |
|  | 近接式放射治療設備(台)     |                 |                 |        |        |
|  | 核子醫學設備(台)        |                 |                 |        |        |
|  | 正子斷層掃描設備(台)      |                 |                 |        |        |
|  | 醫用迴旋加速器(台)       |                 |                 |        |        |
|  | 體外震波碎石機(台)       |                 |                 |        |        |
|  | 高壓氧設備(台)         |                 |                 |        |        |
|  | 顱內血管支架(個)        | 勿需填寫            |                 |        |        |
|  | 人工耳蝸植入術(個)       |                 |                 |        |        |
|  | 臍帶血移植            |                 |                 |        |        |
|  | 腹主動脈支架(個)        |                 |                 |        |        |
|  | 電動式或氣動式左心室輔助器(個) |                 |                 |        |        |
| 其<br>他<br>設<br>備   | 手 術 台 (台)        |                 |                 | 勿需填寫   |        |
|  | 產 台 (台)          |                 |                 |        |        |
|  | 牙 科 治 療 台 (台)    |                 |                 |        |        |
|  | 門 診 診 間 (間)      |                 |                 |        |        |
|  | 救 護 車 (輛)        |                 |                 |        |        |

## 人力資源資料：（填寫 94 年 12 月底狀況）

表四、專科醫師人數統計

單位：人

| 類 別       | 專 任     |         | 兼 任     |         | 類 別               | 專 任     |         | 兼 任     |         |
|-----------|---------|---------|---------|---------|-------------------|---------|---------|---------|---------|
|           | 93年12月底 | 94年12月底 | 93年12月底 | 94年12月底 |                   | 93年12月底 | 94年12月底 | 93年12月底 | 94年12月底 |
| 家 庭 醫 學 科 |         |         |         |         | 復 健 科             |         |         |         |         |
| 內 科       |         |         |         |         | 整 型 外 科           |         |         |         |         |
| 外 科       |         |         |         |         | 麻 醉 科             |         |         |         |         |
| 小 兒 科     |         |         |         |         | 放 射 線 診 斷 科       |         |         |         |         |
| 婦 產 科     |         |         |         |         | 放 射 線 腫 瘤 科       |         |         |         |         |
| 骨 科       |         |         |         |         | 解 剖 病 理 科         |         |         |         |         |
| 神 經 科     |         |         |         |         | 臨 床 病 理 科         |         |         |         |         |
| 神 經 外 科   |         |         |         |         | 核 子 醫 學 科         |         |         |         |         |
| 泌 尿 科     |         |         |         |         | 口 腔 顎 面 外 科 (牙 科) |         |         |         |         |
| 耳 鼻 喉 科   |         |         |         |         | 口 腔 病 理 科 (牙 科)   |         |         |         |         |
| 眼 科       |         |         |         |         | 急 診 醫 學 科         |         |         |         |         |
| 皮 膚 科     |         |         |         |         | 職 業 醫 學 科         |         |         |         |         |
| 精 神 科     |         |         |         |         |                   |         |         |         |         |

表五、執業醫事人員數統計

| 類 別   | 人 數     |         | 類 別   | 人 數     |         | 類 別   | 人 數     |         |
|-------|---------|---------|-------|---------|---------|-------|---------|---------|
|       | 93年12月底 | 94年12月底 |       | 93年12月底 | 94年12月底 |       | 93年12月底 | 94年12月底 |
| 西 醫 師 |         |         | 護 士   |         |         | 醫事放射士 |         |         |
| 中 醫 師 |         |         | 助 產 師 |         |         | 職能治療師 |         |         |
| 牙 醫 師 |         |         | 助 產 士 |         |         | 職能治療生 |         |         |
| 藥 師   |         |         | 鑲 牙 生 |         |         | 臨床心理師 |         |         |
| 藥 劑 生 |         |         | 營 養 師 |         |         | 諮商心理師 |         |         |
| 醫事檢驗師 |         |         | 物理治療師 |         |         | 呼吸治療師 |         |         |
| 醫事檢驗生 |         |         | 物理治療生 |         |         |       |         |         |
| 護 理 師 |         |         | 醫事放射師 |         |         |       |         |         |

表六、未具醫事專門職業證書工作人數統計

| 類 別             |                              | 人 數     |         | 類 別                           | 人 數     |         |
|-----------------|------------------------------|---------|---------|-------------------------------|---------|---------|
|                 |                              | 93年12月底 | 94年12月底 |                               | 93年12月底 | 94年12月底 |
| 醫 療 輔 助 技 術 人 員 | 感 染 控 制                      |         |         | 社 會 工 作 人 員                   |         |         |
|                 | 聽 力、語 言 治 療                  |         |         | 醫 務 行 政 人 員                   |         |         |
|                 | 麻 醉                          |         |         | 一 般 行 政 人 員                   |         |         |
|                 | 其 他 (如核子醫學人員、醫學物理人員、牙科技術人員等) |         |         | 資 訊 技 術 人 員                   |         |         |
| 工 程 人 員 技 術     | 醫 學 工 程、臨 床 工 程              |         |         | 研 究 人 員                       |         |         |
|                 | 工 務、建 築、電 機、電 子、空 調 等        |         |         | 其 他 人 員<br>(含駐衛警、保全、技工、工友、司機) |         |         |

# 附錄：名詞定義

Appendix

## 附錄：名詞定義

### 一、病床數、住院人日及住院人次

#### 1. 病床類別：

- (1) 急性一般病床：指各等病房之急性病床，但不包括急性精神病床。
- (2) 慢性一般病床：指除慢性精神病床、慢性結核病床、癩病病床外之各類慢性病床。
- (3) 精神病床：分急性與慢性精神病床，急性精神病床包括藥癮治療床。
- (4) 結核病床：指專門收治結核病病人之結核病房病床，分急性與慢性。
- (5) 癩病病床：指專門收治癩病病人之癩病房病床。
- (6) 加護病床：包括各類加護病床，如ICU、CCU、新生兒或小兒加護病房之保溫箱等。
- (7) 嬰兒病床：指專門收治有病嬰兒之嬰兒病房床位。
- (8) 嬰兒床：指嬰兒室之床位，包括保溫箱。但新生兒或小兒加護病房內之保溫箱則以加護病床列計。
- (9) 安寧療護病床：指專門收治因罹患嚴重傷病，經醫師診斷沒有積極治療必要，且為提升病人和家屬的生活品質，所進行的非治療性照顧，如對疼痛等症狀的控制而使用之病床。
- (10) 呼吸照護病床：指專門收治依賴呼吸器病人之呼吸照護病房及呼吸照護中心之病床。
- (11) 精神養護床、其他療養床：指未依醫療機構設置標準辦理核准登記，而事實上有收留療養病人之床數。
- (12) 精神日間治療可收治人數：依「台灣地區精神醫療院所（科）評鑑標準」設置，提供日間住院治療之可收治人數。

#### 2. 病床數：指向衛生局申請開放使用之登記病床規模或服務量。

#### 3. 住院人日：即全年內每日有辦理住院手續之住院病人人數累計。計算方式為算進不算出，如為當日住出院者仍以一住院人日計。

- (1) 病人在住院期間轉換科別或病床別時，如仍保留原佔床位，則須同時列計兩邊床位之住院人日，但若未保留原佔用床位時，則僅計算新佔用病床之人日即可。
- (2) 慢性一般病床不足而借用急性一般病床時，仍以慢性一般病床列計住院人日，反之，急性一般病床不足而借用慢性一般病床時，則以急性一般病床列計住院人日。
- (3) 日間照護所用之病床，如精神科之日間留院病床，不列計住院人日。

#### 4. 住院人次：全年內前往醫院辦理住院手續之入院人次之累計，但不包括上年留院病人。

- (1) 急診後辦理住院手續者列入住院人次，但急診後未辦理住院手續者列入急診人次。
  - (2) 病人住院期間若轉換科別，則僅列計一住院人次；但轉換病床，則另計轉床後之住院人次一次，惟如再轉回原轉出病床別時，若未再辦理住院手續，則不需重複列計。
  - (3) 慢性一般病床不足而借用急性一般病床時，仍以慢性一般病床列計住院人次，反之，急性一般病床不足而借用慢性一般病床時，則以急性一般病床列計住院人次。
  - (4) 日間照護所用之病床，如精神科之日間留院病床，不列計住院人次。
- 5.精神日間治療可收治人數：依「台灣地區精神醫療院所(科)評鑑標準」設置，提供日間住院治療之可收治人數。

## 二、醫療服務量

- 1.出院人次：全年內每日辦理住院手續之出院人數之累計，包括病癒、轉院及死亡，但不包括急診觀察病床之出院人次。
- 2.住院健檢人次：全年內前往醫院辦理住院健康檢查人次之累計。
- 3.手術人次：全年內醫院施行手術之次數。
  - (1) 分為門診及住院手術人次統計，住院後手術與手術後住院皆列住院手術，其餘為門診手術人次。
  - (2) 以手術登記簿之人次為準。
  - (3) 含剖腹產及人工流產。
- 4.門診人次：全年內前往醫院掛號後，實際就診各科別之門診人次之累計。
  - (1) 包括初診、複診及夜間門診，但不含急診與門診體檢人次。
  - (2) 如同一人掛二科或就診某科二次，則以二人次計算。
- 5.急診人次：全年內前往醫院急診處就診人次之累計。
  - (1) 夜間門診不列入急診。
  - (2) 含日間與夜間前往醫院急診處就診人次。
- 6.門診體檢人次：全年內包括考試、執照、就學、健保門診成人健檢、就業、人壽保險、婚前健檢等有辦理掛號手續之體檢人次之累計。
- 7.接生人次：全年內醫院接生產婦之人次累計(含自然產及剖腹產，且不論是活產或死產)。如產婦生產多胞胎仍以一人次計。
- 8.剖腹產人次：全年內該醫院接受剖腹生產(含死產)之產婦人次。如產婦生產多胞胎仍以一人次計。

#### 9.粗死亡人數、淨死亡人數：

- (1) 粗死亡人數：全年內住院後死亡人數；粗死亡人數會大於或等於淨死亡人數。
- (2) 淨死亡人數：全年內住院後超過48小時後死亡之人數。
- (3) 不含急診死亡及未離開產房即死亡之新生兒與死產人數。
- (4) 臨終病人自動出院者以醫院為其出具死亡診斷者始予計列。

#### 10.轉診人次：全年內由他院依轉診單轉診至本院之病患數與由本院開具轉診單轉出至他院之病患數。

#### 11.平均住院日數：住院人日/住院人次。

#### 12.佔床率： $[\text{住院人日}/(\text{病床數} \times 365)] \times 100$ 。

#### 13.專科醫師專任人數比例： $[\text{專任人數}/(\text{專任人數} + \text{兼任人數})] \times 100$ 。

### 三、特定醫療技術檢查檢驗醫療儀器

特定醫療技術檢查檢驗醫療儀器：係指依「特定醫療技術檢查檢驗醫療儀器施行或使用管理辦法」規定所稱之儀器，醫療機構施行或使用該等儀器，應向所在地衛生局申請登記後，始得為之。

### 四、執業醫事人員

1. 執業醫事人員指領有行政院衛生署核發之醫師(西醫師、中醫師、牙醫師)、藥師、藥劑生、醫事檢驗師、醫事檢驗生、護理師、護士、助產師、助產士、鑲牙生、營養師、物理治療師、物理治療生、醫事放射師、醫事放射士、職能治療師、職能治療生、臨床心理師、諮商心理師及呼吸治療師。
2. 如具兩種以上資格，僅需擇其主要從業項目填報，且以請領執照者為原則。惟不包含特約、兼任、調用及臨時雇用不屬長期性之人員。

### 五、專科醫師

專科醫師係指完成專科醫師訓練，經各相關醫學會初審及中央衛生主管機關複審合格，並領有中央衛生主管機關核發之專科醫師證書之醫師。

## 醫療機構現況及 醫院醫療服務量統計年報

---

刊 名：醫療機構現況及醫院醫療服務量統計年報

編 印 者：行政院衛生署

出 版 者：行政院衛生署

地 址：臺北市中正區愛國東路100號

電 話：(02)2321-0151 傳真：(02)2322-4279

網 址：www.doh.gov.tw

出版年月：中華民國九十五年八月

版 次：初版

定 價：新臺幣 350 元

展 售 處：國家書坊臺視總店 臺北市八德路三段10號 (02)2578-1515

五南文化廣場 臺中市中山路2號 (04)2226-0330

G P N：2009502598

## **The Statistical Annual Report of Medical Care Institution's Status & Hospital's Utilization**

---

Note:

1. These books are free to the interested scholars and organizations.  
We would welcome your publications in exchange and comments.  
If you have any require, please send to:  
Division of Statistics, Department of Health, Executive Yuan  
No. 100, Aiguo E. Road, Jhongheng District, Taipei City 10092,  
Taiwan R. O. C.
2. If you would like to order these two books,  
please contact the following address:  
Government Bookstore  
No. 10 Sec. 3 Bade. Rd., Songshan District,  
Taipei City 105, Taiwan R. O. C.  
TEL:2-2578-1515